

CATALOGUE


2020
2021



THE **GLOBAL SPECIALIST**
IN ELECTRICAL AND DIGITAL
BUILDING INFRASTRUCTURES

 **VALRACK**[®]

A Group brand |  **legrand**



Cabinets



P. 01
ModuCab,
server free and floor
standing cabinets



P. 02
ProTek,
wall mount cabinet

Server cabinets



P. 03-05
ModuCab cabinet, single
side and dual side panel
and door



P. 06-08
ModuCab cabinet,
general arrangement,
ModuCab GA & part code
and ModuCab sizes

Network cabinets



P. 14
LINKEO
Linkeo 19" cabinet, glass
door mounted version,
glass door flatpack version
and accessories

Open rack cabinets



P. 15
CableMax
Open Rack Cabinets

Outdoor cabinets



P. 15
Autotek
wall mount



P. 16
Autotek
floor mount

Wall mount cabinets



P. 09-10
Protek wall mount cabinet
& side openable, side
integrated & riveted, side
integrated double section
& castor provision



P. 11-13
General arrangement, side
integrated, side integrated
riveted, side openable,
double section, and protek
wall mount sizes

Accessories & Certificates




P. 18-20
Power distribution
unit-PDU, general
description, PDU-part
code & accessories



P. 21-22
Certificates UL, IK 08 & IP
certificate

VALRACK CABINETS

ModuCab 19" Server cabinets



Door with handle



Removable side panels

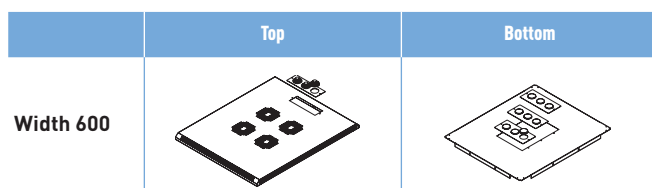


Mounting angle

GENERAL CHARACTERISTICS

Alloy aluminum extruded frame structure.
 Frame structure supported by 3 pairs of support channels.
 Safe load carrying capacity tested for 1200 kgs.
 Fully allen bolted construction all x, y, z axis at all 8 corners.
 Top cover vented all along the width and depth along with 4 fan provision.
 Top and bottom cover with provided with cable entry provision via a cover plate, edges protected rubber grommets.
 Castors for free movement at the base of frame structure.
 19" Equipment mounting angles are provided with square slots to accommodate M6 cage nuts at a universal pitch pattern along the height & mounting dimensions confirm to IEC 297-3 for all electronic equipment, powder coated texture finish.
 Painting shade : RAL 7035/7037 finish fine texture – 60 to 80uM.
 RAL 9005 finish black fine texture (customize)
 Characteristics value Indicated : H x W x D (Height x Width x Depth)

TOP AND BOTTOM CABLE ENTRIES



CERTIFICATION

Degree of Ingress Protection (IP) rating : IP 20
 Degree of Impact Protection (IK) rating : IK08
 UL and CAN/CSA certified.

FULLY ACCESSIBILITY

ModuCab enclosures are designed for complete accessibility from all sides.

Perforated Door: Multifolded body, special honeycomb punching pattern. Single point and multi point locking facility. Door hinge may be swapped from right to left. Door opening angle 125°.

Glass Door: Multifolded body, with 4 mm thick toughened glass. Single point and multi point locking facility. Door hinge may be swapped from right to left. Door opening angle 160°.

Mesh Door: Multifolded body, with single point and multi point locking facility. Door hinge may be swapped from right to left. Door opening angle 160°.

Side Panel: Multifolded body, Removable side panels, Single point locking with quick release latches.

Fix Shelf: Multifolded body, duly powder coated texture finish.

Cable Management: Multifolded body, slotted type for wire tie and PVC loops, powder coated texture finish.

Castors: Heavy duty castor set of 4 nos, 2 nos with brake and 2 without brake.

Base Plinth: C shape folded sheet steel, with grouting facility.


Leveling Leg: Heavy duty adjustable leg M12 SIZE with check nut.

Sliding Shelf: Duly powder coated texture finish with heavy duty telescopic slide rail.

Keyboard Drawer: Rotating type, duly powder coated texture finish with telescopic slide rail.

Support Angle: L-angles, duly powder coated.

ProTek 19" wall mount cabinets



Front frame - flat pack



Front door with Cam lock

GENERAL CHARACTERISTICS

Modular robust steel sheet construction multifolded body.
Transparent toughened glass front door with reversible hinges.

Top cover with fan provision.

Cable entry at top/bottom with edge protection rubber grommets.

Wall mounting brackets for wall mounting enclosure at rear side.

CERTIFICATION

Degree of Ingress Protection (IP) rating : IP 20

Degree of Impact Protection (IK) rating : IK08

UL and CAN/CSA certified

FULLY ACCESSIBILITY

Being modular in nature the ProTek wall mounts are the IT system integrators favorite due to its ease of installation and overall flexibility to use.

Mounting Angle:

19" equipment mounting angles are provided with square slots to accommodate M6 cage nuts at a universal pitch pattern mounting dimensions to IEC-297-3 for all electronic equipment, powder coated texture finish.

Glass Door:

Multifolded body, Toughened glass 4 mm thick pasted permanently with UV resistant silicon adhesive. Spring loaded Hinges can be retro-fitted either on the left or right hand side.

Door opens to 110° opening angle and provided with Cam lock for security.

Cable Management:

19" mountable with PVC loops.

C-shaped with cable tie slots mounted vertically.

19" Shelf:

Cantilever type mountable from the front side.

Cabinets

ModuCab 19" server cabinets



4650 25 + 4650 91



4650 25 + 4652 79



4650 24 + 4650 90

Technical characteristics p. 15-16

Pack	Cat.Nos		Capacity	Height (mm)	Width (mm)	Depth (mm)
	Pastel Texture	Black Texture				
1	4650 00	4650 01	17 U	902	600	650
1	4650 02	4650 03	17 U	902	600	800
1	4650 04	4650 05	22 U	1124	600	650
1	4650 06	4650 07	22 U	1124	600	800
1	4650 08	4650 09	24 U	1213	600	650
1	4650 10	4650 11	24 U	1213	600	800
1	4650 12	4650 13	24 U	1213	600	1000
1	4650 14	4650 15	27 U	1347	600	650
1	4650 16	4650 17	27 U	1347	600	800
1	4650 18	4650 19	27 U	1347	600	1000
1	4650 20	4650 21	32 U	1569	600	650
1	4650 22	4650 23	32 U	1569	600	800
1	4650 24	4650 25	32 U	1569	800	800
1	4650 26	4650 27	32 U	1569	800	1000
1	4650 28	4650 29	32 U	1569	800	1200
1	4650 30	4650 31	36 U	1747	600	650
1	4650 32	4650 33	36 U	1747	600	800
1	4650 34	4650 35	36 U	1747	600	1000
1	4650 36	4650 37	36 U	1747	800	800
1	4650 38	4650 39	36 U	1747	800	1000
1	4650 40	4650 41	36 U	1747	800	1200
1	4650 42	4650 43	42 U	2013	600	650
1	4650 44	4650 45	42 U	2013	600	800
1	4650 46	4650 47	42 U	2013	600	1000
1	4650 48	4650 49	42 U	2013	600	1200
1	4650 50	4650 51	42 U	2013	800	800
1	4650 52	4650 53	42 U	2013	800	1000
1	4650 54	4650 55	42 U	2013	800	1200
1	4650 56	4650 57	45 U	2146	600	1000
1	4650 58	4650 59	45 U	2146	800	1000
1	4650 60	4650 61	45 U	2146	800	1200
1	4650 62	4650 63	48 U	2280	600	1000
1	4650 64	4650 65	48 U	2280	800	1000
1	4650 66	4650 67	48 U	2280	800	1200

ModuCab networking 17 U to 48 U with single side panels

Pack	Cat.Nos		Capacity	Height (mm)	Width (mm)	Depth (mm)
	Pastel Texture	Black Texture				
1	4656 06	4656 07	17 U	902	600	650
1	4656 08	4656 09	17 U	902	600	800
1	4656 10	4656 11	22 U	1124	600	650
1	4656 12	4656 13	22 U	1124	600	800
1	4656 14	4656 15	24 U	1213	600	650
1	4656 16	4656 17	24 U	1213	600	800
1	4656 18	4656 19	24 U	1213	600	1000
1	4656 20	4656 21	27 U	1347	600	650
1	4656 22	4656 23	27 U	1347	600	800
1	4656 24	4656 25	27 U	1347	600	1000
1	4656 26	4656 27	32 U	1569	600	650
1	4656 28	4656 29	32 U	1569	600	800
1	4656 30	4656 31	32 U	1569	800	800
1	4656 32	4656 33	32 U	1569	800	1000
1	4656 34	4656 35	32 U	1569	800	1200
1	4656 36	4656 37	36 U	1747	600	650
1	4656 38	4656 39	36 U	1747	600	800
1	4656 40	4656 41	36 U	1747	600	1000
1	4656 42	4656 43	36 U	1747	800	800
1	4656 44	4656 45	36 U	1747	800	1000
1	4656 46	4656 47	36 U	1747	800	1200
1	4656 48	4656 49	42 U	2013	600	650
1	4656 50	4656 51	42 U	2013	600	800
1	4656 52	4656 53	42 U	2013	600	1000
1	4656 54	4656 55	42 U	2013	600	1200
1	4656 56	4656 57	42 U	2013	800	800
1	4656 58	4656 59	42 U	2013	800	1000
1	4656 60	4656 61	42 U	2013	800	1200
1	4656 62	4656 63	45 U	2146	600	1000
1	4656 64	4656 65	45 U	2146	800	1000
1	4656 66	4656 67	45 U	2146	800	1200
1	4656 68	4656 69	48 U	2280	600	1000
1	4656 70	4656 71	48 U	2280	800	1000
1	4656 72	4656 73	48 U	2280	800	1200

ModuCab networking 17 U to 48 U with single side panels - SKD

Pack	Cat.Nos		Capacity	Height (mm)	Width (mm)	Depth (mm)
	Pastel Texture	Black Texture				
1	4650 68	4650 69	42 U	2013	600	1000
1	4650 70	4650 71	42 U	2013	800	1000
1	4650 72	4650 73	42 U	2013	800	1200
1	4650 74	4650 75	48 U	2280	600	1000
1	4650 76	4650 77	48 U	2280	800	1000
1	4650 78	4650 79	48 U	2280	800	1200

ModuCab networking 42 U to 48 U with dual side panels

Pack	Cat.Nos		Capacity	Height (mm)	Width (mm)	Depth (mm)
	Pastel Texture	Black Texture				
1	4656 74	4656 75	42 U	2013	600	1000
1	4656 76	4656 77	42 U	2013	800	1000
1	4656 78	4656 79	42 U	2013	800	1200
1	4656 80	4656 81	48 U	2280	600	1000
1	4656 82	4656 83	48 U	2280	800	1000
1	4656 84	4656 85	48 U	2280	800	1200

ModuCab networking 42 U to 48 U with dual side panels - SKD

Cabinets

ModuCab 19" server cabinets



4650 25 + 4651 39



4652 11 + 4650 23

Technical characteristics p. 15-16

Pack	Cat.Nos		ModuCab front glass door with Cam lock		
	Pastel Texture	Black Texture	Capacity	Height (U)	Width (mm)
1	4650 80	4650 81	17 U	17 U	600
1	4650 82	4650 83	22 U	22 U	600
1	4650 84	4650 85	24 U	24 U	600
1	4650 86	4650 87	27 U	27 U	600
1	4650 88	4650 89	32 U	32 U	600
1	4650 90	4650 91	32 U	32 U	800
1	4650 92	4650 93	36 U	36 U	600
1	4650 94	4650 95	36 U	36 U	800
1	4650 96	4650 97	42 U	42 U	600
1	4650 98	4650 99	42 U	42 U	800
1	4651 00	4651 01	45 U	45 U	600
1	4651 02	4651 03	45 U	45 U	800

Pack	Cat.Nos		ModuCab rear single door - 3 point lock - square slot ventilation		
	Pastel Texture	Black Texture	Capacity	Height (U)	Width (mm)
1	4651 52	4651 53	17 U	17 U	600
1	4651 54	4651 55	22 U	22 U	600
1	4651 56	4651 57	24 U	24 U	600
1	4651 58	4651 59	27 U	27 U	600
1	4651 60	4651 61	32 U	32 U	600
1	4651 62	4651 63	32 U	32 U	800
1	4651 64	4651 65	36 U	36 U	600
1	4651 66	4651 67	36 U	36 U	800
1	4651 68	4651 69	42 U	42 U	600
1	4651 70	4651 71	42 U	42 U	800
1	4651 72	4651 73	45 U	45 U	600
1	4651 74	4651 75	45 U	45 U	800

Pack	Cat.Nos		ModuCab front glass door with 3 point lock		
	Pastel Texture	Black Texture	Capacity	Height (U)	Width (mm)
1	4651 04	4651 05	17 U	17 U	600
1	4651 06	4651 07	22 U	22 U	600
1	4651 08	4651 09	24 U	24 U	600
1	4651 10	4651 11	27 U	27 U	600
1	4651 12	4651 13	32 U	32 U	600
1	4651 14	4651 15	32 U	32 U	800
1	4651 16	4651 17	36 U	36 U	600
1	4651 18	4651 19	36 U	36 U	800
1	4651 20	4651 21	42 U	42 U	600
1	4651 22	4651 23	42 U	42 U	800
1	4651 24	4651 25	45 U	45 U	600
1	4651 26	4651 27	45 U	45 U	800


Pack	Cat.Nos		ModuCab rear double door Cam lock - square slot ventilation		
	Pastel Texture	Black Texture	Capacity	Height (U)	Width (mm)
1	4651 76	4651 77	17 U	17 U	600
1	4651 78	4651 79	22 U	22 U	600
1	4651 80	4651 81	24 U	24 U	600
1	4651 82	4651 83	27 U	27 U	600
1	4651 84	4651 85	32 U	32 U	600
1	4651 86	4651 87	32 U	32 U	800
1	4651 88	4651 89	36 U	36 U	600
1	4651 90	4651 91	36 U	36 U	800
1	4651 92	4651 93	42 U	42 U	600
1	4651 94	4651 95	42 U	42 U	800
1	4651 96	4651 97	45 U	45 U	600
1	4651 98	4651 99	45 U	45 U	800

Pack	Cat.Nos		ModuCab rear single door Cam lock - square slot ventilation		
	Pastel Texture	Black Texture	Capacity	Height (U)	Width (mm)
1	4651 28	4651 29	17 U	17 U	600
1	4651 30	4651 31	22 U	22 U	600
1	4651 32	4651 33	24 U	24 U	600
1	4651 34	4651 35	27 U	27 U	600
1	4651 36	4651 37	32 U	32 U	600
1	4651 38	4651 39	32 U	32 U	800
1	4651 40	4651 41	36 U	36 U	600
1	4651 42	4651 43	36 U	36 U	800
1	4651 44	4651 45	42 U	42 U	600
1	4651 46	4651 47	42 U	42 U	800
1	4651 48	4651 49	45 U	45 U	600
1	4651 50	4651 51	45 U	45 U	800


Pack	Cat.Nos		ModuCab rear double door - 3 point lock - square slot ventilation		
	Pastel Texture	Black Texture	Capacity	Height (U)	Width (mm)
1	4652 00	4652 01	17 U	17 U	600
1	4652 02	4652 03	22 U	22 U	600
1	4652 04	4652 05	24 U	24 U	600
1	4652 06	4652 07	27 U	27 U	600
1	4652 08	4652 09	32 U	32 U	600
1	4652 10	4652 11	32 U	32 U	800
1	4652 12	4652 13	36 U	36 U	600
1	4652 14	4652 15	36 U	36 U	800
1	4652 16	4652 17	42 U	42 U	600
1	4652 18	4652 19	42 U	42 U	800
1	4652 20	4652 21	45 U	45 U	600
1	4652 22	4652 23	45 U	45 U	800

Cabinets

ModuCab 19" server cabinets



4652 79 + 4650 25

 Technical characteristics p. 15-16

Pack	Cat.Nos		ModuCab honeycomb double door - Cam lock		
	Pastel Texture	Black Texture	Capacity	Height (U)	Width (mm)
1	4652 24	4652 25	32 U	32 U	600
1	4652 26	4652 27	32 U	32 U	800
1	4652 28	4652 29	36 U	36 U	600
1	4652 30	4652 31	36 U	36 U	800
1	4652 32	4652 33	42 U	42 U	600
1	4652 34	4652 35	42 U	42 U	800
1	4652 36	4652 37	48 U	48 U	600
1	4652 38	4652 39	48 U	48 U	800

Pack	Cat.Nos		ModuCab honeycomb single door - Cam lock		
	Pastel Texture	Black Texture	Capacity	Height (U)	Width (mm)
1	4652 56	4652 57	32 U	32 U	600
1	4652 58	4652 59	32 U	32 U	800
1	4652 60	4652 61	36 U	36 U	600
1	4652 62	4652 63	36 U	36 U	800
1	4652 64	4652 65	42 U	42 U	600
1	4652 66	4652 67	42 U	42 U	800
1	4652 68	4652 69	48 U	48 U	600
1	4652 70	4652 71	48 U	48 U	800

Pack	Cat.Nos		ModuCab honeycomb double door - 3 point lock		
	Pastel Texture	Black Texture	Capacity	Height (U)	Width (mm)
1	4652 40	4652 41	32 U	32 U	600
1	4652 42	4652 43	32 U	32 U	800
1	4652 44	4652 45	36 U	36 U	600
1	4652 46	4652 47	36 U	36 U	800
1	4652 48	4652 49	42 U	42 U	600
1	4652 50	4652 51	42 U	42 U	800
1	4652 52	4652 53	48 U	48 U	600
1	4652 54	4652 55	48 U	48 U	800

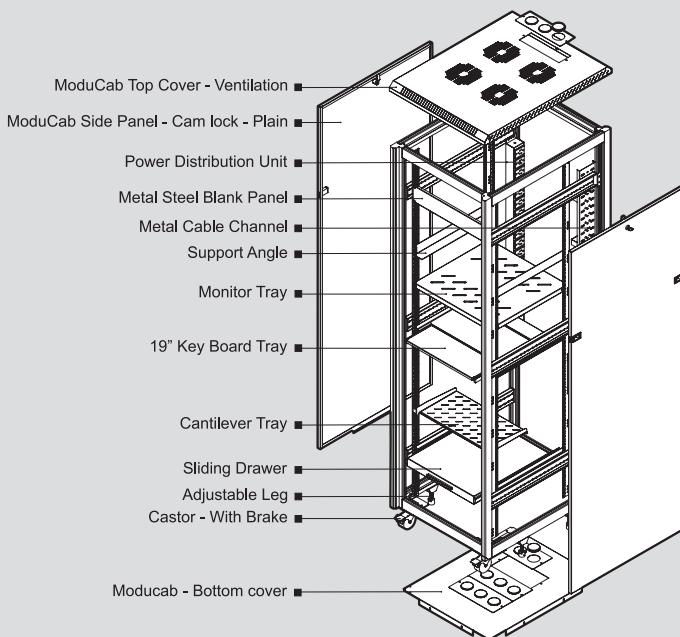
Pack	Cat.Nos		ModuCab honeycomb single door - 3 point lock		
	Pastel Texture	Black Texture	Capacity	Height (U)	Width (mm)
1	4652 72	4652 73	32 U	32 U	600
1	4652 74	4652 75	32 U	32 U	800
1	4652 76	4652 77	36 U	36 U	600
1	4652 78	4652 79	36 U	36 U	800
1	4652 80	4652 81	42 U	42 U	600
1	4652 82	4652 83	42 U	42 U	800
1	4652 84	4652 85	48 U	48 U	600
1	4652 86	4652 87	48 U	48 U	800

ModuCab 19" server cabinets

general arrangement

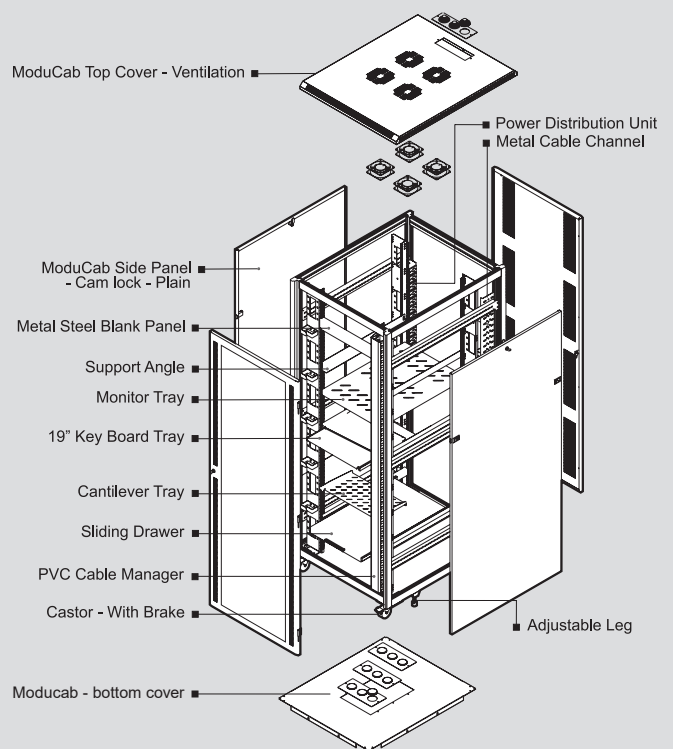
ModuCab 19" server cabinet

Equipment assembly 600 W



ModuCab 19" server cabinet

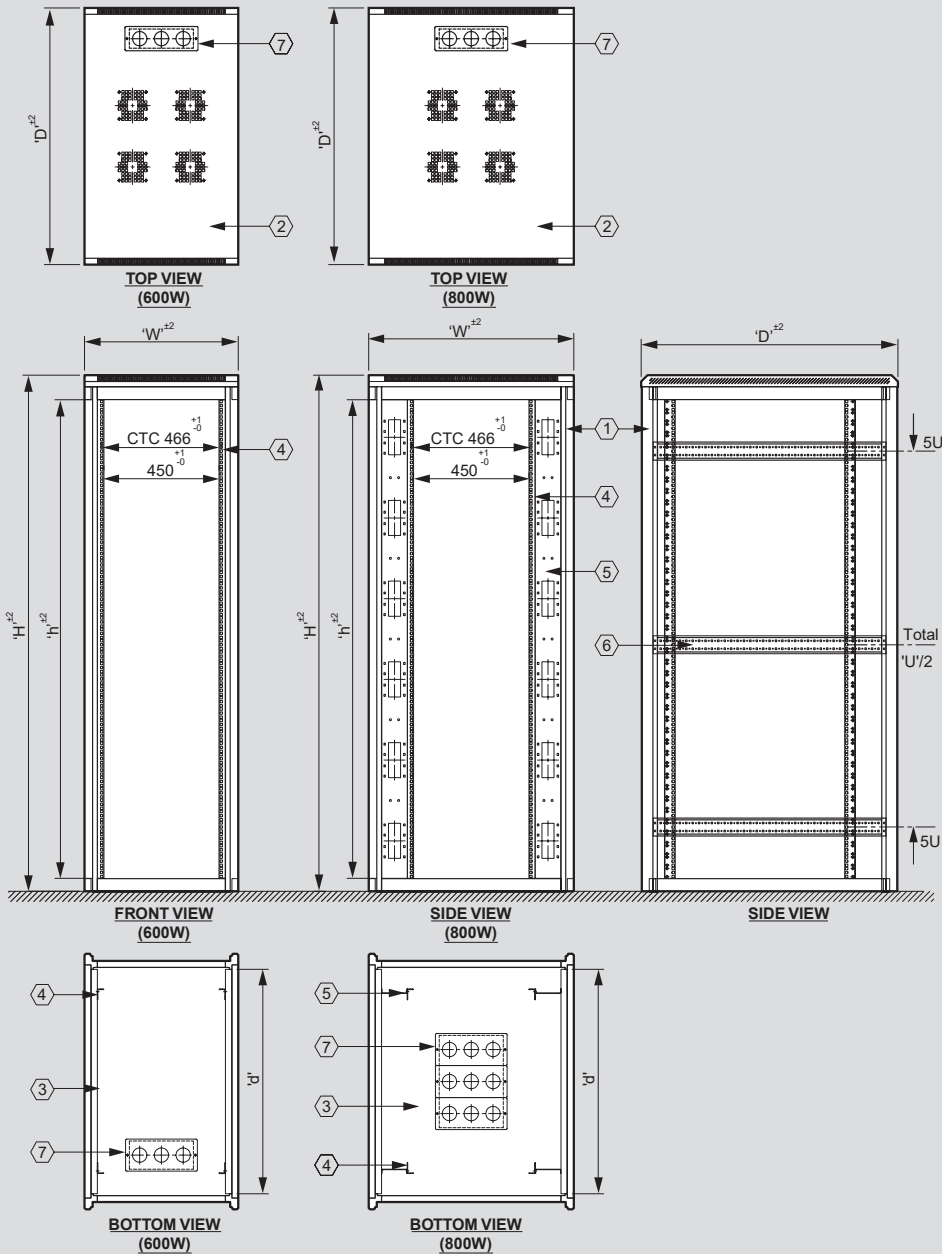
Equipment assembly 800 W



ModuCab 19" server cabinets

general arrangement

ModuCab GA & part code



Part No.	Description	Qty.
1	Aluminum structure	1 Set
2	Top cover	1
3	Bottom cover	1
4	19" Recess angle	4
5	Reducing channel	0 / 4
6	Support channel	4 / 6
7	Top & bottom cover plate	2 / 4

Cabinets

ModuCab sizes


Cat.Nos	Height			Width	Depth	
	'U'	Overall 'H'	Usable 'h'	Overall width 'W'	Overall depth 'D'	Usable depth 'd'
4650 00 / 4650 01 / 4656 06 / 4656 07	17 U	902	755.65	600	650	526
4650 02 / 4650 03 / 4656 08 / 4656 09	17 U	902	755.65	600	800	676
4650 04 / 4650 05 / 4656 10 / 4656 11	22 U	1124	977.9	600	650	526
4650 06 / 4650 07 / 4656 12 / 4656 13	22 U	1124	977.9	600	800	676
4650 08 / 4650 09 / 4656 14 / 4656 15	24 U	1213	1066.8	600	650	526
4650 10 / 4650 11 / 4656 16 / 4656 17	24 U	1213	1066.8	600	800	676
4650 12 / 4650 13 / 4656 18 / 4656 19	24 U	1213	1066.8	600	1000	876
4650 14 / 4650 15 / 4656 20 / 4656 21	27 U	1347	1200.15	600	650	526
4650 16 / 4650 17 / 4656 22 / 4656 23	27 U	1347	1200.15	600	800	676
4650 18 / 4650 19 / 4656 24 / 4656 25	27 U	1347	1200.15	600	1000	876
4650 20 / 4650 21 / 4656 26 / 4656 27	32 U	1569	1422.4	600	650	526
4650 22 / 4650 23 / 4656 28 / 4656 29	32 U	1569	1422.4	600	800	676
4650 24 / 4650 25 / 4656 30 / 4656 31	32 U	1569	1422.4	800	800	676
4650 26 / 4650 27 / 4656 32 / 4656 33	32 U	1569	1422.4	800	1000	876
4650 28 / 4650 29 / 4656 34 / 4656 35	32 U	1569	1422.4	800	1200	1076
4650 30 / 4650 31 / 4656 36 / 4656 37	36 U	1747	1600.2	600	650	526
4650 32 / 4650 33 / 4656 38 / 4656 39	36 U	1747	1600.2	600	800	676
4650 34 / 4650 35 / 4656 40 / 4656 41	36 U	1747	1600.2	600	1000	876
4650 36 / 4650 37 / 4656 42 / 4656 43	36 U	1747	1600.2	800	800	676
4650 38 / 4650 39 / 4656 44 / 4656 45	36 U	1747	1600.2	800	1000	876
4650 40 / 4650 41 / 4656 46 / 4656 47	36 U	1747	1600.2	800	1200	1076
4650 42 / 4650 43 / 4656 48 / 4656 49	42 U	2013	1866.9	600	650	526
4650 44 / 4650 45 / 4656 50 / 4656 51	42 U	2013	1866.9	600	800	676
4650 46 / 4650 47 / 4656 52 / 4656 53	42 U	2013	1866.9	600	1000	876
4650 48 / 4650 49 / 4656 54 / 4656 55	42 U	2013	1866.9	600	1200	1076
4650 50 / 4650 51 / 4656 56 / 4656 57	42 U	2013	1866.9	800	800	676
4650 52 / 4650 53 / 4656 58 / 4656 59	42 U	2013	1866.9	800	1000	876
4650 54 / 4650 55 / 4656 60 / 4656 61	42 U	2013	1866.9	800	1200	1076
4650 56 / 4650 57 / 4656 62 / 4656 63	45 U	2146	2000.25	600	1000	876
4650 58 / 4650 59 / 4656 64 / 4656 65	45 U	2146	2000.25	800	1000	876
4650 60 / 4650 61 / 4656 66 / 4656 67	45 U	2146	2000.25	800	1200	1076
4650 62 / 4650 63 / 4656 68 / 4656 69	48 U	2280	2133.6	600	1000	876
4650 64 / 4650 65 / 4656 70 / 4656 71	48 U	2280	2133.6	800	1000	876
4650 66 / 4650 67 / 4656 72 / 4656 73	48 U	2280	2133.6	800	1200	1076
4650 68 / 4650 69 / 4656 74 / 4656 75	42 U	2013	1866.9	600	1000	876
4650 70 / 4650 71 / 4656 76 / 4656 77	42 U	2013	1866.9	800	1000	876
4650 72 / 4650 73 / 4656 78 / 4656 79	42 U	2013	1866.9	800	1200	1076
4650 74 / 4650 75 / 4656 80 / 4656 81	48 U	2280	2133.6	600	1000	876
4650 76 / 4650 77 / 4656 82 / 4656 83	48 U	2280	2133.6	800	1000	876
4650 78 / 4650 79 / 4656 84 / 4656 85	48 U	2280	2133.6	800	1200	1076

Cabinets

ProTek 19" wall mount cabinets



4653 86



4654 04



4654 05

Technical characteristics p. 24-25

Pack	Cat.Nos		ProTek wall mount side integrated riveted			
	Pastel Texture	Black Texture	Capacity	Height (mm)	Width (mm)	Depth (mm)
1	4653 84	4653 85	02 U	160	550	350
1	4653 86	4653 87	04 U	230	550	450

Pack	Cat.Nos		ProTek wall mount side integrated			
	Pastel Texture	Black Texture	Capacity	Height (mm)	Width (mm)	Depth (mm)
1	4653 88	4653 89	02 U	160	550	350
1	4653 90	4653 91	04 U	230	550	450
1	4653 92	4653 93	06 U	359	600	400
1	4653 94	4653 95	06 U	359	600	450
1	4653 96	4653 97	06 U	359	600	500
1	4653 98	4653 99	06 U	359	600	600
1	4654 00	4654 01	09 U	492	600	400
1	4654 02	4654 03	09 U	492	600	450
1	4654 04	4654 05	09 U	492	600	500
1	4654 06	4654 07	09 U	492	600	600
1	4654 08	4654 09	12 U	626	600	400
1	4654 10	4654 11	12 U	626	600	450
1	4654 12	4654 13	12 U	626	600	500
1	4654 14	4654 15	12 U	626	600	600
1	4654 16	4654 17	15 U	759	600	400
1	4654 18	4654 19	15 U	759	600	450
1	4654 20	4654 21	15 U	759	600	500
1	4654 22	4654 23	15 U	759	600	600

Pack	Cat.Nos		ProTek wall mount side integrated - SKD			
	Pastel Texture	Black Texture	Capacity	Height (mm)	Width (mm)	Depth (mm)
1	4640 40	4640 41	06 U	359	600	400
1	4640 42	4640 43	06 U	359	600	450
1	4640 44	4640 45	06 U	359	600	500
1	4640 46	4640 47	06 U	359	600	600
1	4640 48	4640 49	09 U	492	600	400
1	4640 50	4640 51	09 U	492	600	450
1	4640 52	4640 53	09 U	492	600	500
1	4640 54	4640 55	09 U	492	600	600
1	4640 56	4640 57	12 U	626	600	400
1	4640 58	4640 59	12 U	626	600	450
1	4640 60	4640 61	12 U	626	600	500
1	4640 62	4640 63	12 U	626	600	600
1	4640 64	4640 65	15 U	759	600	400
1	4640 66	4640 67	15 U	759	600	450
1	4640 68	4640 69	15 U	759	600	500
1	4640 70	4640 71	15 U	759	600	600

Pack	Cat.Nos	ProTek wall mount side openable			
	Pastel Texture	Capacity	Height (mm)	Width (mm)	Depth (mm)
1	4654 24	06 U	359	600	500
1	4654 25	06 U	359	600	600
1	4654 26	09 U	492	600	500
1	4654 27	09 U	492	600	600
1	4654 28	12 U	626	600	500
1	4654 29	12 U	626	600	600
1	4654 30	15 U	759	600	500
1	4654 31	15 U	759	600	600

Pack	Cat.Nos	ProTek wall mount side openable - SKD			
	Pastel Texture	Capacity	Height (mm)	Width (mm)	Depth (mm)
1	4640 72	06 U	359	600	500
1	4640 73	06 U	359	600	600
1	4640 74	09 U	492	600	500
1	4640 75	09 U	492	600	600
1	4640 76	12 U	626	600	500
1	4640 77	12 U	626	600	600
1	4640 78	15 U	759	600	500
1	4640 79	15 U	759	600	600

Cabinets

ProTek 19" wall mount cabinets



4654 34

Technical characteristics p. 24-25

Pack	Cat.Nos	ProTek wall mount side integrated double section			
	Pastel Texture	Capacity	Height (mm)	Width (mm)	Depth (mm)
1	4654 32	06 U	359	600	400+100
1	4654 33	06 U	359	600	500+100
1	4654 34	09 U	492	600	400+100
1	4654 35	09 U	492	600	500+100
1	4654 36	12 U	626	600	400+100
1	4654 37	12 U	626	600	500+100
1	4654 38	15 U	759	600	400+100
1	4654 39	15 U	759	600	500+100

Pack	Cat.Nos	ProTek wall mount side integrated double section - SKD			
	Pastel Texture	Capacity	Height (mm)	Width (mm)	Depth (mm)
1	4640 80	06 U	359	600	400+100
1	4640 81	06 U	359	600	500+100
1	4640 82	09 U	492	600	400+100
1	4640 83	09 U	492	600	500+100
1	4640 84	12 U	626	600	400+100
1	4640 85	12 U	626	600	500+100
1	4640 86	15 U	759	600	400+100
1	4640 87	15 U	759	600	500+100

Pack	Cat.Nos	ProTek wall mount with castor provision			
	Pastel Texture	Capacity	Height (mm)	Width (mm)	Depth (mm)
1	4654 40	06 U	359	600	500
1	4654 41	06 U	359	600	600
1	4654 42	09 U	492	600	500
1	4654 43	09 U	492	600	600
1	4654 44	12 U	626	600	500
1	4654 45	12 U	626	600	600
1	4654 46	15 U	759	600	500
1	4654 47	15 U	759	600	600

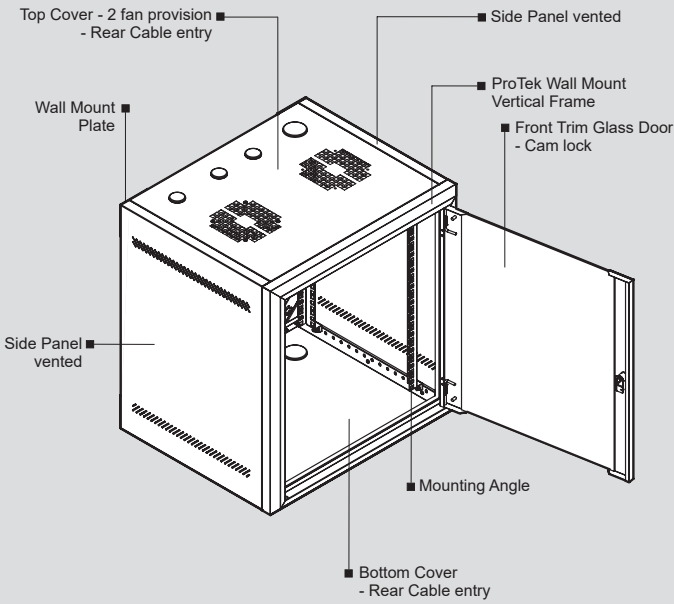
Pack	Cat.Nos	ProTek wall mount with castor provision - SKD			
	Pastel Texture	Capacity	Height (mm)	Width (mm)	Depth (mm)
1	4640 88	06 U	359	600	500
1	4640 89	06 U	359	600	600
1	4640 90	09 U	492	600	500
1	4640 91	09 U	492	600	600
1	4640 92	12 U	626	600	500
1	4640 93	12 U	626	600	600
1	4640 94	15 U	759	600	500
1	4640 95	15 U	759	600	600

ProTek 19" wall mount cabinets

general arrangement

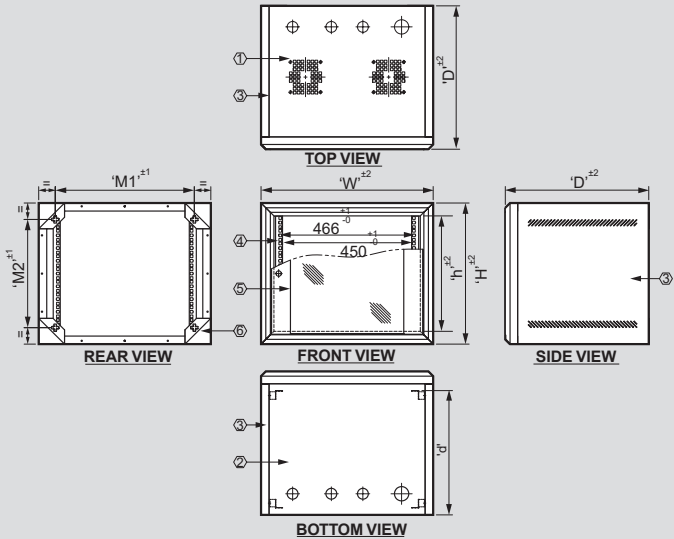
ProTek 19" wall mount - side integrated

EQUIPMENT ASSEMBLY



Wall mount

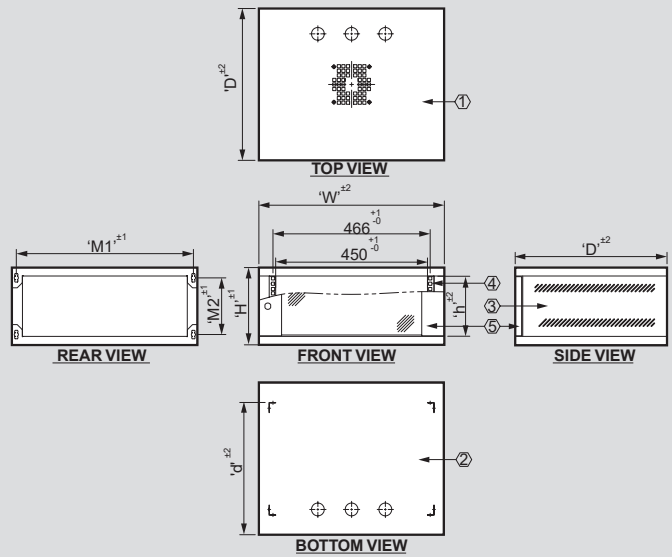
G. A. DRAWING



Part no.	Description	Qty.
1	Top cover	1
2	Bottom cover	1
3	Side panel	2
4	19" Recess angle	4
5	Trim glass door	1
6	Rear mounting plate	4

ProTek 19" wall mount - side integrated riveted

G. A. DRAWING



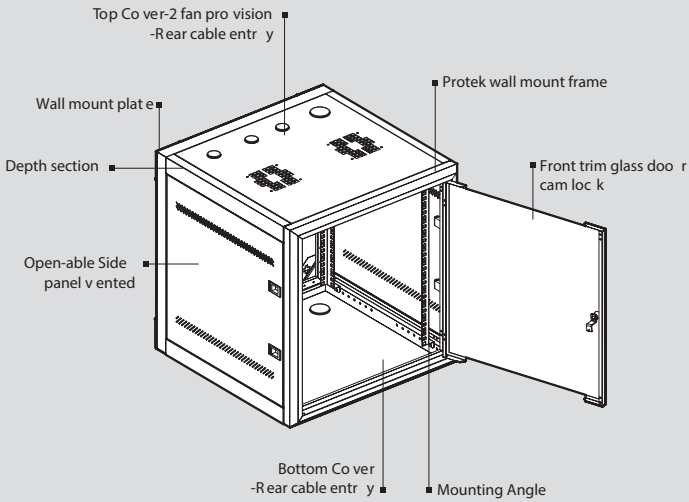
Part No.	Description	Qty.
1	Top cover	1
2	Bottom cover	1
3	Side panel	2
4	19" Recess angle	4
5	Trim glass door	1

ProTek 19" wall mount cabinets

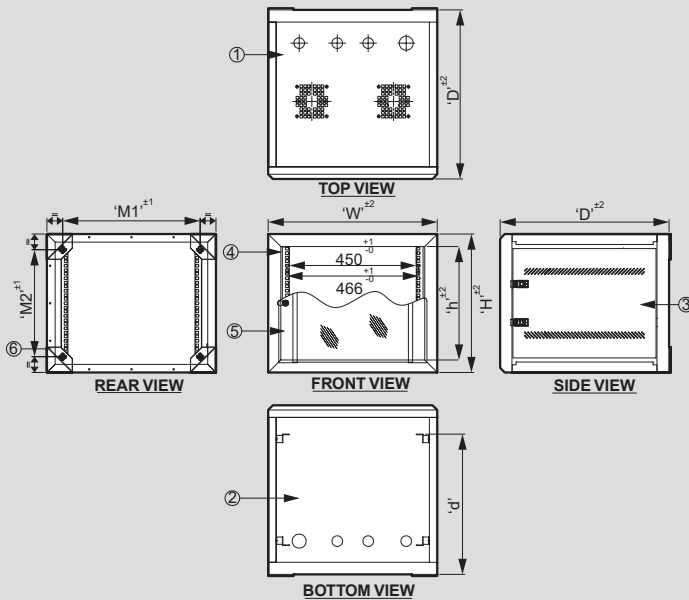
general arrangement

19" Wall mount - side openable

EQUIPMENT ASSEMBLY



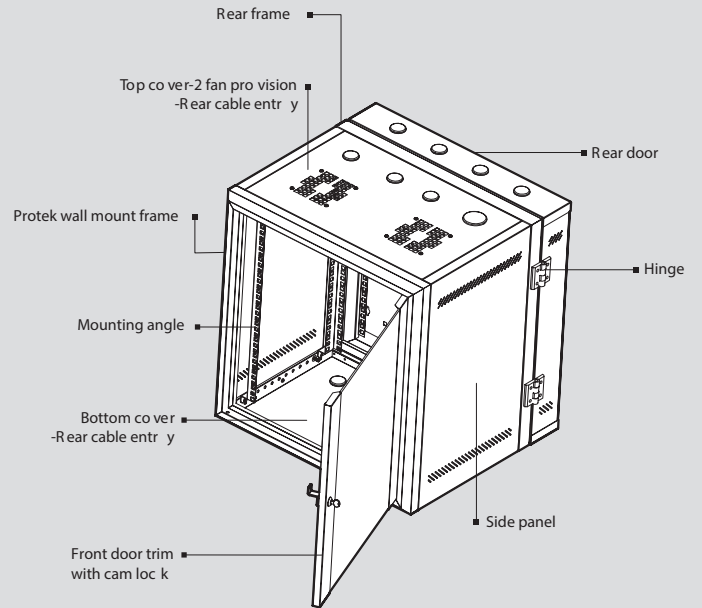
G. A. Drawing



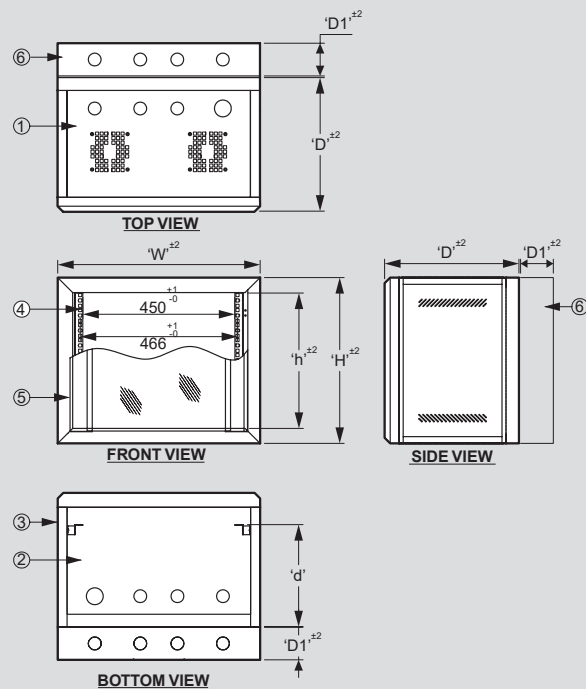
Part no.	Description	Qty.
1	Top cover	1
2	Bottom cover	1
3	Side panel openable	2
4	19" Recess angle	4
5	Trim glass door	1
6	Rear mounting plate	4

19" Wall mount - double section

EQUIPMENT ASSEMBLY



G. A. Drawing



Part no.	Description	Qty.
1	Top cover	1
2	Bottom cover	1
3	Side integrated panel	2
4	19" Recess angle	4
5	Trim glass door	1
6	Rear door	1

Cabinet

ProTek wall mount sizes

Protek wall mount side integrated riveted				
Cat.Nos	Capacity	Height (mm)	Width (mm)	Depth (mm)
4653 84 / 4653 85	02 U	160	550	350
4653 86 / 4653 87	04 U	230	550	450

Protek wall mount side integrated				
Cat.Nos	Capacity	Height (mm)	Width (mm)	Depth (mm)
4653 88 / 4653 89	02 U	160	550	350
4653 90 / 4653 91	04 U	230	550	450
4653 92 / 4653 93 / 4640 40 / 4640 41	06 U	359	600	400
4653 94 / 4653 95 / 4640 42 / 4640 43	06 U	359	600	450
4653 96 / 4653 97 / 4640 44 / 4640 45	06 U	359	600	500
4653 98 / 4653 99 / 4640 46 / 4640 47	06 U	359	600	600
4654 00 / 4654 01 / 4640 48 / 4640 49	09 U	492	600	400
4654 02 / 4654 03 / 4640 50 / 4640 51	09 U	492	600	450
4654 04 / 4654 05 / 4640 52 / 4640 53	09 U	492	600	500
4654 06 / 4654 07 / 4640 54 / 4640 55	09 U	492	600	600
4654 08 / 4654 09 / 4640 56 / 4640 57	12 U	626	600	400
4654 10 / 4654 11 / 4640 58 / 4640 59	12 U	626	600	450
4654 12 / 4654 13 / 4640 60 / 4640 61	12 U	626	600	500
4654 14 / 4654 15 / 4640 62 / 4640 63	12 U	626	600	600
4654 16 / 4654 17 / 4640 64 / 4640 65	15 U	759	600	400
4654 18 / 4654 19 / 4640 66 / 4640 67	15 U	759	600	450
4654 20 / 4654 21 / 4640 68 / 4640 69	15 U	759	600	500
4654 22 / 4654 23 / 4640 70 / 4640 71	15 U	759	600	600

19" floor standing cabinets

LINKEO 19" networking cabinets



4663 58



4663 58



0464 82



6464 33



6464 32

Pack	Cat.Nos	19" cabinet
		IP 20 – IK 08 baying cabinets Reversible front glass door with screen printing Removable side and rear panels Panels with automatic equipotential connection 4 sides locked with key lock Equipped with 2 x 19" uprights with U marking and adjustable in depth Pre-cut cable entries (top and bottom) To be fitted with brush cable entry Cat.No 6 464 28 Cut-out at the top for fan kit Equipped with levelling feet Loading capacity: 400 kg Anthracite grey RAL 7035

Single front glass door mounted version

	Capacity	Height (mm)	Width (mm)	Depth (mm)	
1	4663 50	17 U	915	600	600
1	4663 51	17 U	915	600	800
1	4663 52	24 U	1226	600	600
1	4663 53	24 U	1226	800	800
1	4663 54	27 U	1359	600	600
1	4663 55	27 U	1359	600	800
1	4663 56	33 U	1626	600	600
1	4663 57	33 U	1626	600	800
1	4663 58	33 U	1626	800	800
1	4663 59	36 U	1759	600	600
1	4663 60	36 U	1759	600	800
1	4663 61	36 U	1759	600	1000
1	4663 62	36 U	1759	800	800
1	4663 63	36 U	1759	800	1000
1	4663 64	42 U	2026	600	600
1	4663 65	42 U	2026	600	800
1	4663 66	42 U	2026	600	1000
1	4663 67	42 U	2026	800	800
1	4663 68	42 U	2026	800	1000

Single front glass door flatpack version

	Capacity	Height (mm)	Width (mm)	Depth (mm)	
1	4663 80	17 U	915	600	600
1	4663 81	17 U	915	600	800
1	4663 82	24 U	1226	600	600
1	4663 83	24 U	1226	800	800
1	4663 84	27 U	1359	600	600
1	4663 85	27 U	1359	600	800
1	4663 86	33 U	1626	600	600
1	4663 87	33 U	1626	600	800
1	4663 88	33 U	1626	800	800
1	4663 89	36 U	1759	600	600
1	4663 90	36 U	1759	600	800
1	4663 91	36 U	1759	600	1000
1	4663 92	36 U	1759	800	800
1	4663 93	36 U	1759	800	1000
1	4663 94	42 U	2026	600	600
1	4663 95	42 U	2026	600	800
1	4663 96	42 U	2026	600	1000
1	4663 97	42 U	2026	800	800
1	4663 98	42 U	2026	800	1000

Pack	Cat.Nos	Accessories
		Linkeo baying kits
	6463 37	Linkeo plinths 600 x 600
	6464 00	Linkeo plinths 600 x 800/800 x 600
	6464 01	Linkeo plinths 600 x 1000
	6464 02	Linkeo plinths 800 x 800
	6464 03	Linkeo plinths 800 x 1000
	6464 04	Linkeo 2 fans kits (LOCALISED)
	6464 30	Linkeo 4 fans kits (LPCALISED)
	6464 31	Linkeo brush cable entry
	6464 28	Linkeo vertical cable guides for 17 U
	4663 70	Linkeo vertical cable guides for 24 U
	4663 71	Linkeo vertical cable guides for 27 U
	4663 72	Linkeo vertical cable guides 33 U
	6464 20	Linkeo vertical cable guides 36 U
	4663 73	Linkeo vertical cable guides 42 U
	4664 21	Linkeo cable management rings (6 rings set)
	6464 25	Linkeo castors (Set of 4 pivoting castors, 2 of which have breaks.)
	0464 82	LKO MTRAY BT 445W380D A
	4656 89	LKO MTRAY BT 445W530D A
	4656 90	LKO MTRAY BT 445W630D A
	4656 91	LKO MTRAY BT 445W730D A
	4656 92	LKO SLD DRAWER BT 420W375D A
	4656 93	LKO SLD DRAWER BT 420W475D A
	4656 94	LKO SLD DRAWER BT 420W600D A
	4656 95	LKO SLD DRAWER BT 420W700D A
	4656 96	

Size

17 U
24 U
27 U
33 U
36 U
42 U

19" Open Rack Cabinets

CableMax



4641 85

Cat.Nos 19" Open Rack cabinet

Open frame allows vertical rack mounting of equipment with easy access for Installation and maintenance
RAL 9005 Black fine texture
Cable Management-6",8",10",12"

19" Open Rack cabinet- Assembled

	Capacity	Width (mm)	Depth (mm)
4641 85	42 U	545	124
4641 87	45 U	545	124
4641 89	48 U	545	124

19" Open Rack cabinet- SKD

	Capacity	Width (mm)	Depth (mm)
4641 86	42 U	545	124
4641 88	45 U	545	124
4641 90	48 U	545	124

Cable Management

	Capacity	Width (mm)	Depth (mm)
4641 91	42 U	154	480
4641 92	42 U	204	480
4641 93	42 U	254	480
4641 94	42 U	304	480
4641 95	45 U	154	480
4641 96	45 U	204	480
4641 97	45 U	254	480
4641 98	45 U	304	480
4641 99	48 U	154	480
4642 00	48 U	204	480
4642 01	48 U	254	480
4642 02	48 U	304	480

19" Wall mount Outdoor cabinets – IP 54/ IP 55

AUTOTEK



4641 03

Cat.Nos 19" wall mount cabinet

Wall mount cabinets intended for outdoor application
Cabinets made up of CRCA components welded together.
RAL 7035 Pastel structure color.
IP54/IP55 according to IEC 60529:2013
Permissible load - Upto 70 Kg
Equipment and accessories for thermal management and cable management completes the range.

Autotek Wall Mount - IP 54 Cabinet

	Capacity	Width (mm)	Depth (mm)
4641 03	6 U	600	500
4641 04	6 U	600	600
4641 05	9 U	600	500
4641 06	9 U	600	600
4641 07	12 U	600	500
4641 08	12 U	600	600
4641 09	15 U	600	500
4641 10	15 U	600	600

Autotek Wall Mount - IP 55 Cabinet

	Capacity	Width (mm)	Depth (mm)
4641 43	6 U	600	500
4641 44	6 U	600	600
4641 45	9 U	600	500
4641 46	9 U	600	600
4641 47	12 U	600	500
4641 48	12 U	600	600
4641 49	15 U	600	500
4641 50	15 U	600	600

19" Floor Standing Outdoor cabinets – IP54/ IP55

AUTOTEK



4641 11

Cat.Nos 19" cabinet

Floor standing cabinets intended for outdoor application
 Cabinets made up of CRCA components welded together.
 RAL 7035 Pastel structure color.
 IP54/IP55 according to IEC 60529:2013
 Permissible load - Upto 1200 Kg
 Equipment and accessories for thermal management and cable management completes the range.

Autotek Floor Stand - IP 54 Cabinet

Capacity	Width (mm)	Depth (mm)	
4641 11	17 U	600	650
4641 12	17 U	600	800
4641 13	17 U	800	650
4641 14	17 U	800	800
4641 15	22 U	600	650
4641 16	22 U	600	800
4641 17	22 U	800	650
4641 18	22 U	800	800
4641 19	24 U	600	650
4641 20	24 U	600	800
4641 21	24 U	800	650
4641 22	24 U	800	800
4641 23	27 U	600	650
4641 24	27 U	600	800
4641 25	27 U	800	650
4641 26	27 U	800	800
4641 27	30 U	600	650
4641 28	30 U	600	800
4641 29	30 U	800	650
4641 30	30 U	800	800
4641 31	32 U	600	650
4641 32	32 U	600	800
4641 33	32 U	800	650
4641 34	32 U	800	800
4641 35	36 U	600	650
4641 36	36 U	600	800
4641 37	36 U	800	650
4641 38	36 U	800	800
4641 39	42 U	600	650
4641 40	42 U	600	800
4641 41	42 U	800	650
4641 42	42 U	800	800

Cat.Nos Autotek Floor Stand- IP 55 Cabinet

Capacity	Width (mm)	Depth (mm)	
4641 51	17 U	600	650
4641 52	17 U	600	800
4641 53	17 U	800	650
4641 54	17 U	800	800
4641 55	22 U	600	650
4641 56	22 U	600	800
4641 57	22 U	800	650
4641 58	22 U	800	800
4641 59	24 U	600	650
4641 60	24 U	600	800
4641 61	24 U	800	650
4641 62	24 U	800	800
4641 63	27 U	600	650
4641 64	27 U	600	800
4641 65	27 U	800	650
4641 66	27 U	800	800
4641 67	30 U	600	650
4641 68	30 U	600	800
4641 69	30 U	800	650
4641 70	30 U	800	800
4641 71	32 U	600	650
4641 72	32 U	600	800
4641 73	32 U	800	650
4641 74	32 U	800	800
4641 75	36 U	600	650
4641 76	36 U	600	800
4641 77	36 U	800	650
4641 78	36 U	800	800
4641 79	42 U	600	650
4641 80	42 U	600	800
4641 81	42 U	800	650
4641 82	42 U	800	800

Energy distribution

power distribution units



4655 70



4655 94

Pack	Cat.Nos	19" PDU
1	4655 68	06 Amp Universal - 04 Socket - 16 Amp Switch with indicator - 06 Amp Fuse - 06 Amp 3 Pin plug with power cable 0.75 sq.mm 1.5 meter length - Black Fine Tex. - Assembly
1	4655 69	06 Amp Universal - 06 Socket - 16 Amp Switch with indicator - 06 Amp Fuse - 06 Amp 3 Pin plug with power cable 0.75 sq.mm 1.5 meter length - Black Fine Tex. - Assembly
1	4655 70	06/13 Amp Multi-standard - 06 Socket - Single pole / Screw mountable / 16 Amp MCB / Alternating current - 06 Amp 3 Pin plug with power cable 0.75 sq.mm 3 meter length - Black Fine Tex. - Assembly
1	4655 71	06/16 Amp Indian-standard - 06 Socket - Single pole / Screw mountable / 16 Amp MCB / Alternating current - 16 Amp 3 Pin plug with power cable 2.5 sq.mm 3 meter length - Black Fine Tex. - Assembly

Pack	Cat.Nos	Vertical PDU
1	4655 72	06/13 Amp Multi-standard - 08 Socket - Single pole / Screw mountable / 16 Amp MCB / Alternating current - 16 Amp 3 Pin plug with power cable 2.5 sq.mm 3 meter length - Black Fine Tex. - Assembly
1	4655 77	06/16 Amp Indian-standard - 08 Socket - Single pole / Screw mountable / 16 Amp MCB / Alternating current - 16 Amp 3 Pin plug with power cable 2.5 sq.mm 3 meter length - Black Fine Tex. - Assembly
1	4655 80	06/13 Amp Multi-standard - 10 Socket - Single pole / Screw mountable / 16 Amp MCB / Alternating current - 16 Amp 3 Pin plug with power cable 2.5 sq.mm 3 meter length - Black Fine Tex. - Assembly
1	4655 84	06/16 Amp Indian-standard - 10 Socket - Single pole / Screw mountable / 16 Amp MCB / Alternating current - 16 Amp 3 Pin plug with power cable 2.5 sq.mm 3 meter length - Black Fine Tex. - Assembly
1	4655 88	06/13 Amp Multi-standard - 5 Socket - 06/16 Amp Indian-standard - 5 Socket - Single pole / Screw mountable / 16 Amp MCB / Alternating current - Industrial plug 32 A with power cable 6 sq.mm 3 meter length - Black Fine Tex. - Assembly
1	4655 91	06/13 Amp Multi-standard - 12 Socket - Single pole / Screw mountable / 32 Amp MCB / Alternating current - Industrial plug 32 A with power cable 6 sq.mm 3 meter length - Black Fine Tex. - Assembly
1	4655 94	06/16 Amp Indian-standard - 12 Socket - Single pole / Screw mountable / 32 Amp MCB / Alternating current - Industrial plug 32 A with power cable 6 sq.mm 3 meter length - Black Fine Tex. - Assembly
1	4655 97	06/13 Amp Multi-standard - 6 Socket - 06/16 Amp Indian-standard - 6 Socket - Single pole / Screw mountable / 16 Amp MCB / Alternating current - Industrial plug 32 A with power cable 6 sq.mm 3 meter length - Black Fine Tex. - Assembly
1	4656 00	06/13 Amp Multi-standard - 15 Socket - Single pole / Screw mountable / 32 Amp MCB / Alternating current - Industrial plug 32 A with power cable 6 sq.mm 3 meter length - Black Fine Tex. - Assembly
1	4656 03	06/16 Amp Indian-standard - 15 Socket - Single pole / Screw mountable / 32 Amp MCB / Alternating current - Industrial plug 32 A with power cable 6 sq.mm 3 meter length - Black Fine Tex. - Assembly

Energy distribution

power distribution units

Power distribution unit sizes

Cat.Nos	Socket	Socket rating	Socket type
4655 59	7 SKT	10 AMP	C13
4655 60	10 SKT	10 AMP	C13
4655 61	12 SKT	10 AMP	C13
4655 62	15 SKT	10 AMP	C13
4655 63	7 SKT	16 AMP	C19
4655 64	10 SKT	16 AMP	C19
4655 65	15 SKT	16 AMP	C19
4655 66	12 SKT	10 & 16 AMP	C13 & C19
4655 67	16 SKT	10 & 16 AMP	C13 & C19
4655 55		16 AMP	
4655 56		32 AMP	
4655 57		32 AMP	
4655 58		63 AMP	


Cat.Nos	Socket	Socket rating	Socket type
4655 68	4 SKT	06 AMP	UNIVERSAL
4655 69	6 SKT	06 AMP	UNIVERSAL
4655 70	6 SKT	06/13 AMPS	MULTI STD
4655 71	6 SKT	06/16 AMPS	INDIAN STD
4655 72	8 SKT	06/13 AMPS	MULTI STD
4655 73	8 SKT	06/13 AMPS	MULTI STD
4655 74	8 SKT	06/13 AMPS	MULTI STD
4655 75	8 SKT	06/13 AMPS	MULTI STD
4655 76	8 SKT	06/16 AMPS	INDIAN STD
4655 77	8 SKT	06/16 AMPS	INDIAN STD
4655 78	8 SKT	06/16 AMPS	INDIAN STD
4655 79	10 SKT	06/16 AMPS	INDIAN STD
4655 80	10 SKT	06/13 AMPS	MULTI STD
4655 81	10 SKT	06/13 AMPS	MULTI STD
4655 82	10 SKT	06/13 AMPS	MULTI STD
4655 83	10 SKT	06/13 AMPS	MULTI STD

Cat.Nos	Socket	Socket rating	Socket type
4655 84	10 SKT	06/16 AMPS	INDIAN STD
4655 85	10 SKT	06/16 AMPS	INDIAN STD
4655 86	10 SKT	06/16 AMPS	INDIAN STD
4655 87	10 SKT	06/16 AMPS	INDIAN STD
4655 88	5+5 SKT	06/13 + 6/16	MULTI + INDIAN
4655 89	5+5 SKT	06/13 + 6/16	MULTI + INDIAN
4655 90	5+5 SKT	06/13 + 6/16	MULTI + INDIAN
4655 91	12 SKT	06/13 AMPS	MULTI STD
4655 92	12 SKT	06/13 AMPS	MULTI STD
4655 93	12 SKT	06/13 AMPS	MULTI STD
4655 94	12 SKT	06/16 AMPS	INDIAN STD
4655 95	12 SKT	06/16 AMPS	INDIAN STD
4655 96	12 SKT	06/16 AMPS	INDIAN STD

Cat.Nos	Socket	Socket rating	Socket type
4655 97	6+6 SKT	06/13 + 6/16	MULTI + INDIAN
4655 98	6+6 SKT	06/13 + 6/16	MULTI + INDIAN
4655 99	6+6 SKT	06/13 + 6/16	MULTI + INDIAN
4656 00	15 SKT	06/13 AMPS	MULTI STD
4656 01	15 SKT	06/13 AMPS	MULTI STD
4656 02	15 SKT	06/13 AMPS	MULTI STD
4656 03	15 SKT	06/16 AMPS	INDIAN STD
4656 04	15 SKT	06/16 AMPS	INDIAN STD
4656 05	15 SKT	06/16 AMPS	INDIAN STD
4655 55		16 AMP	
4655 56		32 AMP	

Cabinets

accessories



Pack	Cat.Nos		Monitor tray
1	Pastel Texture 4654 72	Black Texture 4654 73	Ventilation - 495 W - 375 D
1	4654 74	4654 75	Ventilation - 495 W - 475 D
1	4654 76	4654 77	Ventilation - 495 W - 600 D
1	4654 78	4654 79	Ventilation - 495 W - 700 D

Pack	Cat.Nos	Adjustable leg
1	 4654 80	90 mm height

Pack	Cat.Nos		Cantiliver tray
1	Pastel Texture 4654 85	Black Texture 4654 86	1 U x 255 D
1	4654 87	4654 88	02 U x 400 D

Pack	Cat.Nos	PVC cable manager
1	 4655 40	PVC cable manager - 01 U

Pack	Cat.Nos		Cable manager
1	Pastel Texture 4654 90	Black Texture 4654 89	Metal cable manager - 01 U - Plastic cable loop

Pack	Cat.Nos	Fan
1	 4654 81	Single fan for WallMount
1	4654 82	Double fan for WallMount
1	4654 83	Double fan for Mcab/ProTek FS
1	4654 84	Four fan for Mcab/ProTek FS
1	4654 91	2 inch castor set
1	4640 96	3 inch castor set ModuCab
1	4640 97	3 inch castor set ProTek FS

Pack	Cat.Nos	Mounting hardware
1	 4654 92	Pkt 10 set of 10
1	4654 93	Pkt 20 set of 20

Pack	Cat.Nos		Sliding drawer
1	Pastel Texture 4655 22	Black Texture 4655 23	Sliding drawer - 19" x 375 D
1	4655 24	4655 25	Sliding drawer - 19" x 475 D
1	4655 26	4655 27	Sliding drawer - 19" x 600 D
1	4655 28	4655 29	Sliding drawer - 19" x 700 D

Pack	Cat.Nos		Cable channel
1	Pastel Texture 4654 94	Black Texture 4654 95	1600 H x 50 W
1	4654 96	4654 97	1600 H x 100 W
1	4654 98	4654 99	1200 H x 50 W
1	4655 00	4655 01	1200 H x 100 W
1	4655 02	4655 03	800 H x 50 W
1	4655 04	4655 05	800 H x 100 W

Pack	Cat.Nos		Base plinth
1	Pastel Texture 4655 07	Black Texture 4655 06	600 W x 650 D x 100 H
1	4655 09	4655 08	600 W x 800 D x 100 H
1	4655 11	4655 10	600 W x 1000 D x 100 H
1	4655 13	4655 12	600 W x 1200 D x 100 H
1	4655 15	4655 14	800 W x 650 D x 100 H
1	4655 17	4655 16	800 W x 800 D x 100 H
1	4655 19	4655 18	800 W x 1000 D x 100 H
1	4655 21	4655 20	800 W x 1200 D x 100 H

Pack	Cat.Nos		Key board
1	Pastel Texture 4655 30	Black Texture 4655 31	Rotating key board drawer

Pack	Cat.Nos		Support angle
1	Pastel Texture 4655 32	Black Texture 4655 33	50 x 50 x 375 D
1	4655 34	4655 35	50 x 50 x 475 D
1	4655 36	4655 37	50 x 50 x 600 D
1	4655 38	4655 39	50 x 50 x 700 D

Pack	Cat.Nos		PVC cable manager
1	Pastel Texture 4655 43	Black Texture 4655 44	01 U - Double sided
1	4655 41	4655 42	02 U
1	4655 45	4655 46	02 U - Double sided
1	-	4655 47	02 U - 42 U

Pack	Cat.Nos	Cable runway lader
1	 4654 57	Cable runway lader - 1 mtr.

Pack	Cat.Nos	Earthing strip
1	4655 48	150mm - strip

Pack	Cat.Nos		Blank panel
1	Pastel Texture 4655 50	Black Texture 4655 49	Metal steel blank panel - 01 U
1	4655 52	4655 51	Metal steel blank panel - 02 U
1	4655 54	4655 53	Metal steel blank panel - 03 U

Certificates

UL & IK 08 certificate

CERTIFICATE OF COMPLIANCE

Certificate Number 20180314-E492557
Report Reference E492557-20180314
Issue Date 2018-MARCH-14

Issued to: NOVATEUR ELECTRICAL & DIGITAL SYSTEMS PVT LTD
 61/62, 6Th Floor, Kalpataru Square
 Kodivita Road
 Off Andheri- Kuria Road, Andheri (East)


This is to certify that representative samples of AUDIO/VIDEO, INFORMATION AND COMMUNICATION TECHNOLOGY EQUIPMENT CABINET, ENCLOSURE AND RACK SYSTEMS
 Rack, Models: Linkeo 19" freestanding cabinets Rack series, Intended for indoor use and offers highly rigid and stable structure in all steel construction with static loading capacity of upto 400 kg.

Have been investigated by UL in accordance with the Standard(s) indicated on this Certificate.

Standard(s) for Safety: UL 2416, Audio/Video, Information and Communication Technology Equipment Cabinet, Enclosure and Rack Systems
 CSA C22.2 No. 60950-1-07, Information Technology Equipment - Safety - Part 1: General Requirements

Additional Information: See the UL Online Certifications Directory at www.ul.com/database for additional information

Only those products bearing the UL Certification Mark should be considered as being covered by UL's Certification and Follow-Up Service.
 Look for the UL Certification Mark on the product.


 Bruce Mahrenholz, Director North American Certification Program
 UL LLC
Any information and documentation involving UL Mark services are provided on behalf of UL LLC (UL) or any authorized licensee of UL. For questions, please contact a local UL Customer Service Representative at <http://ul.com/customer-service>

Page 1 of 1

CERTIFICATE OF COMPLIANCE

Certificate Number 20170629-E492557
Report Reference E492557-20170629
Issue Date 2017-JUNE-29

Issued to: NOVATEUR ELECTRICAL & DIGITAL SYSTEMS PVT LTD
 61/62, 6Th Floor, Kalpataru Square
 Kodivita Road
 Off Andheri- Kuria Road, Andheri (East)
 Mumbai Mh 400059 INDIA

This is to certify that representative samples of AUDIO/VIDEO, INFORMATION AND COMMUNICATION TECHNOLOGY EQUIPMENT CABINET, ENCLOSURE AND RACK SYSTEMS
 Rack, Models: Moducab series, Intended for indoor use and offers highly rigid and stable structure in all steel construction with static loading capacity of upto 1200 kg.


ProTek Wallmount Series, Intended for indoor use and offers highly rigid and stable structure in all steel construction with static loading capacity of upto 70 kg.

Have been investigated by UL in accordance with the Standard(s) indicated on this Certificate.


Standard(s) for Safety: UL 2416, Audio/Video, Information and Communication Technology Equipment Cabinet, Enclosure and Rack Systems
 CAN/CSA C22.2 No. 60950-1-07, Information Technology Equipment - Safety - Part 1: General Requirements

Additional Information: See the UL Online Certifications Directory at www.ul.com/database for additional information

Only those products bearing the UL Certification Mark should be considered as being covered by UL's Certification and Follow-Up Service.
 Look for the UL Certification Mark on the product.



 Bruce Mahrenholz, Director North American Certification Program
 UL LLC
Any information and documentation involving UL Mark services are provided on behalf of UL LLC (UL) or any authorized licensee of UL. For questions, please contact a local UL Customer Service Representative at <http://ul.com/customer-service>

Page 1 of 1



ELCA LABORATORIES
Trust Built Up Over 40 Years Of Service To Industry

UNIT - II, W-361, TTC INDUSTRIAL AREA, MIDC, RAJALE, NAVI MUMBAI - 400 701, INDIA.
 PH : 91 (22) 2769 3483 TELEFAX : 91 (22) 2769 3492
 E-MAIL : rajale@elcalabs.com WEB : www.elcalabs.com



ANNEXTURE

Customer: Novateur Electrical & Digital System Pvt. Ltd
 Plot No. G-13/4, MIDC Area, Padghe Village, Taloja, Raigad Maharashtra-410208
 ELCA No.: E-1063
 Date: 23.03.2017
 Pages: 3

Customer Voucher No:000141 dated 11.03.2017

Description of the Product: Moducab Network Rack 27U x 600W x 1000D

Dimensions: 1347 x 600 x 1000 mm; **Model No.:** MN-27-6-10

The above sample has been tested and the results are as below.

HAMMER TEST (IK CODE)

Test Method: IEC 62262:2002
Test Date: - 21.03.2017

Equipment used:

Impact Test Apparatus: ENV 013 Digital Weighing Balance: MECH 017
 Steel Scale: ELCA ID no.: EL 029


Standard Specification: IEC 62262 Clause No. 4.2 Table 1 and IEC 60068-2-75 Table 1											
Characteristic group numerals of the IK code & their impact energy											
IK code	IK00	IK01	IK02	IK03	IK04	IK05	IK06	IK07	IK08	IK09	IK10
Impact Energy, J	*	0.14	0.2	0.35	0.5	0.7	1	2	5	10	20

* Not protected by this standard

Characteristics of striking elements						
Energy value, J	≤1	2	5	10	20	50
Equivalent mass ±2% kg.	0.25	0.5	1.7	5	5	10
Material	Polyamide	Steel	Steel	Steel	Steel	Steel


Page 1 of 3

UNIT - I, PLOT NO. A-444, ROAD NO. 37, RAM NAGAR, WAGLE ESTATE, THANE - 400 604, INDIA.
 PH : 91 (22) 2582 4499, 2047 FAX : 91 (22) 2582 5394 E-MAIL : info@elcalabs.com WEB : www.elcalabs.com (Terms & Conditions Overleaf)
 Format: ELG25, 101TRF-3



ELCA LABORATORIES
Trust Built Up Over 40 Years Of Service To Industry

UNIT - II, W-361, TTC INDUSTRIAL AREA, MIDC, RAJALE, NAVI MUMBAI - 400 701, INDIA.
 PH : 91 (22) 2769 3483 TELEFAX : 91 (22) 2769 3492
 E-MAIL : rajale@elcalabs.com



ANNEXTURE

Customer: Novateur Electrical & Digital System Pvt. Ltd
 Plot No. G-13/4, MIDC Area, Padghe Village, Taloja, Raigad Maharashtra-410208
 ELCA No.: E-1090
 Date: 23.04.2017
 Pages: 3

Customer Voucher No:000148 dated 18.04.2017

Description of the Product: ProTek wall mount rack 06U x 600W x 500D

Dimensions: 358(H) x 600(W) x 500(D) mm; **Model No.:** WFP-06-6-5-2FP-PT

The above sample has been tested and the results are as below.

HAMMER TEST (IK CODE)

Test Method: IEC 62262:2002
Test Date: - 20.04.2017

Equipment used:

Impact Test Apparatus: ENV 013 Digital Weighing Balance: MECH 017
 Steel Scale: ELCA ID no.: EL 029

Standard Specification: IEC 62262 Clause No. 4.2 Table 1 and IEC 60068-2-75 Table 1											
Characteristic group numerals of the IK code & their impact energy											
IK code	IK00	IK01	IK02	IK03	IK04	IK05	IK06	IK07	IK08	IK09	IK10
Impact Energy, J	*	0.14	0.2	0.35	0.5	0.7	1	2	5	10	20

* Not protected by this standard


Characteristics of striking elements						
Energy value, J	≤1	2	5	10	20	50
Equivalent mass ±2% kg.	0.25	0.5	1.7	5	5	10
Material	Polyamide	Steel	Steel	Steel	Steel	Steel

Page 1 of 3

UNIT - I, PLOT NO. A-444, ROAD NO. 37, RAM NAGAR, WAGLE ESTATE, THANE - 400 604, INDIA.
 PH : 91 (22) 2582 4499, 2047 FAX : 91 (22) 2582 5394 E-MAIL : info@elcalabs.com WEB : www.elcalabs.com (Terms & Conditions Overleaf)
 Format: ELG25, 101TRF-2


Certificates

IP 20 certificate



ELCA LABORATORIES
Trust Built Up Over 40 Years Of Service To Industry
AN ISO/IEC 17025 ACCREDITED MATERIAL TESTING LAB

UNIT - II, W.361, TTC INDUSTRIAL AREA, MIDC, RABALE, NAVI MUMBAI - 400 701, INDIA.
PH : 91 (22) 2769 3483 TELEFAX : 91 (22) 2769 3492
E-MAIL : rabale@elcalabs.com



LAB ACCREDITED BY NABL
CHEM / 796 & MECH / 7297
ELECT / 2293

Test Report
for Ingress Protection (IP20) Test carried out on
PROTEK WALL MOUNT RACK

Customer:
Novateur Electrical & Digital System Pvt. Ltd.
Plot No. G-13/4, MIDC Area,
Padghe Village, Talaja,
Raigad, Maharashtra-410208

Test Report No: E-1090
Description of the Product: ProTek wall mount rack 06G x 600W x 500D
Dimensions: 358(H) x 600(W) x 500(D) mm
Model No.: WFP-06-6-5-2FP-PT
Drawing No.: 21002032 Sheet 1 of 1 dated 22.03.17

Test witnessed by: Mr. Sayeed Shaikh Assistant Manager (R & D) of M/s. Novateur Electrical & Digital Systems Pvt. Ltd.

Date: 23rd April 2017

For ELCA LABORATORIES

Authorised Signatory
Kartik Iyer/Shriram Raichur
C.E.O./Dy. Technical Manager

Page 1 of 5

1. Tests marked as * are not covered under the scope of NABL Accreditation presently. 2. This report relates only to the sample (s) submitted and tested. 3. Report shall not be reproduced, except in full, without prior written permission of ELCA LABORATORIES. 4. Any correction to report without authorization invalidates report. 5. The details documented in the "Sample Description" are as provided by the customer in their challan/letter/Test Request. 6. Sample(s) are submitted by the customer and not drawn by ELCA LABORATORIES. (Other Terms & Conditions Overlaid) Format : EU25.10TRF-2



ELCA LABORATORIES
Trust Built Up Over 40 Years Of Service To Industry
AN ISO/IEC 17025 ACCREDITED MATERIAL TESTING LAB

UNIT - II, W.361, TTC INDUSTRIAL AREA, MIDC, RABALE, NAVI MUMBAI - 400 701, INDIA.
PH : 91 (22) 2769 3483 TELEFAX : 91 (22) 2769 3492
E-MAIL : rabale@elcalabs.com



LAB ACCREDITED BY NABL
CHEM / 796 & MECH / 7297
ELECT / 2293

Test Report
for Ingress Protection (IP20) Test carried out on

Customer:
Novateur Electrical & Digital System Pvt. Ltd.
Plot No. G-13/4, MIDC Area,
Padghe Village, Talaja,
Raigad, Maharashtra-410208

Test Report No: E-1063
Description of the Product: Moducab Network Rack 27U x 600W x 1000D
Dimensions: 1347 x 600 x 1000 mm
Model No.: MN-27-6-10
Drawing No.: 21002027 Sheet 1 of 1 dated 22.03.17

Test witnessed by: Mr. Sayeed Shaikh Assistant Manager (R & D) of M/s. Novateur Electrical & Digital Systems Pvt. Ltd.

Date: 23rd March 2017


For ELCA LABORATORIES

Authorised Signatory
Shriram Raichur/Harshala Mawale
Dy. Technical Manager/Senior engineer

Page 1 of 6


UNIT - I, PLOT NO. A-444, ROAD NO. 37, RAM NAGAR, WAGLE ESTATE, THANE - 400 604, INDIA.
PH : 91 (22) 2582 4499, 2047 FAX : 91 (22) 2581 3341 E-MAIL : info@elcalabs.com

(Terms & Conditions Overlaid) Format : EU25.10TRF-2



ELCA LABORATORIES
Trust Built Up Over 40 Years Of Service To Industry
AN ISO/IEC 17025 ACCREDITED MATERIAL TESTING LAB

UNIT - II, W.361, TTC INDUSTRIAL AREA, MIDC, RABALE, NAVI MUMBAI - 400 701, INDIA.
PH : 91 (22) 2769 3483 TELEFAX : 91 (22) 2769 3492
E-MAIL : rabale@elcalabs.com



LAB ACCREDITED BY NABL
CHEM / 796 & MECH / 7297
ELECT / 2293

Test Report
for Ingress Protection (IP20) Test carried out on
PROTEK FLOOR STAND RACK

Customer:
Novateur Electrical & Digital System Pvt. Ltd.
Plot No. G-13/4, MIDC Area,
Padghe Village, Talaja,
Raigad, Maharashtra-410208

Test Report No: E-1091
Description of the Product: ProTek Floor Stand Rack 27U x 600W x 600D
Dimensions: 1327(H) x 600(W) x 600(D) mm
Model No.: PFP-27-6-6-2FP-PT
Drawing No.: 21002031 Sheet 1 of 1 dated 22.03.17

Test witnessed by: Mr. Sayeed Shaikh Assistant Manager (R & D) of M/s. Novateur Electrical & Digital Systems Pvt. Ltd.


Date: 23rd April 2017

For ELCA LABORATORIES

Authorised Signatory
Kartik Iyer/Shriram Raichur
C.E.O./Dy. Technical Manager


Page 1 of 5

1. Tests marked as * are not covered under the scope of NABL Accreditation presently. 2. This report relates only to the sample (s) submitted and tested. 3. Report shall not be reproduced, except in full, without prior written permission of ELCA LABORATORIES. 4. Any correction to report without authorization invalidates report. 5. The details documented in the "Sample Description" are as provided by the customer in their challan/letter/Test Request. 6. Sample(s) are submitted by the customer and not drawn by ELCA LABORATORIES. (Other Terms & Conditions Overlaid) Format : EU25.10TRF-2



ELCA LABORATORIES
Trust Built Up Over 40 Years Of Service To Industry
AN ISO/IEC 17025 ACCREDITED MATERIAL TESTING LAB

UNIT - II, W.361, TTC INDUSTRIAL AREA, MIDC, RABALE, NAVI MUMBAI - 400 701, INDIA.
PH : 91 (22) 2769 3483 TELEFAX : 91 (22) 2769 3492
E-MAIL : rabale@elcalabs.com



LAB ACCREDITED BY NABL
CHEM / 796 & MECH / 7297
ELECT / 2293

ANNEXTURE

Customer:
Novateur Electrical & Digital System Pvt. Ltd.
Plot No. G-13/4, MIDC Area, Padghe Village,
Talaja, Raigad Maharashtra-410208

ELCA No.: E-1091
Date: 23.04.2017
Pages: 3

Customer Voucher No: 000148 dated 18.04.2017

Description of the Product: ProTek Floor Stand Rack 27U x 600W x 600D
Dimensions: 1327(H) x 600(W) x 600(D) mm; **Model No.:** PFP-27-6-6-2FP-PT

The above sample has been tested and the results are as below.

HAMMER TEST (IK CODE)

Test Method: IEC 62262-2:2002
Test Date: - 20.04.2017

Equipment used:

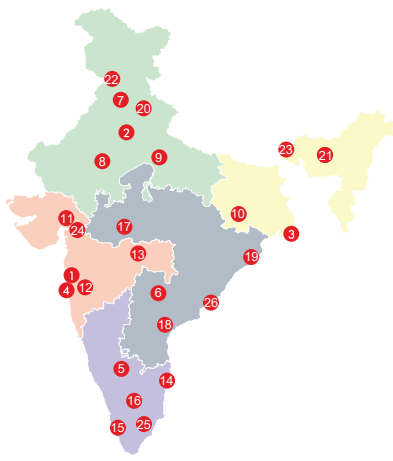
Impact Test Apparatus: ENV 013 Digital Weighing Balance: MECH 017
 Steel Scale: ELCA ID no.: EL 029

Standard Specification: IEC 62262 Clause No. 4.2 Table 1 and IEC 60068-2-75 Table 1											
Characteristic group numerals of the IK code & their impact energy											
IK code	IK00	IK01	IK02	IK03	IK04	IK05	IK06	IK07	IK08	IK09	IK10
Impact Energy, J	*	0.14	0.2	0.35	0.5	0.7	1	2	5	10	20
* Not protected by this standard											

Characteristics of striking elements						
Energy value, J	≤1 ±10%	2 ±5%	5 ±5%	10 ±5%	20 ±5%	50 ±5%
Equivalent mass ±2% kg.	0.25	0.5	1.7	5	5	10
Material	Polyamide	Steel	Steel	Steel	Steel	Steel

Page 1 of 4

1. Tests marked as * are not covered under the scope of NABL Accreditation presently. 2. This report relates only to the sample (s) submitted and tested. 3. Report shall not be reproduced, except in full, without prior written permission of ELCA LABORATORIES. 4. Any correction to report without authorization invalidates report. 5. The details documented in the "Sample Description" are as provided by the customer in their challan/letter/Test Request. 6. Sample(s) are submitted by the customer and not drawn by ELCA LABORATORIES. (Other Terms & Conditions Overlaid) Format : EU25.10TRF-2



Head offices

- 61 & 62, 6th Floor,
Kalpataru Square, Kondivita Road,
Off Andheri-Kurla Road, Andheri (E),
MUMBAI – 400 059.
Tel : (022) 3041 6200
Fax : (022) 3041 6201
Website : www.legrand.co.in

Regional sales offices

- A-25, Mohan Co-operative
Industrial Estate, Mathura Road,
NEW DELHI – 110 044.
Tel : (011) 3990 2200, 2699 0046,
(011) 2699 0028 / 29 / 30 / 31
Fax : (011) 2699 0047
- Bhakta Towers, 2nd & 3rd Floor,
Plot No. KB 22, Sector-III, Saltlake,
KOLKATA – 700 098.
Tel : (033) 4021 3535 / 36
Fax : (033) 4021 3537
- C/203, Corporate Avenue, Atul Projects,
Near Mirador Hotel, Chakala,
Andheri Ghatkopar Link Road,
Andheri – East, **MUMBAI** – 400 099.
Tel : (022) 3385 6200 / 62301000 **INNOVAL**
- Ferozes Manor,
Situating at 58 Hospital Road,
Shivaji Nagar,
BANGALORE – 560 001.
Tel : (080) 6822 0000 **INNOVAL**
- 205-208, 2nd Floor, Block - II,
White House, Kundan Bagh,
Begumpet,
HYDER ABAD – 500 016.
Tel : (040) 2341 4398 / 67, 4567 1717
Fax : (040) 4567 1730
- Unit 203, 2nd Floor, Tower- B,
Bestech Business Tower, Sector 66,
Mohali, **CHANDIGARH**-160066.
Telefax : (0141) 2208665, 666 **INNOVAL**
- 507-510, 5th Floor, Soni Paris Point,
Jai Singh Highway, Banipark,
JAIPUR- 302 016.
Tel / Fax : (0141) 220 8665 / 666
- 209-A, 2nd Floor, Cyber Heights,
Opp. Indira Gandhi Pratishthan,
Vibhuti Khand, Gomti Nagar
LUCKNOW- 226 010.
Tel : (522) 319 2031 / 32 / 33 **INNOVAL**
- 202 & 203, 2nd Floor, Sunrise,
Forum 100, Burdwan Compound, Lalpur,
RANCHI – 834 001.
Tel : (651) 660 5400
- A 101-102, Mondeal Heights,
Besides Novotel Hotel, Sarkhej
Gandhinagar Highway (S G Highway),
AHMEDABAD – 380 015.
Tel : (079) 6134 0555 **INNOVAL**
- 402, Swastik Chambers,
Near Ashwamegh Marriage Hall,
Behind HP Petrol Pump,
Off Karve Road, Erandwane,
PUNE – 411 004.
Tel : (020) 6729 5601 / 602
Fax : (020) 6729 5604
- Plot No.95, II Floor, Shreyash Heights,
VIP Road, Ramdaspath,
NAGPUR – 440 010.
Tel : (0712) 662 7857 / 858
Fax : (0712) 662 7859
- 10 B, (10th Floor), Prestige Center Court
Office Block Vijaya Forum Mall, #183,
N.S.K. Salai, Vadapalani
CHENNAI – 600 026.
Tel : (044) 6612 2800 / 2362 3125 / 35 / 45
Fax : (044) 2362 3165 **INNOVAL**
- J. B. Manjoran Estate,
Door No 50/1107A9, 3rd Floor,
Bye Pass Junction, Edappally,
COCHIN – 682 024.
Tel : (0484) 280 1921 / 2921, 658 0921
Fax : (0484) 280 1921 / 2921 **INNOVAL**
- B-5, 1st Floor, Thirumalai Towers,
723, Avanashi Road,
COIMBATORE – 641 018.
Tel : (0422) 222 3634 / 0283
Fax : (0422) 222 3164 **INNOVAL**
- 204-205, Megapolis Square,
579, M G Road,
INDORE – 452 001.
Tel : (0731) 4999 891 / 892

- MF-2, Datta's Lords House,
Jammi Chettu Street, Mogalrajapuram,
VIJAYAWADA – 520 010.
Tel : (0866) 248 2393/6393/5393
- Plot No. 359, Saheed Nagar,
2nd Floor,
BHUBANESWAR – 751 007.
Tel : (0674) 254 0623
- Unit - 1 & 2, Vijay Park,
Main Chakrata Road,
DEHRADUN- 248 001.
Uttarakhand.
Tel : (0135) 661 6100 **INNOVAL**
- House No. 97, Ground Floor,
Rajgarh Main Road,
Opp. City Heart Nursing Home,
GUWAHATI – 781 007.
Tel : (0361) 245 8498

Area offices

- Cabin No. 9, Second Floor,
Madhok Trade Centre,
Madhok Complex, Ferozpur Road,
LUDHIANA – 141 001.
Tel : (0161) 277 0301 / 2 / 3 / 4
- 94, Udhm Singh Sarani,
Ground Floor, Ashrampara,
SILIGURI – 734 001.
Tel : (0353) 264 1067
- 405, City Centre, Sosyo Circle,
Udhana Magdalla Road,
SURAT – 395 002.
Tel : (0261) 263 3861
- Aparna Towers, 1st Floor, 2/3,
Bypass Road,
MADURAI – 625 010.
Telefax : (0452) 230 8414
- 43-9-205, Near srikanya theatre
3rd floor, Plot No 10, Subbalaskhmi
Nagar, Allipuram Ward,
Dondapar thy Area,
VISHAKAPATHANAM - 530 016.
Tel : (0891) 663 5652 / 663 9363 **INNOVAL**

Technical assistance from Legrand

Telephonic technical assistance for selection of products, technical information, guidance, wiring diagrams and estimation is now made available to you at each Regional Office. Contact the Technical Officer of Legrand at the following telephone numbers

- New Delhi** : Tel.: (011) 2699 0028, 3990 2200
Kolkata : Tel.: (033) 4021 3535 / 36
Mumbai : Tel.: (022) 3385 6200
Chennai : Tel.: (044) 3024 7200
Hyderabad : Tel.: (040) 2341 4398 / 67, 4567 1717

For other places, contact the nearest
Regional / Branch / Area offices

customer.care@legrand.co.in



LIVE THE ADVANTAGE