




Crompton

Fans Catalogue - 2018

Coming home to Crompton fans...



“In our endless quest to provide a fan for every need and purpose. We present to you our latest collection.”



The carvings will take your breath away..

*Crafted with elegance to match
your decor*



The carvings will take your breath away..






Brass



Silver

JUPITER

-  Magnificent Carvings for a royal décor
-  Decorative lampshades to Enhance Beauty
-  Convenience Pull Cord for Speed and light Control




Sweep (mm)	Power Inputs (Watts)	Speed (RPM)	Air Delivery (CMM)
1200	75	300	210



Magnificent look that mesmerizes



URANUS

-  Magnificent Carvings for a royal décor
-  Decorative lampshades to Enhance Beauty
-  Convenience Pull Cord for Speed and light Control

Sweep (mm)	Power Inputs (Watts)	Speed (RPM)	Air Delivery (CMM)
1200	72	320	200



Ivory




Black Chrome



Timeless beauty with royal decor



NEBULA

-  Magnificent Carvings for a royal décor
-  Decorative lampshades to Enhance Beauty
-  Convenience Pull Cord for Speed and light Control

Sweep (mm)	Power Inputs (Watts)	Speed (RPM)	Air Delivery (CMM)
1200	72	320	200



Antique Brass

Crompton



Modern aesthetics perfectly enhances the interiors

TRITON PRIME

- Unique & Modern Aesthetics
- Unique painted & Electroplated combination to Enhance Beauty

Sweep (mm)	Power Inputs (Watts)	Speed (RPM)	Air Delivery (CMM)
1200	70	350	210



Brass



Copper



Steel



Chrome






Chic metallic finish

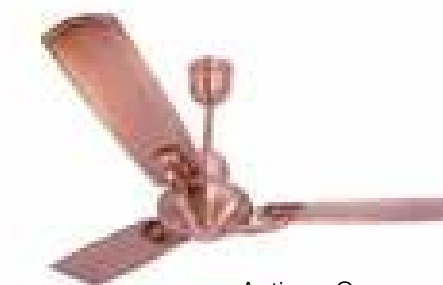


TRITON ELECTROPLATED



-  Contemporary designed to complement modern decor
-  Metallic finish for superior aesthetics
-  Aerodynamically designed blades for high speed and air delivery
Also Available in Brushed Steel

Sweep (mm)	Power Inputs (Watts)	Speed (RPM)	Air Delivery (CMM)
1200	70	350	210



Antique Copper



Antique Brass



Slim and trendy look

Crompton



Royal White



Victorian Gold

IMPERIAL

- Encased motor for smooth finish
- Contrasting colour trims to enhance aesthetics

Sweep (mm)	Power Inputs (Watts)	Speed (RPM)	Air Delivery (CMM)
1200	71	380	230



Leaf shaped trims

FLYLEAF

- Decortive Leaf Shaped trims
- High Speed


Sweep (mm)	Power Inputs (Watts)	Speed (RPM)	Air Delivery (CMM)
1200	72	390	218



Ember




Silver White



Masterpiece for your Lifestyle



Crompton



Maroon Matt



Olive Green



Cool Gray



Roast Brown

SENOPRIME



- Aesthetically superior deco trims
- Innovative Designer Fan Blade
- Available in Stunning Color Combinations
- High Speed

Sweep (mm)	Power Inputs (Watts)	Speed (RPM)	Air Delivery (CMM)
1200	75	370	225
900	60	420	160



Intelligent ceiling fan

Crompton



- Temperature changes
- Fan adjusts speed automatically
- Enhance your comfort & convenience

- Intelligent speed control sensors for greater comfort and ease
- Any-direction remote for smooth operations
- Radio frequency remote that is totally safe for children
- Harness for extra safety and protection

- Ergonomically designed remote hand set
- Soft and night glow buttons for easy use in darkness

AVANCER E-SENSE

INDIA'S 1ST TEMPERATURE-SENSING SMART CEILING FAN

Sweep (mm)	Power Inputs (Watts)	Speed (RPM)	Air Delivery (CMM)
1200	77	370	230



Bakers Brown



Silver White



Onyx Black

INDIA'S 1ST ANTI-DUST FAN



Comparative Test



Cleaner fan due to less dust deposition



Easy to clean with just a single swipe



Stain-free sparkling new look with every clean

- Attracts 50% less dust than regular fans*
- Hassle-free cleaning
- New look with every clean
- Stain-free

*Under test conditions

Crompton



CHOOSE FROM VARIOUS COLOURS




AVANCER PRIME

*Also Available in non antidust

Sweep (mm)	Power Inputs (Watts)	Speed (RPM)	Air Delivery (CMM)
900	56	420	155
1050	68	390	195
1200	77	370	230



Winter Glow



Indigo Blue



Conch Cream



Silky Silver



Coffee Brown



Bakers Brown



Mica Matt




Antique Beige



Cherry Silver



Cocoa Gold



Lagoon Blue



Roast Brown



Lilac Matt

Crompton

CHOOSE FROM VARIOUS COLOURS



AURA PRIME

➔ Also Available in Antique Beige, Lagoon Blue, Lavender Silver, Lilac Matt, Mica Matt, Sparkle Silver, Titanium Effect
*Also Available in non antidust

Sweep (mm)	Power Inputs (Watts)	Speed (RPM)	Air Delivery (CMM)
600	65	875	120
900	62	410	155
1050	65	360	190
1200	74	380	230
1400	84	285	270



Titanium Effect



Butterscotch



Husky Gold




Melange Beige




Dusky Brown



Onyx



Himalaya Grey



Lilac Gloss



Chicory




Birkent Effect



DIGNITA

• Unique Dual Tone Deco Trims



Roseberry



Snow Onyx




Caramel



JURA ANTIDUST

• Matt Satin Finish



Conch Cream

Sweep (mm)	Power Inputs (Watts)	Speed (RPM)	Air Delivery (CMM)
1200	77	370	225

Sweep (mm)	Power Inputs (Watts)	Speed (RPM)	Air Delivery (CMM)
1200	74	380	230



Stylish design with superior performance



SPLITZ

NEW ARRIVAL



- Exotic Blade Trims & Body Ring

Sweep (mm)	Power Inputs (Watts)	Speed (RPM)	Air Delivery (CMM)
1200	77	370	225



Maroon Ivory



Golden Brown



Silver White

Crompton



AVAMOUR



- Attractive Decor and Colors

Sweep (mm)	Power Inputs (Watts)	Speed (RPM)	Air Delivery (CMM)
1200	77	370	220




Lusture Gold



Bakers Brown



Silver White



Apple Green



DEC' AIR



- Decorative gold trims
- Stylish canopies
- 4 blades

Sweep (mm)	Power Inputs (Watts)	Speed (RPM)	Air Delivery (CMM)
1200	85	280	230



Ivory



Brown

Crompton



HIGH SPEED DECORA

- Ornamental design with gold finish shanks on motor & blades
- Gold ring on canopies

Sweep (mm)	Power Inputs (Watts)	Speed (RPM)	Air Delivery (CMM)
1200	70	370	230
1400	80	280	270



Ivory



Ruby



White

AURA




- Contemporary design to compliment modern decor
- Broad and aerodynamically designed blades for high air delivery

* Also Available in Harvest Green & New Beige

Sweep (mm)	Power Inputs (Watts)	Speed (RPM)	Air Delivery (CMM)
600	65	875	120
900	62	410	155
1050	65	360	190
1200	74	380	230
1400	84	285	270

Ruby, Sandstone and Sindhuri colour are available in 1200mm sweep only



Brown



Ivory



New White



Ruby Wood

Crompton



JURA

- 600 mm and 900 mm sweeps are available only in Pearl Silver White and Bakers Brown colours
- 1050 mm sweep is available only in Pearl Silver White, Bakers Brown and Opal White colours
- 1400 mm sweep is available only in Bakers Brown and Mehndi colours

Sweep (mm)	Power Inputs (Watts)	Speed (RPM)	Air Delivery (CMM)
600	65	875	120
900	62	410	155
1050	65	360	190
1200	74	380	230
1400	84	285	270



Bakers Brown



Opal White



Pearl Ivory



Pearl White



HS DECORA SCION



- Dual Deco trims on the shank & canopy
- Available in two Different Colour Combinations

Sweep (mm)	Power Inputs (Watts)	Speed (RPM)	Air Delivery (CMM)
900	60	390	155
1200	74	370	230
1400	80	280	270



Opal White



Bakers Brown



Sparkle Silver



CALIBER HI SPEED METALLIC



- Elegant designed blades for high speed and air delivery
- Available in glittering metallic colour combination for enhance decor

Sweep (mm)	Power Inputs (Watts)	Speed (RPM)	Air Delivery (CMM)
1200	70	370	230



Glitter Gold



Bakers Brown



Sparkle Silver



HS CRYPTO

NEW ARRIVAL



- Unique Motif's on the Blades
- Excellent & Long Lasting Paint Finish

Sweep (mm)	Power Inputs (Watts)	Speed (RPM)	Air Delivery (CMM)
1200	70	370	230



Luster Brown

Crompton



RIVIERA STYLE



High Air Delivery

- Contemporary design to compliment modern decor
- Broad and aerodynamically desinged blades for high air delivery

Sweep (mm)	Power Inputs (Watts)	Speed (RPM)	Air Delivery (CMM)
1200	72	380	230




Bianco



Brown



Opal White



HIGH SPEED



- Unique gold line on motor

Sweep (mm)	Power Inputs (Watts)	Speed (RPM)	Air Delivery (CMM)
600	64	900	120
900	60	390	155
1050	66	370	195
1200	70	370	230
1400	80	280	270

*Sandstone, Ruby and Sinduri colours are available in 1200mm sweep only

RIVIERA



- Simplicity in motor design
- Standard model with good performance

Sweep (mm)	Power Inputs (Watts)	Speed (RPM)	Air Delivery (CMM)
900	60	390	155
1050	66	370	195
1200	72	380	230
1400	85	270	260



Ivory



Luster Brown



Opal White

SMART BREEZE (HIGH SPEED)



* Also Available in Matt Brown

Sweep (mm)	Power Inputs (Watts)	Speed (RPM)	Air Delivery (CMM)
1200	70	380	210

Endless Options...



SUPER BRIZ DECO



- Decorative trims on Motors and Blades
- Double Ball Bearing

Sweep (mm)	Power Inputs (Watts)	Speed (RPM)	Air Delivery (CMM)
900	60	420	140
1200	70	400	210
1400	80	300	245



Brown



Smoked Brown

Crompton



BRIZAIR DECO



Long Lasting

- Double Ball Bearing

Sweep (mm)	Power Inputs (Watts)	Speed (RPM)	Air Delivery (CMM)
1200	75	380	205



Ivory



Brown



Opal White



COOL BREEZE DECO



Long Lasting

- Double Ball Bearing
- Long lasting performance

Sweep (mm)	Power Inputs (Watts)	Speed (RPM)	Air Delivery (CMM)
1200	75	380	210



Ivory



Brown



Opal White



ARIYA BRIZ



Long Lasting

- Double Ball Bearing

Sweep (mm)	Power Inputs (Watts)	Speed (RPM)	Air Delivery (CMM)
1200	68	380	210

Crompton



Luster Brown




Opal White



Brown



Ivory



BRIZ AIR



- Double Ball Bearing

Sweep (mm)	Power Inputs (Watts)	Speed (RPM)	Air Delivery (CMM)
600	62	850	115
900	60	415	145
1050	68	370	180
1200	75	380	205
1400	75	290	245


*1400 mm sweep is available only in opal white colour



Ivory



Luster Brown



Opal White



COOL BREEZE



- Double Ball Bearing

Sweep (mm)	Power Inputs (Watts)	Speed (RPM)	Air Delivery (CMM)
600	55	60	110
900	65	460	135
1050	70	420	165
1200	75	380	210
1400	82	290	245

*900 mm sweep is available only in opal white and Luster Brown colour only



Ivory



Luster Brown



Opal White



NEO BREEZE DECO



- Double Ball Bearing
- * Also Available : Brown, Ivory

Sweep (mm)	Power Inputs (Watts)	Speed (RPM)	Air Delivery (CMM)
1200	75	380	205



SEA BREEZE



- Double Ball Bearing

Sweep (mm)	Power Inputs (Watts)	Speed (RPM)	Air Delivery (CMM)
1200	70	380	200





Ivory



Luster Brown



Opal White

SEA WIND



- Double Ball Bearing

Sweep (mm)	Power Inputs (Watts)	Speed (RPM)	Air Delivery (CMM)
1200	70	380	200



HILL BRIZ



- Double Ball Bearing

* Also Available in Brown, Opal White

Sweep (mm)	Power Inputs (Watts)	Speed (RPM)	Air Delivery (CMM)
1200	75	370	205



Ivory



NEO BREEZE



Long Lasting

- Double Ball Bearing

* Also Available in Ivory

Sweep (mm)	Power Inputs (Watts)	Speed (RPM)	Air Delivery (CMM)
1200	75	380	205



Opal White

Brown



APPROVED

WWPS

* Also Available in Opal White

Sweep (mm)	Power Inputs (Watts)	Speed (RPM)	Air Delivery (CMM)
1200	50	310	200



Luster Brown

WWHE

* Also Available in Opal White

Sweep (mm)	Power Inputs (Watts)	Speed (RPM)	Air Delivery (CMM)
1200	50	310	200
1400	60	290	245



Luster Brown

Crompton

AWARDED BEST ENERGY
SAVING FANS IN INDIA



Switch on to energy saving mode



HIGH SPEED PLUS



- Power saving fan
- Award Winner


Sweep (mm)	Power Inputs (Watts)	Speed (RPM)	Air Delivery (CMM)
1200	53	370	218



Ivory



Luster Brown



Opal White



AURA PLUS



- Power Saving Fan
- National Energy Conservation Award for Energy efficient fan from BEE

Sweep (mm)	Power Inputs (Watts)	Speed (RPM)	Air Delivery (CMM)
1200	53	380	218



Ivory



New White



White



Ivory

HS DECOR PLUS



- Power Saving Fan
- National Energy Conservation Award for Energy efficient fan from BEE

Sweep (mm)	Power Inputs (Watts)	Speed (RPM)	Air Delivery (CMM)
1200	53	370	218



ASSET 50



- Power saving fan

Sweep (mm)	Power Inputs (Watts)	Speed (RPM)	Air Delivery (CMM)
1200	50	370	215



Opal White



EMPOWER 50



- Power Saving Fan
- National Energy Conservation Award for Energy efficient fan from BEE

Sweep (mm)	Power Inputs (Watts)	Speed (RPM)	Air Delivery (CMM)
1200	50	370	210



Opal White



ENTRUST 50



- Power Saving Fan
- National Energy Conservation Award for Energy efficient fan from BEE

* Also Available in Brown, Bianco

Sweep (mm)	Power Inputs (Watts)	Speed (RPM)	Air Delivery (CMM)
1200	50	370	215



Opal White



Table

Pedestal

Wall

HI SPEED

- High Speed fan
- Elegant looks
- Wide Oscillation with control

* Also Available : Azure Blue

Sweep (mm)	Power Inputs (Watts)	Speed (RPM)	Air Delivery (CMM)
400	105	2100	85



KDK White

Crimson Red

i FLO



Silent Operation

- Sturdy Base
- Smooth Oscillation
- Long lasting motor

* Also Available in Turquoise, Rose Gold, Wine Red, Azure Blue

Sweep (mm)	Power Inputs (Watts)	Speed (RPM)	Air Delivery (CMM)
400	55	1360	77



KDK White

SDX BLACK GOLD

- Black metal stand & guard, golden colour metal blades

Sweep (mm)	Power Inputs (Watts)	Speed (RPM)	Air Delivery (CMM)
400	54	1360	77



BLACK Gold

WINDMILL

- Unique Windmill like Blade for hi performance
- Thermal Overload Protection for Long Lasting Motor

*Also available in wall mount

Sweep (mm)	Power Inputs (Watts)	Speed (RPM)	Air Delivery (CMM)
400	54	1360	77



Chorme Black

HIGH FLO EVA

- Elegant looks
- Wide Oscillation with control

Sweep (mm)	Power Inputs (Watts)	Speed (RPM)	Air Delivery (CMM)
400	50	1300	60




White

HIFLO LG

- Plastic Body and base
- Round Base with sturdy look
- Aesthetically suited for modern households

Sweep (mm)	Power Inputs (Watts)	Speed (RPM)	Air Delivery (CMM)
400	50	1300	60



Light Grey

HIFLO DIAMOND

- A sleek sophisticated plastic table fan with latest cutting edge technology and 3 smart speed control panel

* Also Available : Turquoise, Rose Gold

Sweep (mm)	Power Inputs (Watts)	Speed (RPM)	Air Delivery (CMM)
400	50	1300	60



Matt Grey

RIVIERA SUPERFEEL

- Super silent, Super feel effect with dynamically balanced blade
- Elegant look of plastic body with large base for stability

Sweep (mm)	Power Inputs (Watts)	Speed (RPM)	Air Delivery (CMM)
400	50	1330	90



Opal White

SSTORM2

- Thermal protection for long lasting motor
- Royale Finish
- Smooth Oscillation

Sweep (mm)	Power Inputs (Watts)	Speed (RPM)	Air Delivery (CMM)
450	90	1350	100

- High Air Delivery
- Chrome Plated Guard
- Silent Operation
- Neck Indexing



Silver Black

HI SPEED



- Elegant looks
- Wide Oscillation with control

* Also Available in Azure Blue

Sweep (mm)	Power Inputs (Watts)	Speed (RPM)	Air Delivery (CMM)
400	105	2100	85



KDK White

Crimson Red

Crompton

SDX BLACK GOLD

- Metallic sturdy construction, thermal overload protection for long lasting motor
- Royal Colour

Sweep (mm)	Power Inputs (Watts)	Speed (RPM)	Air Delivery (CMM)
400	54	1360	77



Black Gold

WINDMILL

- Metallic Sturdy Construction
- Thermal Overload Protection for Long Lasting Motor
- Elegant Colour

Sweep (mm)	Power Inputs (Watts)	Speed (RPM)	Air Delivery (CMM)
400	55	1360	77




Chrome Black

HI FLO AVEIA

- Remote controlled pedestal fan in metallic black colour option of manual control available
- Three modes of operations (Normal, Natural, Sleep) for added convenience
- Corrosion resistant powder coated guards

Sweep (mm)	Power Inputs (Watts)	Speed (RPM)	Air Delivery (CMM)
400	55	1300	60




Steel Grey

HI FLO ESTER

- Remote controlled pedestal fan in metallic black colour option of manual control available
- Three modes of operations (Normal, Natural, Sleep) for added convenience
- Corrosion resistant powder coated guards

Sweep (mm)	Power Inputs (Watts)	Speed (RPM)	Air Delivery (CMM)
400	55	1300	60



Steel Grey

i FLO

- Sturdy base
- Smooth Oscillation
- Long lasting motor

* Also Available in Wine Red

Sweep (mm)	Power Inputs (Watts)	Speed (RPM)	Air Delivery (CMM)
400	55	1360	77



KDK White

HIFLO LG 16"



Silent Operation

- PP Blade, low noise operation
- Thermal overload protection for long lasting motor
- Smooth Oscillation
- Elegant aesthetic

Sweep (mm)	Power Inputs (Watts)	Speed (RPM)	Air Delivery (CMM)
400	105	2100	85



Light Grey

Crompton

HIFLO DIAMOND

- A sleek sophisticated plastic table fan with latest cutting edge technology and 3 smart speed control panel

* Also Available in Turquoise, Rose Gold and Matt Grey

Sweep (mm)	Power Inputs (Watts)	Speed (RPM)	Air Delivery (CMM)
400	50	1300	60



White

HIFLO WAVE

- PP blade low noise operation
- Thermal Overload Protection for Long Lasting Motor
- Smooth Oscillation, Elegant Aesthetic

Sweep (mm)	Power Inputs (Watts)	Speed (RPM)	Air Delivery (CMM)
400	50	1300	60



White



Opal White

RIVIERA SUPER FEEL



- Super Silent, super feel effect with dynamically balanced blade
- Elegant look of plastic body with large base for stability

Sweep (mm)	Power Inputs (Watts)	Speed (RPM)	Air Delivery (CMM)
400	70	1330	90

WIND FLO (Hi-Speed)

- High Speed Fan
- Elegant Looks
- Wide oscillation with control

*Also Available in White,Grey

Sweep (mm)	Power Inputs (Watts)	Speed (RPM)	Air Delivery (CMM)
400	110	1900	85



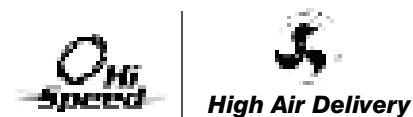
Blue

FIZZAIR HI SPEED

- Elegant looks
- Wide oscillation with control

*Also Available in Coffee Gold

Sweep (mm)	Power Inputs (Watts)	Speed (RPM)	Air Delivery (CMM)
400	105	2100	85




Opal White

HIGH FLO PRIME

- Large Base for stability
- Thermal overload protector

Power Inputs (Watts)	Current	Speed (RPM)	Air Delivery (CMM)
55	0.250A	1330	65m ³ /min



Black

White

Red

WINDSTAR FARRATA

- Sturdy Iron cast base
- Aluminium blades

Sweep (mm)	Power Inputs (Watts)	Speed (RPM)	Air Delivery (CMM)
500	160	1330	6800



White-Grey

SSTORM2

- Hi Air Delivery with Low noise operation
- Thermal protection for long lasting motor
- Royal Finish
- Smooth Oscillation

Sweep (mm)	Power Inputs (Watts)	Speed (RPM)	Air Delivery (CMM)
450	90	1350	100

- High Air Delivery
- Chrome Plated Guard
- Silent Operation
- Neck Indexing




Black Silver

HI SPEED

- Elegant looks
- Wide Oscillation with control

* Also Available in Azure Blue

Sweep (mm)	Power Inputs (Watts)	Speed (RPM)	Air Delivery (CMM)
400	105	2100	85




KDK White

Crimpsion Red

SDX BLACK GOLD

- Metallic sturdy construction, thermal overload protection for long lasting motor
- Royal Colour

Sweep (mm)	Power Inputs (Watts)	Speed (RPM)	Air Delivery (CMM)
400	54	1360	77



Black Gold

i FLO



- PP Blade, low noise operation
- Thermal overload protection for long lasting motor
- Smooth Oscillation

* Also Available in Wine Red, Azure Blue

Sweep (mm)	Power Inputs (Watts)	Speed (RPM)	Air Delivery (CMM)
400	105	2100	85



KDK White

HIGH FLO CRESSIDA



- Remote control wall mounted fan
- 3 modes of operations (normal, natural, sleep) for added convenience
- Corrosion resistant powder coated guards

Sweep (mm)	Power Inputs (Watts)	Speed (RPM)	Air Delivery (CMM)
400	50	1300	65



White

HIFLO LG 18"



- PP blade low noise operation
- Smooth Oscillation
- Thermal overload protection for long lasting Motor
- Elegant aesthetic

Sweep (mm)	Power Inputs (Watts)	Speed (RPM)	Air Delivery (CMM)
450	60	1200	75



Light Grey

HIFLO LG 16"



- PP blade low noise operation
- Smooth oscillation
- Thermal overload protection for long lasting Motor
- Elegant aesthetic

* Also Available in Blue, White

Sweep (mm)	Power Inputs (Watts)	Speed (RPM)	Air Delivery (CMM)
400	50	1300	60



Light Grey

WIND FLO (Hi-Speed)



- Elegant Looks
- Wide Oscillation with control

* Also Available in White, Grey

Sweep (mm)	Power Inputs (Watts)	Speed (RPM)	Air Delivery (CMM)
300	80	2100	52
400	110	1900	85



Blue

HIFLO WAVE



Silent Operation

- PP blade low noise operation
- Smooth oscillation
- Thermal overload protection for long lasting Motor
- Elegant aesthetic

Sweep (mm)	Power Inputs (Watts)	Speed (RPM)	Air Delivery (CMM)
400	50	1300	60



White

FIZZAIR (Hi-Speed)



High Air Delivery



Silent Operation

- Elegant looks
- Wide oscillation with control

Sweep (mm)	Power Inputs (Watts)	Speed (RPM)	Air Delivery (CMM)
300	80	2100	52
400	105	2100	85




White

HIFLO DIAMOND

- A sleek sophisticated plastic table fan with latest cutting edge technology and 3 smart speed control panel

* Also Available in Turquoise, Rose Gold

Sweep (mm)	Power Inputs (Watts)	Speed (RPM)	Air Delivery (CMM)
400	50	1300	60




Matt Grey

RIVIERA SUPER FEEL

- Super Silent, super feel effect with dynamically balanced blade
- Elegant look of plastic body with large base for stability

Sweep (mm)	Power Inputs (Watts)	Speed (RPM)	Air Delivery (CMM)
400	70	1330	90



Opal White

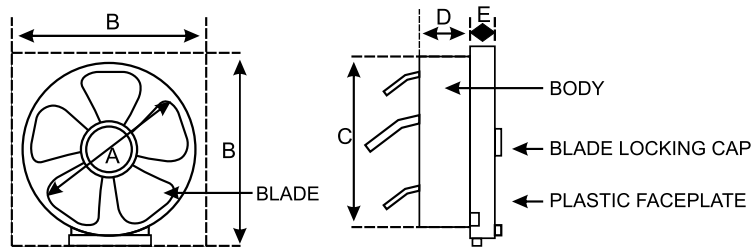


Exhaust Fans

VENTILUS

- Automatic Shutter for dust protection
- Powerful air suction for odourless clean air delivery


Sweep (mm)	Power Inputs (Watts)	Speed (RPM)	Air Delivery (CMM)
150	25	1300	275
200	30	1300	450



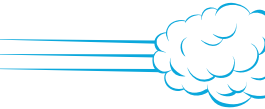
Model	Sweep	A	B	C	D	E
VENTILUS	150mm (6")	150	240	175	80	50
VENTILUS	200mm (8")	200	300	240	90	45



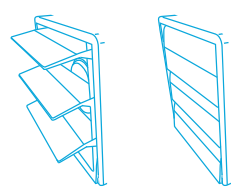
Aerodynamic blades for faster speed



Powerful air suction for odourless and clean air



Automatic dust protection shutters for hassle-free hygiene

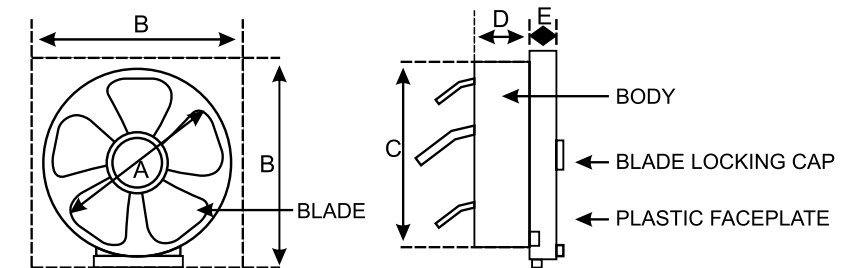


Light and rust proof body for durability




BRISK AIR

Sweep (mm)	Power Inputs (Watts)	Speed (RPM)	Air Delivery (CMM)
150	25	1300	275
200	30	1300	450
250	40	1250	720




Model	Sweep	A	B	C	D	E
BRISK AIR	150mm (6")	150	240	172	90	50
BRISK AIR	200mm (8")	200	300	240	80	40
BRISK AIR	250mm (10")	250	350	290	80	48



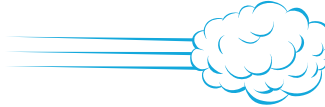
Crompton



Aerodynamic blades for faster speed



Powerful air suction for odourless and clean air



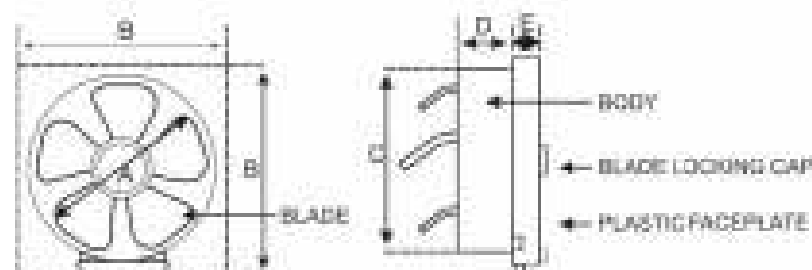
Light and rust proof body for durability




BRISK AIR HS




Sweep (mm)	Power Inputs (Watts)	Speed (RPM)	Air Delivery (CMM)
150	40	2470	350
200	50	2370	460



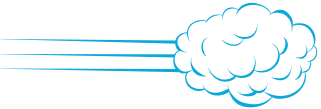
Model	Sweep	A	B	C	D	E
BRISK AIR HS	150mm (6")	235x235	190	183	138	14
BRISK AIR HS	200mm (8")	292x292	248	230	139	13



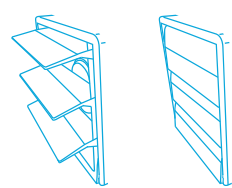
Aerodynamic blades for faster speed



Powerful air suction for odourless and clean air



Automatic dust protection shutters for hassle-free hygiene



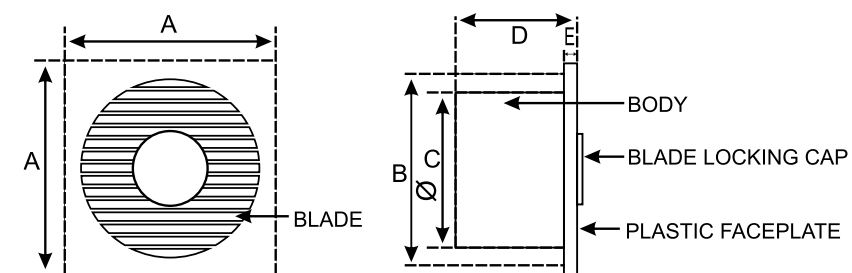
Light and rust proof body for durability



AXIAL AIR




Sweep (mm)	Power Inputs (Watts)	Speed (RPM)	Air Delivery (CMM)
100	12	2400	140
150	20	1750	275



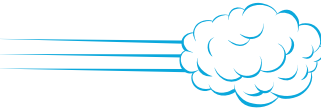
Model	Sweep	A	B	C	D	E
AXIAL AIR	100mm (46")	129x129	100	0108	85	11
AXIAL AIR	200mm (8")	177x177	145	0146	95	12



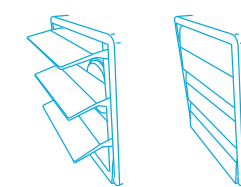
Aerodynamic blades for faster speed



Powerful air suction for odourless and clean air



Automatic dust protection shutters for hassle-free hygiene



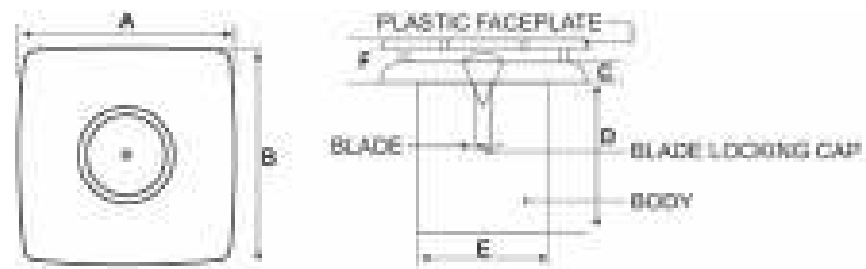
Light and rust proof body for durability



Crompton

MOUNT AIR


Sweep (mm)	Power Inputs (Watts)	Speed (RPM)	Air Delivery (CMM)
100	11	2500	120
150	20	1500	200




Model	Sweep	A	B	C	D	E	F
MOUNT AIR	100mm (4")	150	150	13	88	0110	25
MOUNT AIR	150mm (6")	200	200	16	112	0148	30



Aerodynamic blades for faster speed



Powerful air suction for odorless and clean air



Can also be mounted on glass panel



Light and rust proof body for durability



Crompton



TRANSAIR/ TRANSAIR REVERSIBLE

- With the flick of a switch one can opt for exhaust mode or fresh air mode in Transair Reversible
- Bird screen for protection against bird & foreign matter.
- Reversible type available in 225mm & 300mm size only

Sweep (mm)	Power Inputs (Watts)	Speed (RPM)	Air Delivery (CMM)
150	50	2000	320
225	45	1400	720
300	70	1380	1600



Grey

Transair Reversible is available in 225mm & 300mm Sweep only



Smoke Grey

FLUX AIR

- For specific market
- A sleek and stylish domestic exhaust fan available in 3 sizes
- Sturdy Metal body with Metal blades, corrosion resistant coating on blade and body
- Plastic bird screen for protection from birds and foreign matter

Sweep (mm)	Power Inputs (Watts)	Speed (RPM)	Air Delivery (CMM)
150	30	2600	400
225	31	1380	800
300	32	1350	1060

DRIFT AIR

- Sturdy Metal body with Metal blades
- Metal bird screen for protection from birds and foreign matter
- Available colour: Silver

Sweep (mm)	Power Inputs (Watts)	Speed (RPM)	Air Delivery (CMM)
150	42	2300	400
225	38	1370	800
300	50	1350	1160



Silver



DRIFT AIR HS

Sweep (mm)	Power Inputs (Watts)	Speed (RPM)	Air Delivery (CMM)
225	55	2500	1300



Silver





Industrial Fans



AIR CIRCULATORS VORTEX SERIES


Crompton

VORTEX SERIES

450 mm	600 mm	750 mm
Pedestal	Pedestal	Pedestal
Wall	Wall	Wall



Pedestal



Wall

Special Features

- Aerodynamically designed blades for higher air delivery.
- Heavy duty motor with double ball bearing for Longer Life.
- Oscillation to 85° deg.
- Heavy Base for Greater Stability
- Improved guard Design
- Attractive aesthetic to suit your application.
- Increase in RPM from 1400 to 1440

Major Applications

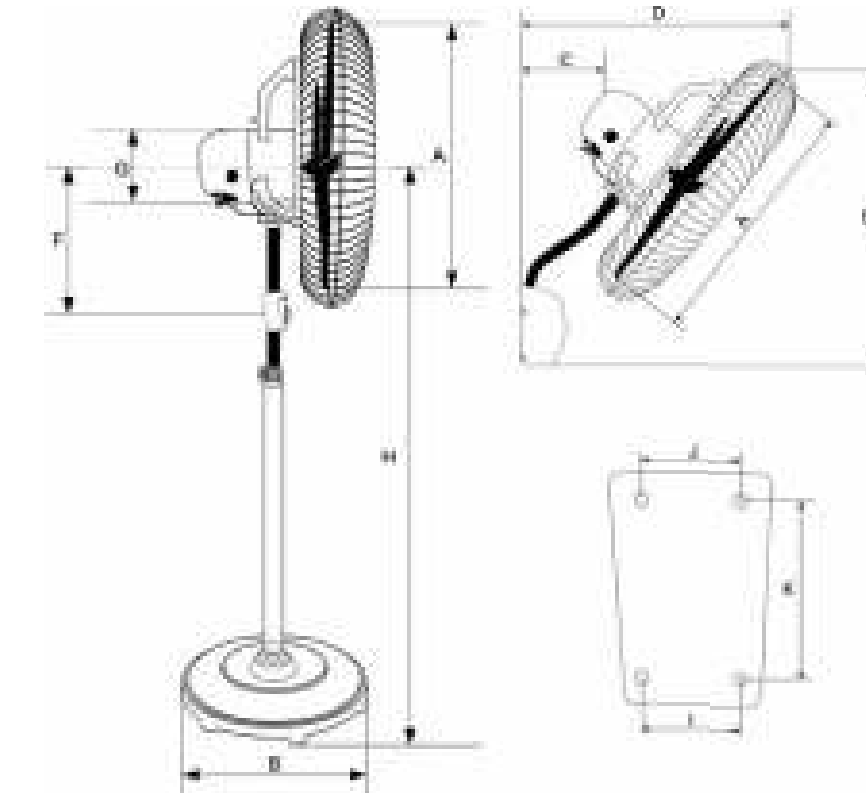
- Railway Stations
- Airports
- Heat Treatment
- Pandal Decorators
- Factories
- Public Places

Performance Guide

Product ID	Type	Sweep (mm)	Phase	Speed (rpm)	Capacitor (mfd)	Air Delivery (M3/H)	Current (amp)	Power Input (watts)	Noice Level (dba)	Adjustable height (M)
ACVORTEX18PF	Pedestal	450	Single	1440	3.15	7500	0.45	100	64	1.35 / 1.025
ACVORTEX18WM	Wall	450	Single	1440	3.15	7500	0.45	100	64	
ACVORTEX24PF	Pedestal	600	Single	1440	5	15000	0.95	200	68	1.75 / 1.325
ACVORTEX24WM	Wall	600	Single	1440	5	15000	0.95	200	68	
ACVORTEX30PF	Pedestal	750	Single	1440	5	22200	1.2	250	76	1.75 / 1.325
ACVORTEX30WM	Wall	750	Single	1440	5	22200	1.2	250	76	

- Rated Voltage 230v. 50Hz AC for single phase 415v. 50Hz for three Phase fans
- Built in Regulator Available only for 450mm sweep

Dimensional Specifications



Model	A	B	H		E		C		D		F	G	I	J	K
			Mini	Max	Mini	Max	Mini	Max	Mini	Max					
VORTEX 450 mm PF	450	450	1135	1200							350	164			
VORTEX 600 mm PF	600	515	1290	1600								164			
VORTEX 750 mm PF	750	515	1290	1600								164			
VORTEX 450 mm WF	450				760	800	70	120	380	450		164	85	115	190
VORTEX 600 mm WF	600				830	870	120	160	530	580		164	85	115	190
VORTEX 750 mm WF	750				1100	1200	120	160	530	580		164	85	115	190

COOLER KIT

- Strong High Performance motor
- Peak performance even at low voltages
- High quality electrical steel & copper wire for longer life

Sweep (mm)	Power Inputs (Watts)	Speed (RPM)	Air Delivery (CMM)
500	145	1370	3215

Specification of Submersible Pump

Model	Max Head	Power Input (in Watts)	Recommended Cooler Height	Discharge (Liters/hr)
(STD)	5.5 feet	12	3-3.5 feet	500



Features:

- Totally enclosed, continuously rated highly efficient heavy-duty motor with pressure die cast aluminium rotor mounted on two ball bearings.
- Aerodynamically contoured blades handle maximum air with minimum power consumption.
- Rigid frame with rubber mountings for silent operation.
- Epoxy powder coating with specially pretreated components for better resistance to corrosion.
- Degree of protection against dust & water entry is IP55

HEAVY DUTY EXHAUST FANS

Specifications								
Model Name	Impeller Diameter MM	Phase	Pole	Power Input (Watts)	Speed (RPM)	Air Delivery CMH	Current (AMP)	Noise Level dBA
EXHD300-4-1 (ISI)*	300	Single	4 Pole	90	1400	170	0.43	56
EXHD300-6-1 (ISI)	300	Single	6 Pole	55	950	1145	0.26	54
EXHD380-4-1 (ISI)	380	Single	4 Pole	150	1400	3250	0.72	63
EXHD380-4-3	380	Three	4 Pole	150	1400	3250	0.30	63
EXHD380-6-1	380	Single	6 Pole	100	950	2000	0.48	56
EXHD450-4-1 (ISI)*	450	Single	4 Pole	350	1400	6120	1.98	65
EXHD450-4-3	450	Three	4 Pole	350	1400	6120	0.94	65
EXHD450-6-1	450	Single	6 Pole	145	950	3900	0.70	63
EXHD600-6-1	600	Single	6 Pole	550	950	9400	2.65	65
EXHD600-6-3	600	Three	6 Pole	550	950	9400	1.27	65
EXHD900-8-3	900	Three	8 Pole	1200	700	25200	2.60	68

* Also available in IP65 rating for industries like Ceramic, Spice, Cement etc.

BUYERS GUIDE	
Sweep	Room Size
600mm {24"}	Small Shop. Cabin or Toilet
750mm {30"}	6 x 10 ft {60Sq ft}
900mm {36"}	7 x 10ft {70 Sq ft}
1050mm {42"}	10 x 10 ft { 100 Sq ft}
1200mm {48"}	12 x 13 ft {156 Sq ft}
1300mm {52"}	13 x 14 ft{182 Sq ft}
1400mm {56"}	14 x 16 ft {224 sq ft }

EASTERN REGION	NORTHERN REGION	SOUTHERN REGION	WESTERN REGION
<p>Kolkatta - 50,Chowringhee Road, 1st Floor, Rear Block, Kolkata 700071. Tel: (033)40514920/40514982.</p> <p>Bhubaneshwar - Janpath Tower, 3rd floor, Ashok Nagar, Unit II, Bhubaneshwar - 751009. Tel: (0674)2531429.</p> <p>Guwahati - C/O SKC Logistics Pvt Ltd, Near Car Ghar, G.S Road,Ganeshguri, Guwahati - 781005, ASSAM. Tel: 8811094992.</p> <p>Patna - House No.-9, Shri Sadan, 3rd floor, Patliputra Colony,Patliputra Golamber, opposite Ruban Hospital. Patna. Pin-800013. Tel: 9631879981.</p> <p>Ranchi - 3, West End Park, Kaju Bagan, Near Junior DAV School, P.O. Hehal, Ratu Road, Ranchi - 834005, Jharkhand. Tel. No. 7360066798.</p>	<p>Delhi / Faridabad / Ghaziabad - 3rd Floor, Express Building, 9-10, Bahadur Shah Zafar Marg, Near Ito Crossing, New Delhi-110002. Tel: (011) 23460700.</p> <p>Jaipur - Church Road, P.O.Box - 173, Jaipur - 302001. Tel: (0141)3018814</p> <p>Jalandhar - BXII - 407, 2nd Floor, Near BSF Chawk, Ladowali Road, Jalandhar -144001. Tel: (0181)5044240</p> <p>Lucknow - Saran Chambers II, 3rd Floor, Park Road, Lucknow - 226001. Tel: (0522) 3321565.</p>	<p>Chennai - 3,MGR,Salai (K.H.Road),Nungambakkam, Chennai- 600034. (044) 42247500/7600/7575.</p> <p>Bangalore - 3rd Floor, JP Square, #17, 3rd Cross, 5th Main, Chamarajpet, Bangalore - 560018. Tel: (080)41391908/1909.</p> <p>Coimbatore - SF-219, Annamalai Industrial Park, Kalapatti, Coimbatore - 641048. Tel: (0422)3193101/101.</p> <p>Cochin - 46/3386, Cochin House, Arkakadavu Road, Vennala P.O, Cochin -682028. Phone no: 0484-2803623.</p> <p>Madurai - 2,3 Mangayarkarasi College Road, Paravi, Madhurai - 625402. Tel:(0452)2667771.</p> <p>Secunderabad - No: 101 & 102, Babukhan Millennium Centre, Somajiguda, Hyderabad- 500082. Phone no: 040 40709999 .</p> <p>Vijayawada - No4 &5 Janaki Ramaiah Godwon ,Ganguru village,penamaluru Mandal, Vijayawda -521139.</p>	<p>Mumbai - 302,A- Wing, Business Square,Chakala, Andheri Kurla Road, Andheri(East), Mumbai- 400093.</p> <p>Ahmedabad - 405, Gala Argos, Nr Chirag Motors, Gujarat College road, Ellisbridge, Ahmeddabad- 380006.</p> <p>Indore - 409, Satguru Earinay, Opp C21 Mall, A B Road, Indore - 452010, Mob - 9111399928.</p> <p>Nagpur - Gokul Keshav Apartment, Plot No 3 , Block No FF1 & FF2, 2nd Floor, Khamla Main Road, Devnagar Square, Nagpur-440015.</p> <p>Pune - Office No-7, 4th Floor, Vega Center, Tower-A, Shankar Seth Road, Gultekdi, Swargate, Pune- 411037. Tel : 020-41318883</p> <p>Raipur -A 311, Crystal arcade, Near Lodhi Para Chowk, Shankar Nagar road, Raipur - 492007. Tel - 0771-4903405.</p>

Crompton Greaves Consumer Electrical Limited

Equinox Business Park, 1st Floor, Tower 3, LBS Marg, Kurla (W), Mumbai, 400070, Maharashtra, India

Plant: Plot No. 1, Goa IDC Industrial Estate, Bethora, Ponda, GOA 403409 Customer Care: 1800 419 0505 (Toll Free)

www.crompton.co.in





LET'S
HANGOUT
GHAR PE!

Crompton