

HENSEL

PASSION FOR POWER.

DK Cable junction boxes

The new Hensel Box

wide range of applications. ■ robust and solid. ■ flexible in use. ■



For more information see www.hensel-electric.in

ENYCASE®

HENSEL

GROUND- BREAKING SEAL.

- "Push it in and it's sealed" with IP 66 degree of protection
- Removable membrane for alternative cable entry via glands



The new Hensel box

More informationen at www.hensel-electric.in

ENYCASE®





The Hensel cable junction box: A success story!

Since its founding, Gustav Hensel GmbH and Co. KG has continuously met the challenges of the times! The invention of the first cable junction box made of thermoset plastics in 1931 revolutionised an entire generation's everyday work routine: A multitude of installation tasks could be solved in a most simple method. A convenience that has become indispensable by now and the start of an unprecedented success story.

The new Generation

We have raised the original to the next level of evolution, followed up on impulses from practical experience and rendered them in the form of new features in the ENYCASE cable junction boxes. They are the embodiment of our very own competency because our know-how flourishes particularly in demanding settings, under difficult conditions, in industry and trade.

The series of innovative and high-quality junction boxes made of state-of-the-art materials are manufactured by means of pioneering production procedures. Our products have made their case for many generations. It is our claim to always continue the development and optimise our original for you.





ENYCASE[®]



Various cable entry push-in and it's done



- cable entry via integrated elastic membranes in box walls for fast cable entry up to degree of protection IP 66

- alternatively, a cable gland can be set after removing the elastic membrane and extension ring

- cable entry through the bottom of the box via integrated elastic membrane

Modern terminal technology innovative and flexible



- more space for wiring
- different terminal positions
- box allows two terminals
- all terminals with 2 clamping units per pole
- every pole allows the connection of various conductor cross sections and conductor types



Lots of accessories perfectly included



- retaining strap prevents the lid from falling or losing

- external brackets for fastening are always included

- closes quickly by a quarter turn
- label template on the Internet at www.hensel-electric.in - download area





DK Cable junction boxes for normal environment and protected outdoor

Cable entry via integrated elastic membranes
or metric knockouts



With / without terminals for copper conductors

Design	Type
0.75 - 2.5 mm ²	DK 0202 G 93x93x62
	DK 0402 G 104x104x70
1.5 - 4 mm ²	DK 0404 G 104x104x70
	DK 0604 G 130x130x77
2.5 - 6 mm ²	DK 0606 G 130x130x77
	DK 1006 G 180x130x77
4 - 10 mm ²	DK 1010 G 180x130x77
	DK 1610 G 210x155x92
10 - 16 mm ²	DK 1616 G 210x155x92
10 - 25 mm ²	DK 2525 G 255x205x112
16 - 35 mm ²	DK 3535 G 295x225x122
16 - 50 mm ²	DK 5054 G 355x255x122
	DK 5055 G 355x255x122
without terminal	DK 0200 G 93x93x62
	DK 0400 G 104x104x70
	DK 0600 G 130x130x77
	DK 1000 G 180x130x77
	DK 1600 G 210x155x92
	DK 2500 G 255x205x112
	DK 3500 G 295x225x122
	DK 5000 G 355x255x122

With main line branch terminals for copper conductors

Design	Type
6 - 25 mm ²	DK 2524 S 255x205x112
6 - 25 mm ²	DK 3525 S 295x225x122
6 - 35 mm ²	DK 3534 S 295x225x122
6 - 35 mm ²	DK 5035 S 355x255x122

With terminals for aluminium and copper conductors

Design	Type
1.5 - 2.5 mm ²	DK 0402 A 104x104x70
1.5 - 4 mm ²	DK 0604 A 130x130x77
6 - 16 mm ²	DK 2516 A 255x205x112
1.5 - 50 mm ²	DK 3550 A 295x225x122
1.5 - 50 mm ²	KF 5050 A 355x255x122

For safety lighting circuits

Design	Type
without terminal	DK 0200 R 93x93x62
0.75 - 2,5 mm ²	DK 0202 R 93x93x62
	DK 0402 R 104x104x70
without terminal	DK 0400 R 104x104x70
1.5 - 4 mm ²	DK 0404 R 104x104x70
	DK 0604 R 130x130x77

With terminal blocks for aluminium and copper conductors

Design	Type
0.75 - 2.5 mm ² 3 terminal blocks	RK 0203 T 93x93x62
0.75 - 2.5 mm ² 5 terminal blocks	RK 0205 T 93x93x62
0.75 - 2.5 mm ² 7 terminal blocks	RK 0207 T 93x93x62
0.75 - 4 mm ² 5 terminal blocks	RK 0405 T 104x104x70
0.75 - 4 mm ² 10 terminal blocks	RK 0610 T 130x130x77
0.75 - 4 mm ² 12 terminal blocks	RK 0612 T 130x130x77
0.75 - 4 mm ² 14 terminal blocks	RK 0614 T 130x130x77
0.75 - 4 mm ² 19 terminal blocks	RK 1019 T 180x130x77
0.75 - 4 mm ² 24 terminal blocks	RK 1024 T 180x130x77

System features

- Cable entry via integrated elastic membranes up to IP 66, alternatively, a cable gland can be used after removing the elastic membrane
- Multi-level knockouts for cable glands in different sizes
- Degree of protection: IP 66
- Material: polypropylene or polycarbonate
- Burning behaviour: glow wire test according to IEC 60695-2-11: 750 °C, flame-retardant, self-extinguishing
- Colour: grey, RAL 7035



KF Cable junction boxes
"weatherproof",
for outdoor installation
Cable entry via metric knockouts



"Weatherproof", for outdoor installation

Design	Type	
0.75 - 2.5 mm ²	KF 0202 G 93x93x62	
	KF 0402 G 104x104x70	
1.5-4 mm ²	KF 0404 G 104x104x70	
	KF 0604 G 130x130x77	
2.5-6 mm ²	KF 0606 G 130x130x77	
	KF 1006 G 180x130x77	
4-10 mm ²	KF 1010 G 180x130x77	
	KF 1610 G 210x155x92	
6-16 mm ²	KF 1616 G 210x155x92	
10-25 mm ²	KF 2525 G 255x205x112	
16-35 mm ²	KF 3535 G 295x225x122	
16-50 mm ²	KF 5050 G 355x255x122	
without terminal	KF 0200 G 93x93x62	
	KF 0400 G 104x104x70	
	KF 0600 G 130x130x77	
	KF 1000 G 180x130x77	
	KF 1600 G 210x155x92	
	KF 2500 G 255x205x112	
	KF 3500 G 295x225x122	
	KF 5000 G 355x255x122	
	0.75-2.5 mm ²	KF 0202 B 93x93x62
		KF 0402 B 104x104x70
1.5-4 mm ²	KF 0404 B 104x104x70	
	KF 0604 B 130x130x77	
2.5-6 mm ²	KF 0606 B 130x130x77	
	KF 1006 B 180x130x77	
4-10 mm ²	KF 1010 B 180x130x77	
	KF 1610 B 210x155x92	
6-16 mm ²	KF 1616 B 210x155x92	
10-25 mm ²	KF 2525 B 255x205x112	
16-35 mm ²	KF 3535 B 295x225x122	
16-50 mm ²	KF 5050 B 355x255x122	

Design	Type	
without terminal	KF 0200 B 93x93x62	
	KF 0400 B 104x104x70	
	KF 0600 B 130x130x77	
	KF 1000 B 180x130x77	
	KF 1600 B 210x155x92	
	KF 2500 B 255x205x112	
	KF 3500 B 295x225x122	
	KF 5000 B 355x255x122	
	without knockouts	KF 0200 H 93x93x62
		KF 0400 H 104x104x70
KF 0600 H 130x130x77		
KF 1000 H 180x130x77		
KF 1600 H 210x155x92		
KF 2500 H 255x205x112		
KF 3500 H 295x225x122		
KF 5000 H 355x255x122		
without knockouts		KF 0200 C 93x93x62
		KF 0400 C 104x104x70
	KF 0600 C 130x130x77	
	KF 1000 C 180x130x77	
	KF 1600 C 210x155x92	
	KF 2500 C 255x205x112	
KF 3500 C 295x225x122		
KF 5000 C 355x255x122		

System features

- VDE approved, DNV GL - Certificate-No.: TAE00000EE, Russian Maritime Register of Shipping, Documentation-No. 250-A-1180-108795
- Degree of protection IP 66 / IP 67 / IP 69 with cable glands, temporary submersion up to 1 meter, max. 15 minutes
- Halogen-free: low toxicity, low fume development
- Weatherproof: UV resistant, rainproof, temperature resistant
- Material: PC-GFS polycarbonate
- Burning behaviour: glow wire test according to IEC 60695-2-11: 960 °C, flame-retardant, self-extinguishing
- Colour: grey, RAL 7035 or black, RAL 9011




WP Cable junction boxes
"waterproof",
for encapsulating
Cable entry via metric knockouts



"Waterproof", for encapsulating

Design	Type
0.75-2.5 mm ²	WP 0202 G 93x93x62
	WP 0402 G 104x104x70
1.5-4 mm ²	WP 0404 G 104x104x70
	WP 0604 G 130x130x77
2.5-6 mm ²	WP 0606 G 130x130x77
	WP 1006 G 180x130x77
4-10 mm ²	WP 1010 G 180x130x77
0.75-2.5 mm ²	WP 0202 B 93x93x62
	WP 0402 B 104x104x70
1.5-4 mm ²	WP 0404 B 104x104x70
	WP 0604 B 130x130x77
2.5-6 mm ²	WP 0606 B 130x130x77
	WP 1006 B 180x130x77
4-10 mm ²	WP 1010 B 180x130x77



System features

- Degree of protection IP 68, submersion up to 20 meter, 168 hours
- Sealing compound always fits to the product: The amount of sealing compound always fits to the product - never too much or too little material in the processing.
- Measurement and re-installation: The lid can be removed to measure electrical voltage. In case of re-installation the sealing compound can be removed easily.
- Material: PC-GFS polycarbonate
- Burning behaviour: glow wire test according to IEC 60695-2-11: 960 °C, flame-retardant, self-extinguishing
- Colour: grey, RAL 7035 or black, RAL 9011




FK Cable junction boxes
tested for intrinsic fire resistance
Cable entry via metric knockouts



Tested for insulation integrity PH120 and intrinsic fire resistance E30/E60/E90

	Design	Type
	1.5-2.5 mm ²	FK 0402 104x104x70
	1.5-4 mm ²	FK 0404 104x104x70
	1.5-6 mm ²	FK 0604 130x130x77
	1.5-6 mm ²	FK 0606 130x130x77
	1.5-10 mm ²	FK 1610 210x155x92
	1.5-16 mm ²	FK 1616 210x155x92
	1.5-6 mm ²	FK 1606 210x155x92
	1.5-2.5 mm ²	FK 1608 210x155x92



System features



- Intrinsic fire resistance E30-E90 according to DIN 4102 Part 12 (German standard) together with function-retaining cables
- Insulation integrity PH120 according to BS EN 50200 in combination with insulation retaining cables
- Included screw anchors, connecting terminal made from ceramic with resistance to high temperatures E30 - E90 and cable entries as standard

- Multi-level knockouts for cable glands in different sizes
- Material: PC-GFS polycarbonate
- Colour: orange RAL 2003



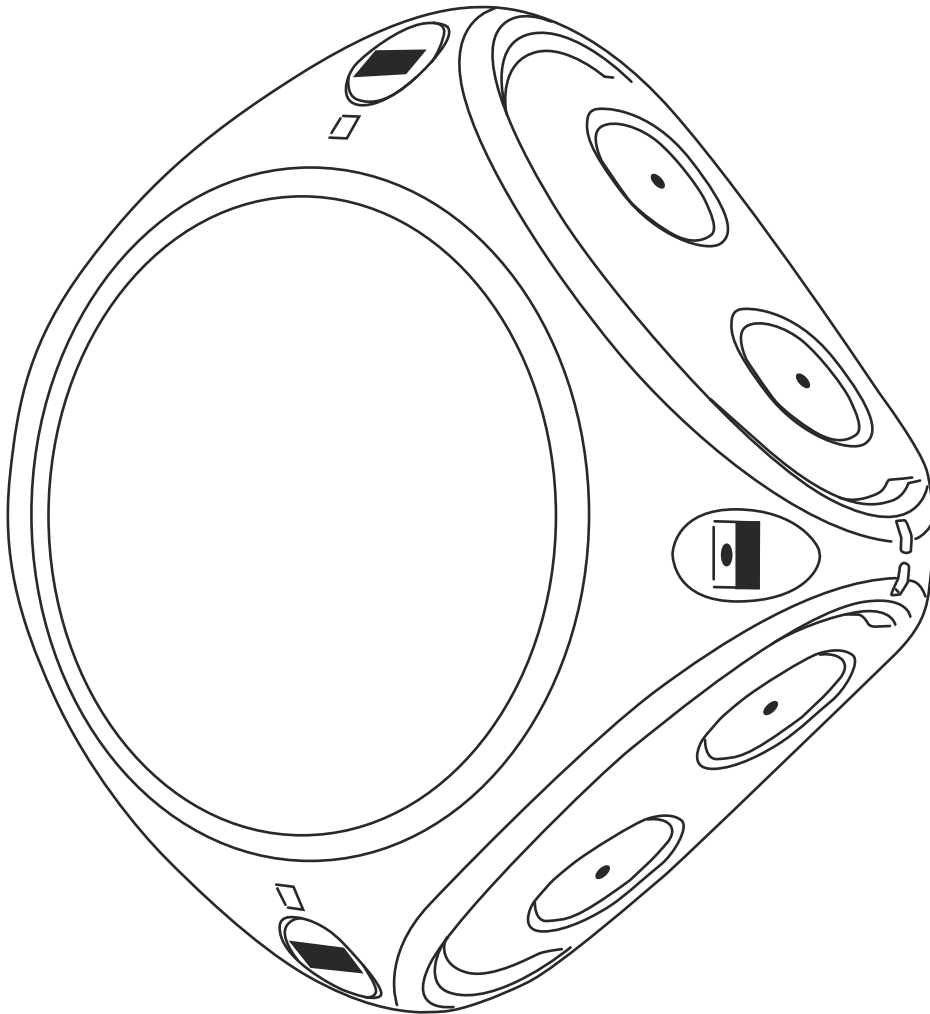


ENYCASE®

Perfect solutions
for every application



HENSEL



Hensel Electric India Pvt Ltd

Industrial Electrical Power Distribution Systems

35 Kunnam Village, Sunguvarchathram
Walajabad Road
Sriperumbudur - 631 604
Kanchipuram Dist., Tamil Nadu
INDIA

Phone: +91-44-6712 7700
Fax: +91-44-6712 7724
E-Mail: info@hensel-electric.in
www.hensel.in

09.2017

 made in **GERMANY**
since 1931