



Short form catalogue

Sub distribution Panel boards, distribution boards & consumer Units

Sub distribution

Panel boards, distribution boards & consumer units



Contents

Housemaster consumer units	4
Type A distribution boards	12
Type B distribution boards	14
Metering modules	18
Modular devices	19
ArTu panelboards	22

Housemaster - Consumer Units

Steel enclosures

Steel Enclosure to BS EN 61439-3

- Supplied factory fitted with switch disconnector and/or RCD, specification as table. Unit comes complete with shrouded busbar, earth and neutral bars and installation instructions.
- Colour RAL7035 Steel
- Adaptable split load versions.



HSSL8+8C

Way Combinations		Incomer		Split Load		Part No	Product Hierarchy 4300001 Order Code
		Isolator	RCD	Isolator	RCD		
4	-	100A	-	-	-	HSMS4C	1SKB106142C4001
7	-	100A	-	-	-	HSMS7C	1SKB109142C4001
11	-	100A	-	-	-	HSMS11C	1SKB113142C4001
16	-	100A	-	-	-	HSMS16C	1SKB118142C4001
20	-	100A	-	-	-	HSMS20C	1SKB122142C4001
4	-	-	80A/30mA	-	-	HSRC4C	1SKB106142C6001
7	-	-	100A/30mA	-	-	HSRC7C	1SKB109142C6001
11	-	-	100A/30mA	-	-	HSRC11C	1SKB113142C6001
16	-	-	100A/30mA	-	-	HSRC16C	1SKB118142C6001
20	-	-	100A/30mA	-	-	HSRC20C	1SKB122142C6001
4+4	3+5, 2+6	-	-	100A	80A/30mA	HSSL4+4C	1SKB113142C8001
6+6	4+8, 5+7	-	-	100A	80A/30mA	HSSL6+6C	1SKB118142C8001
8+8	7+9, 9+7	-	-	100A	80A/30mA	HSSL8+8C	1SKB122142C8001
4+4	-	100A	80A/30mA	-	63A/30mA	HSSE4186C	1SKB113142C8501
6+6	-	100A	80A/30mA	-	63A/30mA	HSSE6186C	1SKB118142C8501
8+8	-	100A	80A/30mA	-	63A/30mA	HSSE8186C	1SKB122142C8501

Dimensions

Part No	Height mm	Width mm	Depth mm
HSMS4C - HSRC4C	256	155	110
HSMS7C - HSRC7C		210	
HSMS11C - HSRC11C - HSSL4+4C - HSSE4186C		282	
HSMS16C - HSRC16C - HSSL6+6C - HSSE6186C		368	
HSMS20C - HSRC20C - HSSL8+8C - HSSE8186C		440	

Housemaster - Consumer Units

Outgoing MCBs & RCBOs



SH201

SH200 Series Type B&C - MCBs - 6kA Single Pole

Breaking Capacity kA	Rating Amps	Part No	Product Hierarchy 2400004	
			Type B Order Code	Type C Order Code
6kA	6	SH201•6	2CDSS211001R0065	2CDSS211001R0064
	10	SH201•10	2CDSS211001R0105	2CDSS211001R0104
	16	SH201•16	2CDSS211001R1165	2CDSS211001R0164
	20	SH201•20	2CDSS211001R0205	2CDSS211001R0204
	25	SH201•25	2CDSS211001R0255	2CDSS211001R0254
	32	SH201•32	2CDSS211001R0325	2CDSS211001R0324
	40	SH201•40	2CDSS211001R0405	2CDSS211001R0404
	50	SH201•50	2CDSS211001R0505	2CDSS211001R0504
	63	SH201•63	2CDSS211001R0635	2CDSS211001R0634

- Add tripping curve for B or C eg: S201B6

Type B - Suitable for small inrush or switching surges, heating loads and tungsten lighting

Type C - Suitable for moderate switching surges for sort duration. eg. discharge lamps.



DSE201-B6 AC30

DSE201 - Type AC RCBO single pole, solid neutral to BS EN 61009-22

Breaking Capacity kA	Rating Amps	Sensitivity	Product Hierarchy 2500001			
			Type B		Type C	
			Part No	Order Code	Part No	Order Code
6kA	6	30mA	DSE201-B6 AC30	2CSR25505R1065	DSE201-C6 AC30	2CSR25505R1064
	10	30mA	DSE201-B10 AC30	2CSR25505R1105	DSE201-C10 AC30	2CSR25505R1104
	16	30mA	DSE201-B16 AC300	2CSR25505R1165	DSE201-C16 AC30	2CSR25505R1164
	20	30mA	DSE201-B20 AC30	2CSR25505R1205	DSE201-C20 AC30	2CSR25505R1204
	25	30mA	DSE201-B25 AC300	2CSR25505R1255	DSE201-C25 AC30	2CSR25505R1254
	32	30mA	DSE201-B32 AC30	2CSR25505R1325	DSE201-C32 AC30	2CSR25505R1324
	40	30mA	-	-	DS271-C40/0.03	2CSR175092R1404

Type B - Suitable for small inrush or switching surges, heating loads and tungsten lighting

Type C - Suitable for moderate switching surges for sort duration. eg. discharge lamps.

Supplied with 800mm flying neutral and functional earth leads.

Accessories




Accessories

	Part No.	Order Code
MCB padlock adaptor 3mm hasp	SA1	GJF1101903R0001
MCB padlock adaptor 6mm hasp	SA1E	GJF1101903R0004
Padlock with 2 keys	SA2	GJF1101903R0002
Spare 19 Module Busbar	PS 1/19/30	2CDL210001R3019
Spare End Cap for 19 Module Busbar (LH & RH End Cap)	PS-END 0	2CDL200001R0004
Busbar Cover for 5 unused ways or split into individuals	SZ-BSK	2CDL200001R0011
12 module blank cover	SZ-BP1	GHL5301904R0001
1 module blank cover	SZ-BP2	GHS2701913R0002

Protecta - Overview

Type A & B distribution boards



For a complete distribution board you will need to select from the individual sections in the catalogue

Protecta

Type A distribution boards

Type A - SP&N Distribution Boards

- Constructed to BS-EN 61439-3. IP30 to BS-EN 60529. Finished in RAL7035
- Supplied without incomer, see incomer options page below
- Earth and neutral bars included
- Neutral link to incomer included
- Busbar rating 100A - 230v



Type A - SP&N Distribution Boards



Number of Outgoing Ways	Part No	Product Hierarchy 4200001 Order Code
4 way SP&N	ECS104C	1SKB106142C2001
7 way SP&N	ECS107C	1SKB109142C2001
11 way SP&N	ECS111C	1SKB113142C2001
16 way SP&N	ECS116C	1SKB118142C2001
20 way SP&N	ECS120C	1SKB122142C2001

ECS107C



Dimensions

Part No	Height mm	Width mm	Depth mm
ECS104C	255	155	110
ECS107C		210	
ECS111C		282	
ECS116C		368	
ECS120C		440	

E202/100r



F202 AC-63/0.03

Incomer Options

Description	Rating (A)	Sensitivity (mA)	Part No	Product Hierarchy 2500001 Order Code
RCCB	63A 2 pole	30	F202 AC-63/0.03	2CSF202001R1630
		300	F202 AC-63/0.3	2CSF202001R3630
	100A 2 pole	30	F202 AC-80/0.03	2CSF202001R1800
		30	F202 AC-100/0.03	2CSF202001R1900

Description	Rating (A)	Part No	Product Hierarchy 2700001 Order Code
Isolator	63A	E202/63R	2CDE282001R0063
	100A	E202/100R	2CDE282001R0100
	125A	E202/125R	2CDE282001R0125

Protecta - Type A Distribution Boards Outgoing MCBs

S200M Series Type B,C,D - MCBs - BS EN 60898 10kA



S201M

Breaking Capacity kA	Rating Amps	Part No	Product Hierarchy 2400004		
			Type B Order Code	Type C Order Code	Type D Order Code
10	6	S201M•6	2CDS271001R0065	2CDS271001R0064	2CDS271001R0061
	8	S201M•8	-	2CDS271001R0084	-
	10	S201M•10	2CDS271001R0105	2CDS271001R0104	2CDS271001R0101
	13	S201M•13	2CDS271001R0135	2CDS271001R0134	-
	16	S201M•16	2CDS271001R0165	2CDS271001R0164	2CDS271001R0161
	20	S201M•20	2CDS271001R0205	2CDS271001R0204	2CDS271001R0201
	25	S201M•25	2CDS271001R0255	2CDS271001R0254	2CDS271001R0251
	32	S201M•32	2CDS271001R0325	2CDS271001R0324	2CDS271001R0321
	40	S201M•40	2CDS271001R0405	2CDS271001R0404	2CDS271001R0401
	50	S201M•50	2CDS271001R0505	2CDS271001R0504	2CDS271001R0501
	63	S201M•63	2CDS271001R0635	2CDS271001R0634	2CDS271001R0631

- Add tripping curve for B or C eg: S201MB6

Type B - Suitable for small inrush or switching surges, heating loads and tungsten lighting

Type C - Suitable for moderate switching surges for short duration. eg. discharge lamps.

Accessories



SA1

Accessories	Part No.	Order Code
MCB padlock adaptor 3mm hasp	SA1	GJF1101903R0001
MCB padlock adaptor 6mm hasp	SA1E	GJF1101903R0004
Padlock with 2 keys	SA2	GJF1101903R0002
Spare 19 Module Busbar	PS 1/19/30	2CDL210001R3019
Spare End Cap for 19 Module Busbar (LH & RH End Cap)	PS-END 0	2CDL200001R0004
Busbar Cover for 5 unused ways or split into individuals	SZ-BSK	2CDL200001R0011
12 module blank cover	SZ-BP1	GHL5301904R0001
1 module blank cover	SZ-BP2	GHS2701913R0002



Protecta - Type B Distribution Boards


TP & N distribution boards

General Description

- Constructed to BS-EN 61439 part 1 & 3
- IP Ingress protection IP41
- Enclosure finished in RAL7035
- 4 - 24 TP&N ways
- Busbar rated 250A
- Fault level 35kA
- Voltage rating at 230/400v 50Hz
- Earth and neutral terminals included
- Integral door latch with key
- Reversible door
- Security Lock is also available (please ask)
- Incoming devices up to 250A mounted in the board



TP&N Distribution Boards



EPB25-312C

Outgoing Ways	Dimensions			Part No	Product Hierarchy 4200001 Order Code
	H	W	D		
4 way TP&N	502	400	125	EPB25-304C	1SKP804142C0059
6 way TP&N	560			EPB25-306C	1SKP806142C0059
8 way TP&N	610			EPB25-308C	1SKP808142C0059
12 way TP&N	718			EPB25-312C	1SKP812142C0059
16 way TP&N	830			EPB25-316C	1SKP816142C0059
20 way TP&N	1001			EPB25-320C	1SKP820142C0059
24 way TP&N	1140			EPB25-324C	1SKP824142C0059



EPB25-PA308C

TP&N Pan Assemblies (for panel mounting)

Outgoing Ways	Dimensions			Part No	Product Hierarchy 4200001 Order Code
	H	W	D		
4 way TP&N	375	270	60	EPB25-PA304C	1SKP804100C0051
6 way TP&N	429			EPB25-PA306C	1SKP806100C0051
8 way TP&N	483			EPB25-PA308C	1SKP808100C0051
12 way TP&N	591			EPB25-PA312C	1SKP812100C0051
16 way TP&N	699			EPB25-PA316C	1SKP816100C0051
20 way TP&N	874			EPB25-PA320C	1SKP820100C0051
24 way TP&N	1014			EPB25-PA324C	1SKP824100C0051

Protecta - Type B Distribution Boards

Split load TP & N distribution boards

General Description

- Constructed to BS-EN 61439 part 1 & 3
- IP Ingress protection IP41 BSEN60529
- Enclosure finished in RAL7035
- 4+4 - 24+24 TP&N ways
- Busbar rated 250A
- Incoming devices are included
- Voltage rating at 230/400v 50Hz
- Earth and neutral terminals included
- Integral door latch with key
- Reversible door
- Includes 2 meters MID approved B24
- Incoming devices 125A & 250A

A range of three phase MCB distribution boards which allows the option of metering in each section. This makes these units suitable for individual monitoring of the power and lighting circuits within an installation.



Split Load Type B TP&N Distribution Boards

Outgoing Ways	Dimensions			Incomer	Product Hierarchy 4200001 Order Code
	H	W	D		
4+4 way TP&N	902	800	125	125A	SL0404125B2
6+6 way TP&N	960				SL0606125B2
8+6 way TP&N	1010				SL0808125B2
12+12 way TP&N	1118				SL1212125B2
16+16 way TP&N	1230				SL1616125B2
20+20 way TP&N	1401				SL2020125B2
24+24 way TP&N	1540				SL2424125B2
4+4 way TP&N	902				800
6+6 way TP&N	960	SL0606250B2			
8+6 way TP&N	1010	SL0808250B2			
12+12 way TP&N	1118	SL1212250B2			
16+16 way TP&N	1230	SL1616250B2			
20+20 way TP&N	1401	SL2020250B2			
24+24 way TP&N	1540	SL2424250B2			

Protecta - Type B Distribution Boards

Incoming options



E203

Disconnectors

Description	Rating (A)	Part No	Product Hierarchy 2700001 Order Code
Switch Disconnector (no kit required)	100A 3 pole	E203/100r 50mm	2CDE283001R0100
	125A 3 pole	E203/125r 50mm	2CDE283001R0125
MCCB Disconnector	160A 3 pole	XT1D160 (70mm Cable)	1SDA068208R1
	250A 3 pole	XT3D250 (120mm Cable)	1SDA068210R1
Connection kits	160A	EPBKIT1-XT1C1	EPBKIT1-XT1C1
	250A	EPBKIT1-XT3C1	EPBKIT1-XT3C1



250A MCCB

MCCBs

Description	Rating (A)	Part No	Product Hierarchy 3000009 Order Code
MCCB 25kA*	160A	XTIC 160A	1SDA067399R1
MCCB 36kA**	250A	XT3N 250A	1SDA068059R1
Connection kits	160A	EPBKIT1-XT1C1*	EPBKIT1-T3C1
	250A	EPBKIT1-XT3C1**	EPBKIT1-XT3C1



F204AC

RCDS

Description	Rating (A)	(mA)	Part No	Product Hierarchy 2500001 Order Code
RCB	63A 4 pole	30	F204AC-63/0.03	2CSF204001R1630
		100	F204AC-63/0.1	2CSF204001R2630
		300	F204AC-63/0.3	2CSF204001R3630
	80A 4 pole	30	F204AC-80/0.03	2CSF204001R1800
		30	F204AC-100/0.03	2CSF204001R1900
		100	F204AC-100/0.1	2CSF204001R2900
RCB time delayed	100A 4 pole	300	F204ACS-100/0.3	2CSF204001R3900
Connection kit	-	-	EPBKIT2C	1SKA142000C1001

Connection Kits



Description	Part No	Product Hierarchy 4100001 Order Code
Coupling kit side by side	EPBKIT5	1SKA145000C0001
Spare 100A TP Isolator kit	EBKIT8C	1SKA148000C1001
250A Single phase kit	EPBKIT6C1-25	1SKA146000C5001
Single phase connection kit 125A	EPBKIT6C1	1SKA146000C3001
250A MCCB connection kit	EPBKIT1-XT1C1	EPBKIT1-XT1C1
70mm Cable connection kit	EPBKIT4C1	1SKA144000C3001
120mm Cable connection kit	EPBKIT3C1	1SKA143000C3001
Label kit for 24 way EPB board	EPBKIT0-7	1SKA140000C1008
Blank spare flange plate	EPBGP1UK	1SKA130002C0001

Accessories and Connection Kits

Description	Part No	Order Code
MCB padlock adaptor 3mm hasp	SA1	GJF1101903R0001
Padlock with 2 keys	SA2	GJF1101903R0002
Yellow insulated busbar cover (5s)	SZ-BSK	SZ-BSK
Replacement screws for inner door on DB (100)	1SKP011900MD0100	1SKP011900MD0100
Direct connection kit (35mm cable) 3 needed	SZ-ESK2	SZ-ESK2
Blank flange plates for extension boxes	EPBGB1UK	EPBGB1UK
Label kit for 24 way board	EPBKIT-7	EPBKIT-7
Busbar Cover for 5 unused ways or split into individuals	SZ-BSK	2CDL200001R0011
12 module blank cover	SZ-BP1	GHL5301904R0001
1 module blank cover	SZ-BP2	GHS2701913R0002

Protecta - Type B Distribution Boards Outgoing MCBs



S200M Series Type B - MCBs - BS EN 60898 10kA (BS EN60947-2 15kA)

Suitable for cable protection and small inrush or switching surges, heating loads and tungsten lighting

Type B		Product Hierarchy 2400004					
		Single Pole		Double Pole		Triple Pole	
Breaking Capacity kA	Rating Amps	Part No	Order Code	Part No	Order Code	Part No	Order Code
10kA	6	S201MB6	2CDS271001R0065	S202MB6	2CDS272001R0065	S203MB6	2CDS273001R0065
	10	S201MB10	2CDS271001R0105	S202MB10	2CDS272001R0105	S203MB10	2CDS273001R0105
	13	-	-	S202MB13	2CDS272001R0135	-	-
	16	S201MB16	2CDS271001R0165	S202MB16	2CDS272001R0165	S202MB16	2CDS272001R0165
	20	S201MB20	2CDS271001R0205	S202MB20	2CDS272001R0205	S202MB20	2CDS272001R0205
	25	S201MB25	2CDS271001R0255	S202MB25	2CDS272001R0255	S202MB25	2CDS272001R0255
	32	S201MB32	2CDS271001R0325	S202MB32	2CDS272001R0325	S202MB32	2CDS272001R0325
	40	S201MB40	2CDS271001R0405	S202MB40	2CDS272001R0405	S202MB40	2CDS272001R0405
	50	S201MB50	2CDS271001R0505	S202MB50	2CDS272001R0505	S202MB50	2CDS272001R0505
63	S201MB63	2CDS271001R0635	S202MB63	2CDS272001R0635	S202MB63	2CDS272001R0635	

S200M Series Type C - MCBs - BS EN 60898 10kA (BS EN60947-2 15kA)

Suitable for cable protection and moderate switching surges for short duration. eg. discharge lamps.

Type C		Single Pole		Double Pole		Triple Pole	
		Part No	Order Code	Part No	Order Code	Part No	Order Code
Breaking Capacity kA	Rating Amps	Part No	Order Code	Part No	Order Code	Part No	Order Code
10kA	0.5	S201MC0.5	2CDS271001R0984	S202MC0.5	2CDS272001R0984	-	-
	1	S201MC1	2CDS271001R0014	S202MC1	2CDS272001R0014	S203MC1	2CDS273001R0014
	2	S201MC2	2CDS271001R0024	S202MC2	2CDS272001R0024	S203MC2	2CDS273001R0024
	3	S201MC3	2CDS271001R0034	S202MC3	2CDS272001R0034	S203MC3	2CDS273001R0034
	4	S201MC4	2CDS271001R0044	-	-	S203MC4	2CDS273001R0044
	6	S201MC6	2CDS271001R0064	S202MC6	2CDS272001R0064	S203MC6	2CDS273001R0064
	8	S201MC8	2CDS271001R0084	S202MC8	2CDS272001R0084	-	-
	10	S201MC10	2CDS271001R0104	S202MC10	2CDS272001R0104	S203MC10	2CDS273001R0104
	13	S201MC13	2CDS271001R0134	-	-	S203MC13	2CDS273001R0134
	16	S201MC16	2CDS271001R0164	S202MC16	2CDS272001R0164	S203MC16	2CDS273001R0164
	20	S201MC20	2CDS271001R0204	S202MC20	2CDS272001R0204	S203MC20	2CDS273001R0204
	25	S201MC25	2CDS271001R0254	S202MC25	2CDS272001R0254	S203MC25	2CDS273001R0254
	32	S201MC32	2CDS271001R0324	S202MC32	2CDS272001R0324	S203MC32	2CDS273001R0324
	40	S201MC40	2CDS271001R0404	S202MC40	2CDS272001R0404	S203MC40	2CDS273001R0404
	50	S201MC50	2CDS271001R0504	S202MC50	2CDS272001R0504	S203MC50	2CDS273001R0504
	63	S201MC63	2CDS271001R0634	S202MC63	2CDS272001R0634	S203MC63	2CDS273001R0634

S200M Series Type D - MCBs - BS EN 60898 10kA (BS EN60947-2 15kA)

Suitable for protection of inductive loads. eg. transformers.

Type D		Single Pole		Double Pole		Triple Pole	
		Part No	Order Code	Part No	Order Code	Part No	Order Code
Breaking Capacity kA	Rating Amps	Part No	Order Code	Part No	Order Code	Part No	Order Code
10kA	1	S201M-D1	2CDS271001R0011	S202M-D1	2CDS272001R0011	S203M-D1	2CDS273001R0011
	2	S201M-D2	2CDS271001R0021	S202M-D2	2CDS272001R0021	S203M-D2	2CDS273001R0021
	3	S201M-D3	2CDS271001R0031	S202M-D3	2CDS272001R0031	S203M-D3	2CDS273001R0031
	4	S201M-D4	2CDS271001R0041	S202M-D4	2CDS272001R0041	S203M-D4	2CDS273001R0041
	6	S201M-D6	2CDS271001R0061	S202M-D6	2CDS272001R0061	S203M-D6	2CDS273001R0061
	8	S201M-D8	2CDS271001R0081	S202M-D8	2CDS272001R0081	S203M-D8	2CDS273001R0081
	10	S201M-D10	2CDS271001R0101	S202M-D10	2CDS272001R0101	S203M-D10	2CDS273001R0101
	13	S201M-D13	2CDS271001R0131	S202M-D13	2CDS272001R0131	S202M-D13	2CDS273001R0131
	16	S201M-D16	2CDS271001R0161	S202M-D16	2CDS272001R0161	S203M-D16	2CDS273001R0161
	20	S201M-D20	2CDS271001R0201	S202M-D20	2CDS272001R0201	S203M-D20	2CDS273001R0201
	25	S201M-D25	2CDS271001R0251	S202M-D25	2CDS272001R0251	S203M-D25	2CDS273001R0251
	32	S201M-D32	2CDS271001R0321	S202M-D32	2CDS272001R0321	S203M-D32	2CDS273001R0321
	40	S201M-D40	2CDS271001R0401	S202M-D40	2CDS272001R0401	S203M-D40	2CDS273001R0401
	50	S201M-D50	2CDS271001R0501	S202M-D50	2CDS272001R0501	S203M-D50	2CDS273001R0501
	63	S201M-D63	2CDS271001R0631	S202M-D63	2CDS272001R0631	S203M-D63	2CDS273001R0631

Protecta - Type B Distribution Boards Outgoing RCBOs



DS271-Type AC
RCBO single pole, solid
neutral to BS EN 61009-22

			Product Hierarchy 2500001			
			Type B		Type C	
Breaking Capacity kA	Rating Amps	Sensitivity	Part No	Order Code	Part No	Order Code
10kA	6	30mA	DS271AC-B6/0.03	2CSR175092R1065	DS271AC-C6/0.03	2CSR175092R1064
	10	30mA	DS271AC-B10/0.03	2CSR175092R1105	DS271AC-C10/0.03	2CSR175092R1104
	16	30mA	DS271AC-B16/0.03	2CSR175092R1165	DS271AC-C16/0.03	2CSR175092R1164
	20	30mA	DS271AC-B20/0.03	2CSR175092R1205	DS271AC-C20/0.03	2CSR175092R1204
	25	30mA	DS271AC-B25/0.03	2CSR175092R1255	DS271AC-C25/0.03	2CSR175092R1254
	32	30mA	DS271AC-B32/0.03	2CSR175092R1325	DS271AC-C32/0.03	2CSR175092R1324
	40	30mA	-	-	DS271AC-C40/0.03	2CSR175092R1404

Type B - Suitable for small inrush or switching surges, heating loads and tungsten lighting

Type C - Suitable for moderate switching surges for short duration. eg. discharge lamps.

Supplied with 800mm flying neutral and functional earth leads.

Metering modules, extension boxes



Meter Modules

Distribution Board 3 phase kWh meter module fitted with Type B24 meter multi function with pulsed output

- Extension box with CT's, wiring loom and MCB to pick up voltage.
- Can be mounted top or bottom of board.
- Modbus, maximum demand and M-bus version available



CT size	Max Cable Diameter (Through CT)	Dimensions mm			Product Hierarchy 4200001 Order Code
		H	W	D	
125A	27mm	400	400	125	DB125METMOD-B
150A					DB150METMOD-B
250A					DB250METMOD-B

Please Note: The above modules are built to order, lead times available on request.

Top Extension Boxes



Description	Dimensions			Part No	Product Hierarchy 4200001 Order Code
	H	W	D		
Extension Box Plain Cover No DIN Rail	200	400	125	EPBTB200C	1SKA121142C0001
Extension Box Plain Cover No DIN Rail	400			EPBTB400C	1SKA123142C0001
14 Module Extension Box Steel Flap (1 row)	200			EPBTB200S	1SKA122142C0001
28 Module Extension Box Steel Flap (2 row)	400			EPBTB400S	1SKA124142C0001

Modular Devices

RCCDs & modular devices



F200 AC Type RCCBs 2 & 4 Pole

AC - BS/EN 61008

Product Hierarchy 2500001

Rated Current	Tripping mA	Two Pole		Four Pole	
		Part No	Order Code	Part No	Order Code
25	30	F202 AC-25/0.03	2CSF202001R1250	F204 AC-25/0.03	2CSF204001R1250
40		F202 AC-40/0.03	2CSF202001R1400	F204 AC-40/0.03	2CSF204001R1400
63		F202 AC-63/0.03	2CSF202001R1630	F204 AC-63/0.03	2CSF204001R1630
80		F202 AC-80/0.03	2CSF202001R1800	F204 AC-80/0.03	2CSF204001R1800
100		F202 AC-100/0.03	2CSF202001R1900	F204 AC-100/0.03	2CSF204001R1900
25	100	F202 AC-25/0.1	2CSF202001R2250	F204 AC-125/0.03	2CSF204001R1950
40		F202 AC-40/0.1	2CSF202001R2400	F204 AC-25/0.1	2CSF204001R2250
63		F202 AC-63/0.1	2CSF202001R2630	F204 AC-40/0.1	2CSF204001R2400
80		F202 AC-80/0.1	2CSF202001R2800	F204 AC-63/0.1	2CSF204001R2630
100		F202 AC-100/0.1	2CSF202001R2900	F204 AC-80/0.1	2CSF204001R2800
25	300	F202 AC-25/0.3	2CSF202001R3250	F204 AC-100/0.1	2CSF204001R2900
40		F202 AC-40/0.3	2CSF202001R3400	F204 AC-125/0.1	2CSF204001R2950
63		F202 AC-63/0.3	2CSF202001R3630	F204 AC-25/0.3	2CSF204001R3250
80		F202 AC-80/0.3	2CSF202001R3800	F204 AC-40/0.3	2CSF204001R3400
100		F202 AC-100/0.3	2CSF202001R3900	F204 AC-63/0.3	2CSF204001R3630

Installation Contactors - BS EN 61095

Rated Current	230v kW		400v kW		Contacts		Part no	Product Hierarchy 2700001 Order Code
	AC1	AC3	AC1	AC3	n/o	n/c		
20	4	1.3	-	-	-	2	ESB20.02	GHE3211202R0006
					1	1	ESB20.11	GHE3211302R0006
					4	-	ESB20.40	GHE3211102R0006
24	9	2.2	16	4	4	-	ESB24.20	GHE3291102R0006
					-	4	ESB24.04	GHE3291202R0006
					2	2	ESB24.22	GHE3291302R0006
40	16	5.5	26	11	4	-	ESB40.40	GHE3491102R0006
63	24	8.5	40	16	4	-	ESB63.40	GHE3691102R0006

All above contactors fitted with 230v 50Hz coils


Spacer								GHE3201902R0001
Aux Contacts (not for ESB20)	2	-					EH04.20	GHE3401321R0001

Timers

Analogue AT2-7R timer 7 day c/w reserve	2CSM204245R0601
Analogue AT12-R daily timer with reserve	2CSM204235R0601
Digital DT1 1 channel weekly time switch	2CSM204255R0611

Twilight Switch

TW1	2CSM204135R1341
-----	-----------------



ArTu PB Panel Boards

Rating up to 1250A



ArTu PB Panel Boards

Introduction

The new ArTu PB Panelboard series, offers incoming options up to 1250A and outgoing ways up to 400A. The ArTu PB panelboard is extremely robust, due to the newly designed metalwork system.

The ArTu PB panelboard is available wall mounted as standard, and in three configurations of 6, 12, 16 and 18 outgoing ways, giving you the ability to build your own custom panelboard.

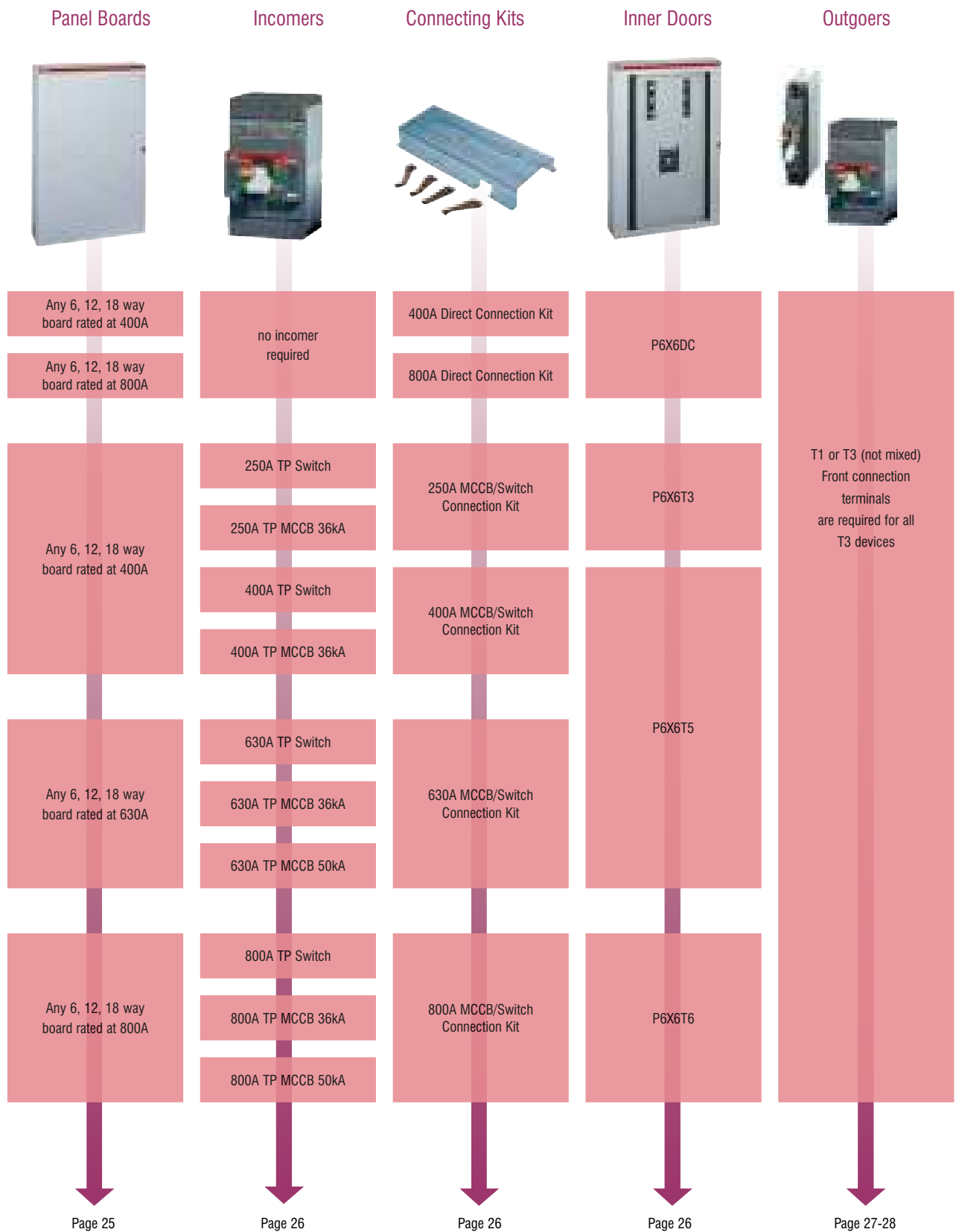
The new system allows you to fit T1, T3, XT1 and XT3, three or four pole and the single pole MCCB's to the same copper system using the new plug in bases designed by ABB. Side cable chambers are available in a width of 390mm which can be fitted on either side of the main structure. There is also an option of adding top, bottom and metering extension boxes. As standard the panelboard is fitted with a plain door but, an optional, glazed version is available.



Technical characteristics

Compliance with Standards	IEC 61439-1, 2
Rated service voltage	Ue up to 415 V
Rated insulation voltage	Ui up to 1000 V
Rated frequency	50-60 Hz
Rated impulse withstand voltage	Uimp 8 kV
Rated current	In 1250A
Rated short-circuit short-time Withstand current	Icw up to 65 kA
Rated short-circuit peak current	Ipk up to 143 kA
IP degree of protection	43 with door

ArTu PB Panel Boards Selection



For the Panelboard to be complete you need to order one item from the pages shown

ArTu PB Panel Boards

3 pole and custom boards

Technical Details

- Colour Light Grey RAL 7035
- ASTA Certified Busbars
- Supplied with a plain door as standard
- Supplied without incomer, see options below
- 4 Pole Versions on request
- Rated current/lcw:
 - up to 400A/35kA flat busbar
 - up to 800A/50kA profiled busbar
 - up to 1250A/65kA profiled busbar



3 Pole Panel Board

Ways	Outgoing MCCB Type	Copper Rating	Dimensions mm			Product Hierarchy 4100001 Order Code
			H	W	D	3 pole
6	XT1 160A	400A	1250	690	240	640T1PB3MD
	XT3 250A	400A	1250	690	240	640T3PB3MD
	XT3 250A	800A	1250	690	240	680T3PB3MD
12	XT1 160A	400A	1650	690	240	124T1PB3MD
	XT3 250A	400A	1650	690	240	124T3PB3MD
	XT1 160A	800A	1650	690	240	128T1PB3MD
18	XT3 250A	800A	1650	690	240	128T3PB3MD
	XT1 160A	400A	2050	690	240	184T1PB3MD
	XT1 160A	800A	2050	690	240	188T1PB3MD
	XT3 250A	800A	2050	690	240	188T3PB3MDMD

Note: XT1 and XT3 breakers cannot be mixed in standard panel board.

3 Pole Custom Panel Board

Ways	Single Pole Outgoing MCCB	Copper Rating	Dimensions mm			Product Hierarchy 4100001 Order Code
			H	W	D	3 pole
6	XT1 -XT2 - XT3	400A	1250	690	240	CU640PB3MD
	XT1 -XT2 - XT3	800A	1250	690	240	CU680PB3MD
12	XT1 -XT2 - XT3	400A	1650	690	240	CU124PB3MD
	XT1 -XT2 - XT3	800A	1650	690	240	CU128PB3MD
18	XT1 -XT2 - XT3	400A	2050	690	240	CU128PB3MD
	XT1 -XT2 - XT3	800A	2050	690	240	CU184PB3MD

Note: It is necessary to purchase plug-in bases for the MCCBs fitted in a custom panel board.

* 1250A available on request

ArTu PB Panel Boards

Incoming options & MCCB accessories



MCCB / Switch Disconnecter



Connection Kits



PLT33P

Incomer Options

Rating	Device	kA Rating	Order Code
400/800A	Direct Connection Kit 400A	-	400DC3/4P
	Direct Connection Kit 800A	-	800DC3P
	Inner Door to suit the above kits	-	P6X6DC
250A	250A 3P Switch Disconnecter T3D250	-	1SDA068210R1
	250A 3P MCCB T3N250	36kA	1SDA068059R1
	3 Pole Connection Kit 250A XT3 MCCB/Switch	-	250XT3P
	250A terminal shrouds (pair) XT3	-	1SDA066668R1
	Inner Door to suit the above kits	-	P6X6XT3
400A	400A 3P Switch Disconnecter T5D400	-	1SDA054599R1
	400A 3P MCCB T5N400 PR221DS-I In=400 FF	36kA	1SDA054317R1
	400A 3P MCCB T5N400 PR221DS-LS In=400 FF	-	1SDA054319R1
	3 Pole Connection Kit 400A T5 MCCB/Switch	-	400T53P
	400A terminal shrouds (pair) T5	-	1SDA054960R1
	Inner Door to suit the above kits	-	P6X6XT5
630A	630A 3P Switch Disconnecter T5D630	-	1SDA054601R1
	630A 3P MCCB T5N630 PR221DS-I In=630 FF	36kA	1SDA054397R1
	630A 3P MCCB T5N630 PR221DS-LS In=630 FF	36kA	1SDA054396R1
	630A 3P MCCB T5S630 PR221DS-LS In=630 FF	50kA	1SDA054404R1
	3 Pole Connection Kit 630A T5 MCCB/Switch	-	630T53P
	630A terminal shrouds (pair) T5	-	1SDA054960R1
	Inner Door to suit the above kits	-	P6X6XT5
800A	800A 3P Switch Disconnecter T6D800	-	1SDA060345R1
	800A 3P MCCB T6N800	36kA	1SDA060268R1
	800A 3P MCCB T6S800	50kA	1SDA060278R1
	3 Pole Connection Kit 800A T6 MCCB/Switch	-	800T63P
	800A terminal shrouds (pair) T6	-	1SDA014040R1
	Inner Door to suit the above kits	-	P6X6XT6
1250A	1250A 3P Switch Disconnecter T7D1250	-	1SDA062036R1
	1250A 3P MCCB T7S1250 LS/I	50kA	1SDA062866R1
	3 Pole Connection Kit 800A T6 MCCB/Switch	-	1250T7PP
	800A terminal shrouds (pair) T7	-	1SDA063091R1
	Inner Door to suit the above kits	-	P6X6XT7

MCCB Accessories

Front Connection Terminal for Copper Cables - FC CU (set of 3)

	Product Hierarchy 4100001 3000003 - 3400004 Order Code
XT1	1SDA066905R1
XT3	1SDA066913R1

High Terminal Cover HTC

XT1 TP High Terminal Covers (Pair) - HTC	1SDA066664R1
XT3 TP High Terminal Covers (Pair) - HTC	1SDA066668R1
T1 SP Terminal Covers (Each)	ED0001

Plug-in Bases

XT1 Plug In Base	PLT 13P
XT3 Plug In Base	PLT33P
T1 Single Pole L1 & L3 Plug In Base	PLT11L1/L3P
T1 Single Pole L2 Plug In Base	PLT11L2P
Additional kit for neutral & earth bars	AK1NE
Extension kit for neutral & earth bars	EX1NE
Busbar Shroud 630mm Long 3Pcs	SH630

Please note each base = 2 x devices 1 x FC Cu 3/4P min per device

General Accessories


	Product Hierarchy 4100001 Order Code
MCCB blanking module for inner door (210mm)	GHL5301904R0001
XT1 Busbar Shroud 10 pcs	MODT1
XT3 Busbar Shroud 10 pcs	MODT3

ArTu PB Panel Boards

Outgoing MCCBs



		Product Hierarchy 3000009 Order Code
XT1 B single pole		1 Pole
	Current [A] Im	
16A 16kA MCCB - XT1B160 (Thermal Magnetic)	16A	1SDA052616R1
20A 16kA MCCB - XT1B160 (Thermal Magnetic)	20A	1SDA052617R1
25A 25kA MCCB - XT1B160 (Thermal Magnetic)	25A	1SDA052618R1
32A 25kA MCCB - XT1B160 (Thermal Magnetic)	32A	1SDA052619R1
40A 25kA MCCB - XT1B160 (Thermal Magnetic)	40A	1SDA052620R1
50A 25kA MCCB - XT1B160 (Thermal Magnetic)	50A	1SDA052621R1
63A 25kA MCCB - XT1B160 (Thermal Magnetic)	63A	1SDA052622R1
80A 25kA MCCB - XT1B160 (Thermal Magnetic)	80A	1SDA052623R1
100A 25kA MCCB - XT1B160 (Thermal Magnetic)	100A	1SDA052624R1
125A 25kA MCCB - XT1B160 (Thermal Magnetic)	125A	1SDA052625R1
160A 25kA MCCB - XT1B160 (Thermal Magnetic)	160A	1SDA052626R1



XT1 B 3 pole front connection kits required		3 Poles
	Current [A] Im	
16A 16kA MCCB - XT1B160 (Thermal Magnetic)	16A	1SDA066799R1
20A 16kA MCCB - XT1B160 (Thermal Magnetic)	20A	1SDA066800R1
25A 25kA MCCB - XT1B160 (Thermal Magnetic)	25A	1SDA066801R1
32A 25kA MCCB - XT1B160 (Thermal Magnetic)	32A	1SDA066802R1
40A 25kA MCCB - XT1B160 (Thermal Magnetic)	40A	1SDA066803R1
50A 25kA MCCB - XT1B160 (Thermal Magnetic)	50A	1SDA066804R1
63A 25kA MCCB - XT1B160 (Thermal Magnetic)	63A	1SDA066805R1
80A 25kA MCCB - XT1B160 (Thermal Magnetic)	80A	1SDA066806R1
100A 25kA MCCB - XT1B160 (Thermal Magnetic)	100A	1SDA066807R1
125A 25kA MCCB - XT1B160 (Thermal Magnetic)	125A	1SDA066808R1
160A 25kA MCCB - XT1B160 (Thermal Magnetic)	160A	1SDA066809R1

XT1 C 3 pole front connection kits required		3 Poles
	Current [A] Im	
25A 25kA MCCB - XT1C160 (Thermal Magnetic)	25A	1SDA067391R1
32A 25kA MCCB - XT1C160 (Thermal Magnetic)	32A	1SDA067392R1
40A 25kA MCCB - XT1C160 (Thermal Magnetic)	40A	1SDA067393R1
50A 25kA MCCB - XT1C160 (Thermal Magnetic)	50A	1SDA067394R1
63A 25kA MCCB - XT1C160 (Thermal Magnetic)	63A	1SDA067395R1
80A 25kA MCCB - XT1C160 (Thermal Magnetic)	80A	1SDA067396R1
100A 25kA MCCB - XT1C160 (Thermal Magnetic)	100A	1SDA067397R1
125A 25kA MCCB - XT1C160 (Thermal Magnetic)	125A	1SDA067398R1
160A 25kA MCCB - XT1C160 (Thermal Magnetic)	160A	1SDA067399R1

XT1 N 3 pole front connection kits required		3 Poles
	Current [A] Im	
32A 36kA MCCB - XT1N160 (Thermal Magnetic)	32A	1SDA067411R1
40A 36kA MCCB - XT1N160 (Thermal Magnetic)	40A	1SDA067412R1
50A 36kA MCCB - XT1N160 (Thermal Magnetic)	50A	1SDA067413R1
63A 36kA MCCB - XT1N160 (Thermal Magnetic)	63A	1SDA067414R1
80A 36kA MCCB - XT1N160 (Thermal Magnetic)	80A	1SDA067415R1
100A 36kA MCCB - XT1N160 (Thermal Magnetic)	100A	1SDA067416R1
125A 36kA MCCB - XT1N160 (Thermal Magnetic)	125A	1SDA067417R1
160A 36kA MCCB - XT1N160 (Thermal Magnetic)	160A	1SDA067418R1

XT3 N 3 pole		3 Poles
	Current [A] Im	
63A SP 36kA MCCB - XT3N250 (Thermal Magnetic)	63A	1SDA068053R1
80A SP 36kA MCCB - XT3N250 (Thermal Magnetic)	80A	1SDA068054R1
100A SP 36kA MCCB - XT3N250 (Thermal Magnetic)	100A	1SDA068055R1
125A SP 36kA MCCB - XT3N250 (Thermal Magnetic)	125A	1SDA068056R1
160A SP 36kA MCCB - XT3N250 (Thermal Magnetic)	160A	1SDA068057R1
200A SP 36kA MCCB - XT3N250 (Thermal Magnetic)	200A	1SDA068058R1
250A SP 36kA MCCB - XT3N250 (Thermal Magnetic)	250A	1SDA068059R1

XT3 S 3 pole		3 Poles
	Current [A] Im	
63A SP 50kA MCCB - XT3N250 (Thermal Magnetic)	63A	1SDA068215R1
80A SP 50kA MCCB - XT3N250 (Thermal Magnetic)	80A	1SDA068216R1
100A SP 50kA MCCB - XT3N250 (Thermal Magnetic)	100A	1SDA068217R1
125A SP 50kA MCCB - XT3N250 (Thermal Magnetic)	125A	1SDA068218R1
160A SP 50kA MCCB - XT3N250 (Thermal Magnetic)	160A	1SDA068219R1
200A SP 50kA MCCB - XT3N250 (Thermal Magnetic)	200A	1SDA068220R1
250A SP 50kA MCCB - XT3N250 (Thermal Magnetic)	250A	1SDA068221R1

ArTu PB Panel Boards Accessories



640T1PB3

Plinths	Product Hierarchy 4100001 Order Code
Four corner feet 100mm high for main structure	ZL1000
Finish profile for above plinth	ZL1001
Two Feet 100mm high for side extension box	ZL3000
Finishing profile for side extension box	ZL2001

Plinths cannot be used when meter modules are fitted/extension boxes

Top/Bottom Extension Modules

385H x 690W x 240D mm top/bottom structure extension box	RC1000
385H x 390W x 240D mm top/bottom cable way extension box	RC2000

Side Extension Modules

1250mm	Uprights	MI1200
	Cable Container	VC1201
	Front Door	PC1202
1650mm	Uprights	MI1600
	Cable Container	VC1600
	Front Door	PC1602
2050mm	Uprights	MI2000
	Cable Container	VC2000
	Front Door	PC2002

When fitting side extension modules together with a top or bottom extension box please order the required number of RC2000 extension modules

Meter modules



Meter Modules

Panel Board 3 phase kWh meter module

- Extension box with multi function meter (B24-112-100), CT's, wiring loom and MCB to pick up voltage.
- Extension box with CT's, wiring loom and MCB to pick up voltage.
- Modbus, maximum demand and M-Bus versions available
- Can be mounted top or bottom of board.

Panel Board Depth	CT Size [A]	CT Hole Diameter	Product Hierarchy 4200001 Order Code
240mm	250A	37mm	PB250METMOD-B
	400A		PB400METMOD-B
	600A		PB600METMOD-B
	800A		PB800METMOD-B

When fitting side extension modules together with a meter module please order the required number of RC2000 extension modules

Please note: The above modules are built to order - Lead times available on request

Metering Cable Chambers

6 way	3 x 96 x 96 cutouts	VC1206MDK
12 way	6 x 96 x 96 cutouts	VC1612MDK
6 way	9 x 96 x 96 cutouts	VC2018MDK
96 x 96	Blanks - 5 off	EV1136

Contact us

ABB Ltd

Tower Court
Foleshill Enterprise Park
Courtaulds Way
Coventry CV6 5NX

Tel: 0333 999 9900

Fax: 0333 999 9901

Email: LV.Enquiries@gb.abb.com

Twitter: @ABBUKLVP

www.abb.co.uk/lowvoltage

Note: We reserve the right to make technical changes or modify the contents of this document without prior notice. With regard to purchase orders, the agreed particulars shall prevail. ABB Ltd does not accept any responsibility whatsoever for potential errors or possible lack of information in this document.

We reserve all rights in this document and in the subject matter and illustrations contained therein. Any reproduction, disclosure to third parties or utilization of its contents – in whole or in parts – is forbidden without prior written consent of ABB Ltd.

Copyright © 2015 ABB Ltd
All rights reserved