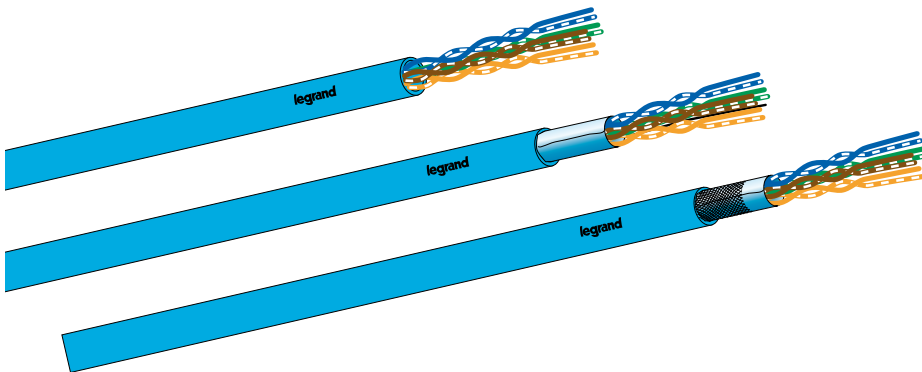


Category 6 PVC cables for LCS²

Catalogue number(s): **327 55/58/59/75**
328 57/72/75/76



CONTENTS	Pages
1. Use and assembly	1
2. Description	1
3. Cable markings	1
4. Performance at 250 MHz	1
5. Technical and mechanical features	2
6. Electrical features at 20°	2
7. Ordering information	3
8. Environmental features	3
9. Standards and approvals	3

1. USE AND ASSEMBLY

Cable for high-speed VDI transmission networks.

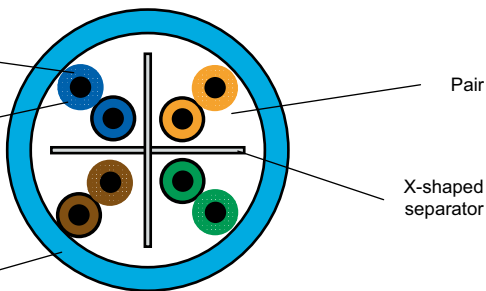
2. DESCRIPTION

U/UTP 100 Ω

Insulation: solid PE
Ø 0.96 mm

Copper:
Ø > 0.56 mm

Protection:
LSOH sleeve



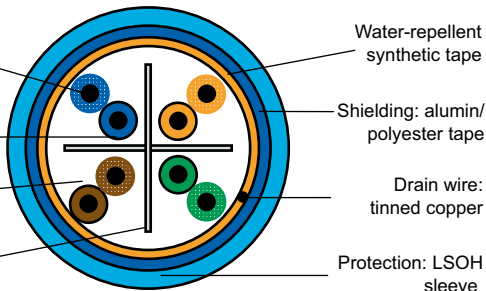
F/UTP 100 Ω

Copper:
Ø > 0.56 mm

Insulation: solid PE
Ø 1.10 mm

Pair

X-shaped separator

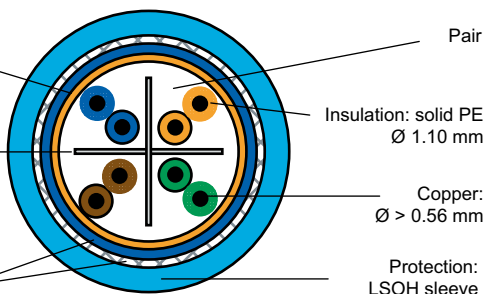


SF/UTP 100 Ω

Water-repellent synthetic tape

X-shaped separator

Shielding: alumin/polyester tape + tinned braid



Note:

The conductive part of the shielding is located on the wire side

3. MARKING OF LEGRAND CABLES

- Legrand
- Catalogue number
- Number of pairs
- Gauge
- Type
- Impedance
- Type of sleeve
- Category
- Conformity to standards
- VPN/NVP
- Batch number
- Measurement (remaining length)

4. PERFORMANCE AT 250 MHZ (standard EIA/TIA 568-C.2)

Maximum attenuation (dB/100 m):.....	32.8
Minimum NEXT (dB):	38.3
PS NEXT (dB):	36.3
ACRF (dB/100 m):.....	18.8
PS ACRF (dB/100 m):.....	16.8
Return Loss (dB):	17.3

5. TECHNICAL AND MECHANICAL FEATURES

Catalogue number	327 55	327 58	327 59	327 75	328 57	328 72	328 75	328 76
Type	U/UTP	F/UTP	SF/UTP	U/UTP	F/UTP	U/UTP	U/UTP	U/UTP
Type of sleeve	PVC	PVC	PVC	PVC	PVC	PVC	CMP	CMR
Number of pairs	4	4	4	2 x 4	4	4	4	4
Assembly	Pairs	Pairs	Pairs	Pairs	Pairs	Pairs	Pairs	Pairs
Diameter over insulation (mm)	1.02 ± 0.06	1.16 ± 0.05	1.16 ± 0.05	1.02 ± 0.06	1.16 ± 0.05	1.02 ± 0.06	1.02 ± 0.05	1.02 ± 0.05
Cable diameter (mm)	6.1 ± 0.3	7.1 ± 0.5	8.1 ± 0.3	6.2 ± 0.2 x 12.4 ± 0.6	7.1 ± 0.5	6.1 ± 0.3	6.1 ± 0.3	6.1 ± 0.3
Weight of cable (kg/km)	33 to 40	40 to 53	54 to 66	80 to 83	40 to 53	33 to 40	40	40
Min. bending radius when laying (mm)	25	60	65	25	60	25	25	25
AWG gauge	23	23	23	23	23	23	23	23

6. ELECTRICAL FEATURES AT 20°C

Catalogue number	327 55	327 58	327 59	327 75	328 57	328 72	328 75	328 76
Type	U/UTP	F/UTP	SF/UTP	U/UTP	F/UTP	U/UTP	U/UTP	U/UTP
Maximum linear resistance (ohm/km)	95 *	95 *	95 *	95 *	95 *	95 *	95 *	95 *
DC dielectric strength	1 KV/ 1 min *	1 KV/ 1 min *	1 KV/ 1 min *	1 KV/ 1 min *	1 KV/ 1 min *	1 KV/ 1 min *	1 KV/ 1 min *	1 KV/ 1 min *
Minimum insulation resistance (Mohm.km)	5000	5000	5000	5000	5000	5000	5000	5000
Minimum propagation speed	> 65%	> 65%	> 65%	> 65%	> 65%	> 65%	> 65%	> 65%
Characteristic impedance from 1 to 100 MHz	100 Ω ±15%	100 Ω ±15%	100 Ω ±15%	100 Ω ±15%	100 Ω ±15%	100 Ω ±15%	100 Ω ±15%	100 Ω ±15%

* According to standard IEC 61156-5

7. ORDERING INFORMATION

Catalogue number	327 55	327 58	327 59	327 75	328 57	328 72	328 75	328 76
Type	U/UTP	F/UTP	SF/UTP	U/UTP	F/UTP	U/UTP	U/UTP	U/UTP
Colour	Blue RAL 5015	Blue RAL 5015	Blue RAL 5015	Blue RAL 5015	Blue RAL 5015	Blue RAL 5015	Blue RAL 5015	Blue RAL 5015
Pack (m)	305	500	500	500	305	1000	305	305
Packaging	Box	Reel	Reel	Reel	Reel in box	Reel	Box	Box

8. ENVIRONMENTAL FEATURES

Storage and transport temperature: 0 to + 50°C
Usage temperature: – 20 to + 60°C
Fire resistance: IEC 60332-1, UL VW-1

9. STANDARDS AND APPROVALS

Cat. 6, 250 MHz
EIA/TIA 568-C.2
EN 50173
EN 52288
IEC 11801
IEC 61156-5