

# Design device installation trunking



THINK CONNECTED.

**OBO**  
BETTERMANN





The one that catches your eye for all the right reasons





---

From the outside, the design device installation trunking from OBO only presents a fine front of anodised aluminium whilst, on the inside, it offers plenty of space for accessories. Connectors, power supplies and data and network connections vanish behind the swivelable cover, which is available in three shapes.

## Design and functionality: The design device installation trunking

The 45 mm system opening for direct installation of the switching and connection devices of the Modul 45 series means that OBO has been able to keep the trunking system particularly compact. As an

optional highlight, an LED light bar can be mounted beneath the trunking system. It is thus the ideal system for high-class offices, hotel receptions and top-flight shops.

Three different trunking covers

Trunking height 140 mm



An LED light bar can be mounted on the bottom side as an option.

Concealed device installation based on Modul 45®. Large variety of options for power, data and multimedia equipment.

Comprehensive system accessories such as interior and exterior corners and end pieces.

The trunking covers are swivelable and, when in an open position, lockable.

Elegant, anodised aluminium



All devices such as chargers, transformers etc. disappear behind the hinged cover lid.

# GAD design device installation trunking

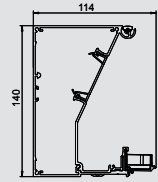


## Design device installation trunking

Type	Colour	Surface finish	Length	Pack.	Weight	Item No.
			mm	m	kg/100 m	
<b>GAD UEL</b>	—	Anodised	2000	2	292.750	<b>6115 77 5</b>

**Al** Aluminium **EL** Anodised /m

Base to create a design device installation trunking of the GAD series. 45 mm system opening for acceptance of Modul 45 switch and connection devices and appropriate PVC and aluminium covers of the Rapid 45 series. The trunking base can be completed with trunking covers in the "Swing", "Soft" or "Style" design. The GAD OTA cover adapters are essential and must be planned on the trunking section with a max. spacing of 50 cm. A GAD OTD spacer must be placed between the trunking covers.

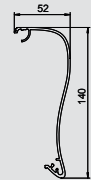


## Trunking cover, Swing design trunking

Type	Colour	Surface finish	Length	Pack.	Weight	Item No.
			mm	pcs	kg/100 pcs.	
<b>OT GAD Swing EL</b>	—	Anodised	1000	1	126.100	<b>6115 82 5</b>

**Al** Aluminium **EL** Anodised /pc.

Trunking cover to create a design device installation trunking of the GAD series. "Swing" design version for complete coverage of the system opening and the switching and plug-in devices. The GAD OTA cover adapters are essential and must be planned on the trunking section with a max. spacing of 50 cm. A GAD OTD spacer must be placed between the trunking covers.

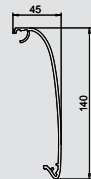


## Trunking cover, Soft design trunking

Type	Colour	Surface finish	Length	Pack.	Weight	Item No.
			mm	pcs	kg/100 pcs.	
<b>OT GAD Soft EL</b>	—	Anodised	1000	1	124.900	<b>6115 83 5</b>

**Al** Aluminium **EL** Anodised /pc.

Trunking cover to create a design device installation trunking of the GAD series. "Soft" design version for complete coverage of the system opening and the switching and plug-in devices. The GAD OTA cover adapters are essential and must be planned on the trunking section with a max. spacing of 50 cm. A GAD OTD spacer must be placed between the trunking covers.

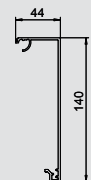


## Trunking cover, Style design trunking

Type	Colour	Surface finish	Length	Pack.	Weight	Item No.
			mm	pcs	kg/100 pcs.	
<b>OT GAD Style EL</b>	—	Anodised	1000	1	125.000	<b>6115 84 5</b>

**Al** Aluminium **EL** Anodised /pc.

Trunking cover to create a design device installation trunking of the GAD series. "Style" design version for complete coverage of the system opening and the switching and plug-in devices. The GAD OTA cover adapters are essential and must be planned on the trunking section with a max. spacing of 50 cm. A GAD OTD spacer must be placed between the trunking covers.

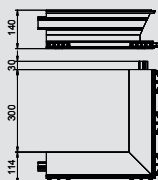


## External corner, design trunking

Type	Colour	Surface finish	Pack.	Weight	Item No.
			pcs	kg/100 pcs.	
<b>GAD AEL</b>	—	Anodised	1	233.000	<b>6115 78 9</b>

**Al** Aluminium **EL** Anodised /pc.

External corner base to create a design device installation trunking of the GAD series. 45 mm system opening for acceptance of Modul 45 switch and connection devices and appropriate PVC and aluminium covers of the Rapid 45 series. The fitting can be completed with fitting covers in the "Swing", "Soft" or "Style" design. The GAD OTA cover adapters are essential. A GAD OTD spacer must be placed between the trunking covers.

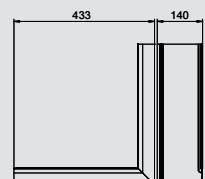


## External corner cover, Swing

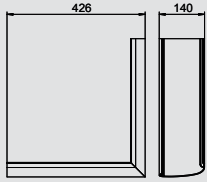
Type	Colour	Surface finish	Length	Pack.	Weight	Item No.
			mm	pcs	kg/100 pcs.	
<b>OT A Swing EL</b>	—	Anodised	—	1	105.900	<b>6115 85 1</b>

**Al** Aluminium **EL** Anodised /pc.

Trunking cover for the external corner of the design device installation trunking of the GAD series. "Swing" design version for complete coverage of the system opening and the switching and plug-in devices.



# GAD design device installation trunking

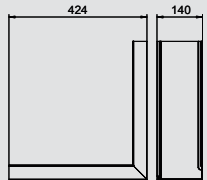


## External corner cover, Soft

Type	Colour	Surface finish	Length mm	Pack. pcs	Weight kg/100 pcs.	Item No.
<b>OT A Soft EL</b>	—	Anodised	—	1	104.600	<b>6115 85 5</b>

**Al** Aluminium **EL** Anodised /pc.

Trunking cover for the external corner of the design device installation trunking of the GAD series. "Soft" design version for complete coverage of the system opening and the switching and plug-in devices.

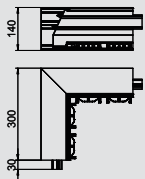


## External corner cover, Style

Type	Colour	Surface finish	Length mm	Pack. pcs	Weight kg/100 pcs.	Item No.
<b>OT A Style EL</b>	—	Anodised	—	1	104.300	<b>6115 86 5</b>

**Al** Aluminium **EL** Anodised /pc.

Trunking cover for the external corner of the design device installation trunking of the GAD series. "Style" design version for complete coverage of the system opening and the switching and plug-in devices.

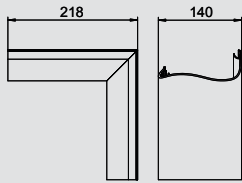


## Internal corner, design trunking

Type	Colour	Surface finish	Pack. pcs	Weight kg/100 pcs.	Item No.
<b>GAD IEL</b>	—	Anodised	1	183.000	<b>6115 79 5</b>

**Al** Aluminium **EL** Anodised /pc.

Internal corner base to create a design device installation trunking of the GAD series. 45 mm system opening for acceptance of Modul 45 switch and connection devices and appropriate PVC and aluminium covers of the Rapid 45 series. The fitting can be completed with fitting covers in the "Swing", "Soft" or "Style" design. The GAD OTA cover adapters are essential. A GAD OTD spacer must be placed between the trunking covers.

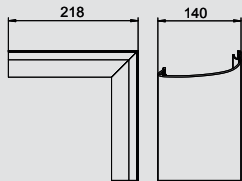


## Internal corner cover, Swing

Type	Colour	Surface finish	Length mm	Pack. pcs	Weight kg/100 pcs.	Item No.
<b>OT I Swing EL</b>	—	Anodised	—	1	45.500	<b>6115 87 5</b>

**Al** Aluminium **EL** Anodised /pc.

Trunking cover for the internal corner of the design device installation trunking of the GAD series. "Swing" design version for complete coverage of the system opening and the switching and plug-in devices.

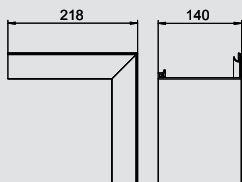


## Internal corner cover, Soft

Type	Colour	Surface finish	Length mm	Pack. pcs	Weight kg/100 pcs.	Item No.
<b>OT I Soft EL</b>	—	Anodised	—	1	46.200	<b>6115 88 5</b>

**Al** Aluminium **EL** Anodised /pc.

Trunking cover for the internal corner of the design device installation trunking of the GAD series. "Soft" design version for complete coverage of the system opening and the switching and plug-in devices.



## Internal corner cover, Style

Type	Colour	Surface finish	Length mm	Pack. pcs	Weight kg/100 pcs.	Item No.
<b>OT I Style EL</b>	—	Anodised	—	1	45.500	<b>6115 89 5</b>

**Al** Aluminium **EL** Anodised /pc.

Trunking cover for the internal corner of the design device installation trunking of the GAD series. "Style" design version for complete coverage of the system opening and the switching and plug-in devices. Different decorations on request.



# GAD design device installation trunking

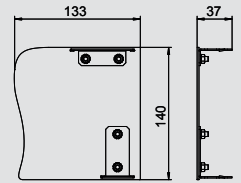
## End piece, Swing, left



Type	Colour	Surface finish	Pack.	Weight	Item No.
			pcs	kg/100 pcs.	
<b>GAD EL Swing EL</b>	—	Anodised	1	16.100	<b>6115 91 5</b>

**Al** Aluminium **EL** Anodised /pc.

End piece for design device installation trunking of the GAD series. "Swing" design version. The end piece can only be used for closing on the left side.



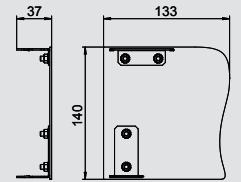
## End piece, Swing, right



Type	Colour	Surface finish	Pack.	Weight	Item No.
			pcs	kg/100 pcs.	
<b>GAD ER Swing EL</b>	—	Anodised	1	16.100	<b>6115 92 5</b>

**Al** Aluminium **EL** Anodised /pc.

End piece for design device installation trunking of the GAD series. "Swing" design version. The end piece can only be used for closing on the right side.



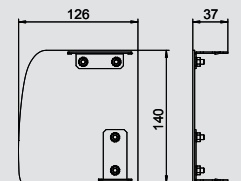
## End piece, Soft, left



Type	Colour	Surface finish	Pack.	Weight	Item No.
			pcs	kg/100 pcs.	
<b>GAD EL Soft EL</b>	—	Anodised	1	15.600	<b>6115 93 5</b>

**Al** Aluminium **EL** Anodised /pc.

End piece for design device installation trunking of the GAD series. "Soft" design version. The end piece can only be used for closing on the left side.



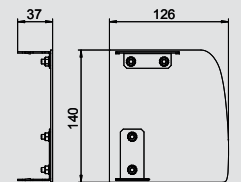
## End piece, Soft, right



Type	Colour	Surface finish	Pack.	Weight	Item No.
			pcs	kg/100 pcs.	
<b>GAD ER Soft EL</b>	—	Anodised	1	15.600	<b>6115 94 5</b>

**Al** Aluminium **EL** Anodised /pc.

End piece for design device installation trunking of the GAD series. "Soft" design version. The end piece can only be used for closing on the right side.



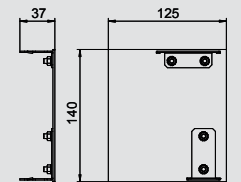
## End piece, Style, left



Type	Colour	Surface finish	Pack.	Weight	Item No.
			pcs	kg/100 pcs.	
<b>GAD EL Style EL</b>	—	Anodised	1	16.200	<b>6115 95 5</b>

**Al** Aluminium **EL** Anodised /pc.

End piece for design device installation trunking of the GAD series. "Style" design version. The end piece can only be used for closing on the left side.



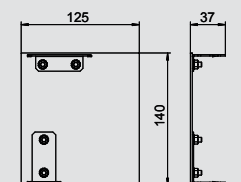
## End piece, Style, right



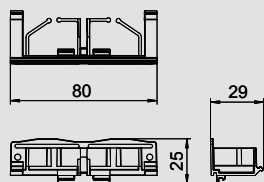
Type	Colour	Surface finish	Pack.	Weight	Item No.
			pcs	kg/100 pcs.	
<b>GAD ER Style EL</b>	—	Anodised	1	16.200	<b>6115 96 5</b>

**Al** Aluminium **EL** Anodised /pc.

End piece for design device installation trunking of the GAD series. "Style" design version. The end piece can only be used for closing on the right side.



# GAD design device installation trunking

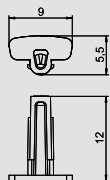


## Cover adapter

Type	Colour	Pack.	Weight	Item No.
		pcs	kg/100 pcs.	
<b>GAD OTA</b>	Graphite black	5	0.600	<b>6115 97 5</b>

**PA** Polyamide /pc.

Cover adapter for mounting on trunking bases and fittings of the GAD design device installation trunking series. The cover adapter can be pushed into a guide on the base and is used to accept the trunking cover and keep it at the desired spacing. It is also used for bundled cable exits and can be moved into the lengthwise direction. A maximum spacing of 50 cm between the cover adapters must be maintained.

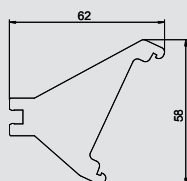


## Spacer

Type	Colour	Pack.	Weight	Item No.
		pcs	kg/100 pcs.	
<b>GAD OTD RW</b>	Pure white	10	0.008	<b>6115 98 0</b>
<b>GAD OTD LGR</b>	Light grey	10	0.008	<b>6115 98 2</b>
<b>GAD OTD SW</b>	Graphite black	10	0.008	<b>6115 98 5</b>

**PA** Polyamide /pc.

Spacer for insertion between the trunking covers of the GAD design device installation trunking series. The spacer ensures secure maintenance of a minimum spacing between trunking covers.

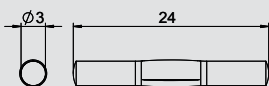


## Stabiliser plate

Type	Colour	Pack.	Weight	Item No.
		pcs	kg/100 pcs.	
<b>GAD SB</b>	—	10	2.000	<b>6115 99 5</b>

**St** Steel /pc.

Stabiliser plate for the stabilisation of the system opening of the GAD design device installation trunking series. The panel is placed in the trunking base and supports the acceptance of covers and ensures a secure hold of the devices.



## Joint connector

Type	Pack.	Weight	Item No.
	pcs	kg/100 pcs.	
<b>GEK-AKU45</b>	10	0.135	<b>6116 75 2</b>

**St** Steel /pc.

Joint connectors as notched pins for direct joint-to-joint connection of the trunking bases without joint cover. Suitable for aluminium device installation trunking of Rapid 45, Rapid 80 and GAD design systems.



## Protective conductor connection bracket

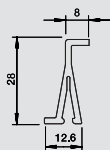
Type	Pack.	Weight	Item No.
	pcs	kg/100 pcs.	
<b>8AWR</b>	10	0.641	<b>6288 70 4</b>

**St** Steel **G** Electrogalvanised /pc.

Protective conductor connection bracket to include steel and aluminium device installation trunking as well as service poles in the protective measures.

Clamping area : 2 x 1.5–4 mm<sup>2</sup>

If there is a fault, metallic parts will carry voltage. Tighten the contact screw with at least 1.2 Nm or ensure the contact with mechanical work.



## Partition

Type	Colour	Length	Pack.	Weight	Item No.
		mm	m	kg/100 m	
<b>2371 40</b>	Light grey	2000	60	13.500	<b>6023 09 6</b>

**PVC** Polyvinylchloride /m

Partition to divide the WDK trunking, with 40 mm trunking height, and various ISS service poles for the installation of different voltage levels.


The partitions are pinned on the connectors in the base.



# Modul 45® systems, sockets


## Protective contact sockets Modul 45®

**Socket 0°, protective contact, single**




Type	Colour	Pack.	Weight	Item No.
		pcs	kg/ 100 pcs.	
STD-D0 RW1	Pure white	1	4.200	6120 00 8
STD-D0 ROR1	Pure orange	1	4.200	6120 01 0
STD-D0 MZGN1	Mint green	1	4.200	6120 01 2
STD-D0 SRO1	Signal red	1	4.200	6120 01 4
STD-D0 SWGR1	Black-grey	1	4.200	6120 01 6
STD-D0 AL1	Aluminium painted	1	4.200	6120 01 8

**Socket 0°, protective contact, double**




Type	Colour	Pack.	Weight	Item No.
		pcs	kg/ 100 pcs.	
STD-D0 RW2	Pure white	1	8.000	6120 02 2
STD-D0 ROR2	Pure orange	1	8.000	6120 02 4
STD-D0 MZGN2	Mint green	1	8.000	6120 02 6
STD-D0 SRO2	Signal red	1	8.000	6120 02 8
STD-D0 SWGR2	Black-grey	1	8.000	6120 03 0
STD-D0 AL2	Aluminium painted	1	8.000	6120 03 2

**Socket 0°, protective contact, triple**




Type	Colour	Pack.	Weight	Item No.
		pcs	kg/ 100 pcs.	
STD-D0 RW3	Pure white	1	12.200	6120 04 2
STD-D0 ROR3	Pure orange	1	12.200	6120 04 4
STD-D0 MZGN3	Mint green	1	12.200	6120 04 6
STD-D0 SRO3	Signal red	1	12.200	6120 04 8
STD-D0 SWGR3	Black-grey	1	12.200	6120 05 0
STD-D0 AL3	Aluminium painted	1	12.200	6120 05 2

**Socket 33°, protective contact, single**




Type	Colour	Pack.	Weight	Item No.
		pcs	kg/ 100 pcs.	
STD-D3 RW1	Pure white	1	4.000	6120 07 2
STD-D3 ROR1	Pure orange	1	4.000	6120 07 4
STD-D3 MZGN1	Mint green	1	4.000	6120 07 6
STD-D3 SRO1	Signal red	1	4.000	6120 07 8
STD-D3 SWGR1	Black-grey	1	4.000	6120 08 0
STD-D3 AL1	Aluminium painted	1	4.000	6120 08 2

**Socket 33°, protective contact, double**




Type	Colour	Pack.	Weight	Item No.
		pcs	kg/ 100 pcs.	
STD-D3 RW2	Pure white	1	7.800	6120 10 2
STD-D3 ROR2	Pure orange	1	7.800	6120 10 4
STD-D3 MZGN2	Mint green	1	7.800	6120 10 6
STD-D3 SRO2	Signal red	1	7.800	6120 10 8
STD-D3 SWGR2	Black-grey	1	7.800	6120 11 0
STD-D3 AL2	Aluminium painted	1	7.800	6120 11 2

**Socket 33°, protective contact, triple**




Type	Colour	Pack.	Weight	Item No.
		pcs	kg/ 100 pcs.	
STD-D3 RW3	Pure white	1	11.000	6120 12 2
STD-D3 ROR3	Pure orange	1	11.000	6120 12 4
STD-D3 MZGN3	Mint green	1	11.000	6120 12 6
STD-D3 SRO3	Signal red	1	11.000	6120 12 8
STD-D3 SWGR3	Black-grey	1	11.000	6120 13 0
STD-D3 AL3	Aluminium painted	1	11.000	6120 13 2

**Socket 0°, protective contact, encoded version, single**




Type	Colour	Pack.	Weight	Item No.
		pcs	kg/ 100 pcs.	
STD-D0K SRO1	Signal red	1	4.200	6120 29 2

**Socket 0°, protective contact, encoded version, double**




Type	Colour	Pack.	Weight	Item No.
		pcs	kg/ 100 pcs.	
STD-D0K SRO2	Signal red	1	8.000	6120 29 4

**Socket 0°, protective contact, encoded version, triple**




Type	Colour	Pack.	Weight	Item No.
		pcs	kg/ 100 pcs.	
STD-D0K SRO3	Signal red	1	12.200	6120 29 6

**Socket 33°, protective contact, encoded version, single**




Type	Colour	Pack.	Weight	Item No.
		pcs	kg/ 100 pcs.	
STD-D3K SRO1	Signal red	1	4.000	6120 30 2

**Socket 33°, protective contact, encoded version, double**




Type	Colour	Pack.	Weight	Item No.
		pcs	kg/ 100 pcs.	
STD-D3K SRO2	Signal red	1	7.700	6120 30 4

**Socket 33°, protective contact, encoded version, triple**



Type	Colour	Pack.	Weight	Item No.
		pcs	kg/ 100 pcs.	
STD-D3K SRO3	Signal red	1	11.000	6120 30 6


**Encoding pin**



Type	Colour	Pack.	Weight	Item No.
		pcs	kg/ 100 pcs.	
CST-STD	Black	10	0.200	6120 79 9


**Strain relief for Modul 45 sockets 0°**

Available from 01/09/2014




Type	Colour	Pack.	Weight	Item No.
		pcs	kg/ 100 pcs.	
ZL-STD 0	Black	1	1.200	6120 78 2


## Universal data technology support for Modul 45®

 **Data technology support, 1 module, straight outlet, type A**


Type	Colour	Pack.	Weight	Item No.
		pcs	kg/ 100 pcs.	
<b>DTG-2A RW1</b>	Pure white	1	1.100	<b>6119 20 2</b>
<b>DTG-2A SWGR1</b>	Black-grey	1	1.100	<b>6119 20 4</b>
<b>DTG-2A AL1</b>	Aluminium painted	1	1.100	<b>6119 20 6</b>

 **Data technology support, 1 module, slanting outlet, type A**


Type	Colour	Pack.	Weight	Item No.
		pcs	kg/ 100 pcs.	
<b>DTS-2A RW1</b>	Pure white	1	2.000	<b>6119 23 8</b>
<b>DTS-2A SWGR1</b>	Black-grey	1	1.500	<b>6119 24 0</b>
<b>DTS-2A AL1</b>	Aluminium painted	1	1.500	<b>6119 24 2</b>

 **Data technology support, 1 module, straight outlet, type B**


Type	Colour	Pack.	Weight	Item No.
		pcs	kg/ 100 pcs.	
<b>DTG-2B RW1</b>	Pure white	1	1.100	<b>6119 20 8</b>
<b>DTG-2B SWGR1</b>	Black-grey	1	1.100	<b>6119 21 0</b>
<b>DTG-2B AL1</b>	Aluminium painted	1	1.100	<b>6119 21 2</b>

 **Data technology support, 1 module, slanting outlet, type B**


Type	Colour	Pack.	Weight	Item No.
		pcs	kg/ 100 pcs.	
<b>DTS-2B RW1</b>	Pure white	1	1.500	<b>6119 24 4</b>
<b>DTS-2B SWGR1</b>	Black-grey	1	1.500	<b>6119 24 6</b>
<b>DTS-2B AL1</b>	Aluminium painted	1	1.500	<b>6119 24 8</b>

 **Data technology support, 1 module, straight outlet, type C**


Type	Colour	Pack.	Weight	Item No.
		pcs	kg/ 100 pcs.	
<b>DTG-2C RW1</b>	Pure white	1	1.100	<b>6119 21 4</b>
<b>DTG-2C SWGR1</b>	Black-grey	1	1.100	<b>6119 21 6</b>
<b>DTG-2C AL1</b>	Aluminium painted	1	1.100	<b>6119 21 8</b>

 **Data technology support, 1 module, slanting outlet, type C**


Type	Colour	Pack.	Weight	Item No.
		pcs	kg/ 100 pcs.	
<b>DTS-2C RW1</b>	Pure white	1	1.500	<b>6119 25 0</b>
<b>DTS-2C SWGR1</b>	Black-grey	1	1.500	<b>6119 25 2</b>
<b>DTS-2C AL1</b>	Aluminium painted	1	1.500	<b>6119 25 4</b>

 **Data technology support, 1 module, straight outlet, type C, without dust protection slider**


Type	Colour	Pack.	Weight	Item No.
		pcs	kg/ 100 pcs.	
<b>DTG-02C RW1</b>	Pure white	1	1.000	<b>6119 28 0</b>
<b>DTG-02C SWGR1</b>	Black-grey	1	1.000	<b>6119 28 2</b>
<b>DTG-02C AL1</b>	Aluminium painted	1	1.000	<b>6119 28 4</b>

 **Data technology support, 1 module, slanting outlet, type C, without dust protection slider**


Type	Colour	Pack.	Weight	Item No.
		pcs	kg/ 100 pcs.	
<b>DTS-02C RW1</b>	Pure white	1	1.400	<b>6119 28 6</b>
<b>DTS-02C SWGR1</b>	Black-grey	1	1.400	<b>6119 28 8</b>
<b>DTS-02C AL1</b>	Aluminium painted	1	1.400	<b>6119 29 0</b>

 **Data technology support, 1 module, straight outlet, type EP**


Type	Colour	Pack.	Weight	Item No.
		pcs	kg/ 100 pcs.	
<b>DTG-2EP RW1</b>	Pure white	1	1.100	<b>6119 23 2</b>
<b>DTG-2EP SWGR1</b>	Black-grey	1	1.100	<b>6119 23 4</b>
<b>DTG-2EP AL1</b>	Aluminium painted	1	1.100	<b>6119 23 6</b>

 **Data technology support, 1 module, slanting outlet, type EP**


Type	Colour	Pack.	Weight	Item No.
		pcs	kg/ 100 pcs.	
<b>DTS-2EP RW1</b>	Pure white	1	1.500	<b>6119 26 8</b>
<b>DTS-2EP SWGR1</b>	Black-grey	1	1.500	<b>6119 27 0</b>
<b>DTS-2EP AL1</b>	Aluminium painted	1	1.500	<b>6119 27 2</b>

 **Data technology support, 1 module, straight outlet, type F**


Type	Colour	Pack.	Weight	Item No.
		pcs	kg/ 100 pcs.	
<b>DTG-2F RW1</b>	Pure white	1	1.100	<b>6119 22 0</b>
<b>DTG-2F SWGR1</b>	Black-grey	1	1.100	<b>6119 22 2</b>
<b>DTG-2F AL1</b>	Aluminium painted	1	1.100	<b>6119 22 4</b>

 **Data technology support, 1 module, slanting outlet, type F**


Type	Colour	Pack.	Weight	Item No.
		pcs	kg/ 100 pcs.	
<b>DTS-2F RW1</b>	Pure white	1	1.500	<b>6119 25 6</b>
<b>DTS-2F SWGR1</b>	Black-grey	1	1.500	<b>6119 25 8</b>
<b>DTS-2F AL1</b>	Aluminium painted	1	1.500	<b>6119 26 0</b>

 **Data technology support, 1 module, straight outlet, type PA**


Type	Colour	Pack.	Weight	Item No.
		pcs	kg/ 100 pcs.	
<b>DTG-2PA RW1</b>	Pure white	1	1.100	<b>6119 22 6</b>
<b>DTG-2PA SWGR1</b>	Black-grey	1	1.100	<b>6119 22 8</b>
<b>DTG-2PA AL1</b>	Aluminium painted	1	1.100	<b>6119 23 0</b>

 **Data technology support, 1 module, slanting outlet, type PA**


Type	Colour	Pack.	Weight	Item No.
		pcs	kg/ 100 pcs.	
<b>DTS-2PA RW1</b>	Pure white	1	1.500	<b>6119 26 2</b>
<b>DTS-2PA SWGR1</b>	Black-grey	1	1.500	<b>6119 26 4</b>
<b>DTS-2PA AL1</b>	Aluminium painted	1	1.500	<b>6119 26 6</b>

 **Data technology support, 1 module, straight outlet, type RM**

Type	Colour	Pack.	Weight	Item No.
		pcs	kg/ 100 pcs.	
<b>DTG-2RM RW1</b>	Pure white	1	1.100	<b>6119 29 2</b>
<b>DTG-2RM SWGR1</b>	Black-grey	1	1.100	<b>6119 29 4</b>
<b>DTG-2RM AL1</b>	Aluminium painted	1	1.100	<b>6119 29 6</b>

 **Data technology support, 1 module, slanting outlet, type RM**


Type	Colour	Pack.	Weight	Item No.
		pcs	kg/ 100 pcs.	
<b>DTS-2RM RW1</b>	Pure white	1	2.900	<b>6119 29 8</b>
<b>DTS-2RM SWGR1</b>	Black-grey	1	2.900	<b>6119 30 0</b>
<b>DTS-2RM AL1</b>	Aluminium painted	1	2.900	<b>6119 30 2</b>

 **Data technology support, 1 module, straight outlet, type LE**


Type	Colour	Pack.	Weight	Item No.
		pcs	kg/ 100 pcs.	
<b>DTG-02LE RW1</b>	Pure white	1	0.900	<b>6119 30 4</b>
<b>DTG-02LE SWGR1</b>	Black-grey	1	0.900	<b>6119 30 6</b>
<b>DTG-02LE AL1</b>	Aluminium painted	1	0.900	<b>6119 30 8</b>

# Modul 45® systems, multimedia solutions


## Multimedia connection solutions, Modul 45®

 **VGA connection, 1 module, straight outlet, as screw connection**


Type	Colour	Pack.	Weight	Item No.
		pcs	kg/ 100 pcs.	
MTG-VGA S RW1	Pure white	1	2.400	6104 61 0
MTG-VGA S SWGR1	Black-grey	1	2.400	6104 61 3
MTG-VGA S AL1	Aluminium painted	1	2.400	6104 61 6

 **VGA connection, 1 module, slanting outlet, as screw connection**


Type	Colour	Pack.	Weight	Item No.
		pcs	kg/ 100 pcs.	
MTS-VGA S RW1	Pure white	1	2.600	6104 62 2
MTS-VGA S SWGR1	Black-grey	1	2.600	6104 62 5
MTS-VGA S AL1	Aluminium painted	1	2.600	6104 62 8

 **VGA connection, 1 module, straight outlet, with connection cable**


Type	Colour	Pack.	Weight	Item No.
		pcs	kg/ 100 pcs.	
MTG-VGA F RW1	Pure white	1	5.200	6104 65 8
MTG-VGA F SWGR1	Black-grey	1	5.200	6104 66 1
MTG-VGA F AL1	Aluminium painted	1	5.200	6104 66 4

 **VGA connection, 1 module, slanting outlet, with connection cable**


Type	Colour	Pack.	Weight	Item No.
		pcs	kg/ 100 pcs.	
MTS-VGA F RW1	Pure white	1	5.400	6104 67 0
MTS-VGA F SWGR1	Black-grey	1	5.400	6104 67 3
MTS-VGA F AL1	Aluminium painted	1	5.400	6104 67 6

 **D-Sub9 connection, 1 module, straight outlet, as screw connection**


Type	Colour	Pack.	Weight	Item No.
		pcs	kg/ 100 pcs.	
MTG-DB9 S RW1	Pure white	1	2.400	6104 63 4
MTG-DB9 S SWGR1	Black-grey	1	2.400	6104 63 7
MTG-DB9 S AL1	Aluminium painted	1	2.400	6104 64 0

 **D-Sub9 connection, 1 module, slanting outlet, as screw connection**


Type	Colour	Pack.	Weight	Item No.
		pcs	kg/ 100 pcs.	
MTS-DB9 S RW1	Pure white	1	2.600	6104 64 6
MTS-DB9 S SWGR1	Black-grey	1	2.600	6104 64 9
MTS-DB9 S AL1	Aluminium painted	1	2.600	6104 65 2

 **D-Sub9 connection, 1 module, straight outlet, with connection cable**


Type	Colour	Pack.	Weight	Item No.
		pcs	kg/ 100 pcs.	
MTG-DB9 F RW1	Pure white	1	5.200	6104 68 2
MTG-DB9 F SWGR1	Black-grey	1	5.200	6104 68 5
MTG-DB9 F AL1	Aluminium painted	1	5.200	6104 68 8

 **D-Sub9 connection, 1 module, slanting outlet, with connection cable**


Type	Colour	Pack.	Weight	Item No.
		pcs	kg/ 100 pcs.	
MTS-DB9 F RW1	Pure white	1	5.400	6104 69 4
MTS-DB9 F SWGR1	Black-grey	1	5.400	6104 69 7
MTS-DB9 F AL1	Aluminium painted	1	5.400	6104 70 0

 **Multimedia support for VGA / D-Sub9 plug connector, 1 module, straight outlet**


Type	Colour	Pack.	Weight	Item No.
		pcs	kg/ 100 pcs.	
MTG-DB O RW1	Pure white	1	0.700	6104 70 6
MTG-DB O SWGR1	Black-grey	1	0.700	6104 70 9
MTG-DB O AL1	Aluminium painted	1	0.700	6104 71 2

 **Multimedia support for VGA / D-Sub9 plug connector, 1 module, slanting outlet**


Type	Colour	Pack.	Weight	Item No.
		pcs	kg/ 100 pcs.	
MTS-DB O RW1	Pure white	1	0.900	6104 71 8
MTS-DB O SWGR1	Black-grey	1	0.900	6104 72 1
MTS-DB O AL1	Aluminium painted	1	0.900	6104 72 4

 **DVI-D connection, 1 module, straight outlet, as screw connection**


Type	Colour	Pack.	Weight	Item No.
		pcs	kg/ 100 pcs.	
MTG-DVI S RW1	Pure white	1	3.500	6104 73 0
MTG-DVI S SWGR1	Black-grey	1	3.500	6104 73 3
MTG-DVI S AL1	Aluminium painted	1	3.500	6104 73 6

 **DVI-D connection, 1 module, slanting outlet, as screw connection**


Type	Colour	Pack.	Weight	Item No.
		pcs	kg/ 100 pcs.	
MTS-DVI S RW1	Pure white	1	3.700	6104 74 2
MTS-DVI S SWGR1	Black-grey	1	3.700	6104 74 5
MTS-DVI S AL1	Aluminium painted	1	3.700	6104 74 8

 **DVI-I connection, 1 module, straight outlet, with connection cable**


Type	Colour	Pack.	Weight	Item No.
		pcs	kg/ 100 pcs.	
MTG-DVI F RW1	Pure white	1	6.000	6104 75 4
MTG-DVI F SWGR1	Black-grey	1	6.000	6104 75 7
MTG-DVI F AL1	Aluminium painted	1	6.000	6104 76 0

 **DVI-I connection, 1 module, slanting outlet, with connection cable**


Type	Colour	Pack.	Weight	Item No.
		pcs	kg/ 100 pcs.	
MTS-DVI F RW1	Pure white	1	6.200	6104 76 6
MTS-DVI F SWGR1	Black-grey	1	6.200	6104 76 9
MTS-DVI F AL1	Aluminium painted	1	6.200	6104 77 2

 **Multimedia support for DVI plug connector, 1 module, straight outlet**


Type	Colour	Pack.	Weight	Item No.
		pcs	kg/ 100 pcs.	
MTG-DV O RW1	Pure white	1	0.700	6104 77 8
MTG-DV O SWGR1	Black-grey	1	0.700	6104 78 1
MTG-DV O AL1	Aluminium painted	1	0.700	6104 78 4

 **Multimedia support for DVI plug connector, 1 module, slanting outlet**

Type	Colour	Pack.	Weight	Item No.
		pcs	kg/ 100 pcs.	
MTS-DV O RW1	Pure white	1	0.900	6104 79 0
MTS-DV O SWGR1	Black-grey	1	0.900	6104 79 3
MTS-DV O AL1	Aluminium painted	1	0.900	6104 79 6

 **HDMI connection, 1 module, straight outlet, as screw connection**


Type	Colour	Pack.	Weight	Item No.
		pcs	kg/ 100 pcs.	
MTG-HD S RW1	Pure white	1	3.200	6104 80 2
MTG-HD S SWGR1	Black-grey	1	3.200	6104 80 5
MTG-HD S AL1	Aluminium painted	1	3.200	6104 80 8

 **HDMI connection, 1 module, slanting outlet, as screw connection**

Type	Colour	Pack.	Weight	Item No.
		pcs	kg/ 100 pcs.	
MTS-HD S RW1	Pure white	1	3.400	6104 81 4
MTS-HD S SWGR1	Black-grey	1	3.400	6104 81 7
MTS-HD S AL1	Aluminium painted	1	3.400	6104 82 0


## Multimedia connection solutions, Modul 45®

**HDMI connection, 1 module, straight outlet, with connection cable**




Type	Colour	Pack.	Weight	Item No.
		pcs	kg/ 100 pcs.	
MTG-HD F RW1	Pure white	1	6.000	6104 82 6
MTG-HD F SWGR1	Black-grey	1	6.000	6104 82 9
MTG-HD F AL1	Aluminium painted	1	6.000	6104 83 2

**HDMI connection, 1 module, slanting outlet, with connection cable**




Type	Colour	Pack.	Weight	Item No.
		pcs	kg/ 100 pcs.	
MTS-HD F RW1	Pure white	1	6.200	6104 83 8
MTS-HD F SWGR1	Black-grey	1	6.200	6104 84 1
MTS-HD F AL1	Aluminium painted	1	6.200	6104 84 4

**USB 2.0 / 3.0 connection, 1 module, straight outlet, as screw connection**




Type	Colour	Pack.	Weight	Item No.
		pcs	kg/ 100 pcs.	
MTG-U3A S RW1	Pure white	1	2.500	6104 87 4
MTG-U3A S SWGR1	Black-grey	1	2.500	6104 87 7
MTG-U3A S AL1	Aluminium painted	1	2.500	6104 88 0

**USB 2.0 / 3.0 connection, 1 module, slanting outlet, as screw connection**




Type	Colour	Pack.	Weight	Item No.
		pcs	kg/ 100 pcs.	
MTS-U3A S RW1	Pure white	1	2.700	6104 88 6
MTS-U3A S SWGR1	Black-grey	1	2.700	6104 88 9
MTS-U3A S AL1	Aluminium painted	1	2.700	6104 89 2

**USB 2.0 / 3.0 connection, 1 module, straight outlet, with connection cable**




Type	Colour	Pack.	Weight	Item No.
		pcs	kg/ 100 pcs.	
MTG-U3A F RW1	Pure white	1	6.000	6104 92 2
MTG-U3A F SWGR1	Black-grey	1	6.000	6104 92 5
MTG-U3A F AL1	Aluminium painted	1	6.000	6104 92 8

**USB 2.0 / 3.0 connection, 1 module, slanting outlet, with connection cable**




Type	Colour	Pack.	Weight	Item No.
		pcs	kg/ 100 pcs.	
MTS-U3A F RW1	Pure white	1	6.200	6104 93 4
MTS-U3A F SWGR1	Black-grey	1	6.200	6104 93 7
MTS-U3A F AL1	Aluminium painted	1	6.200	6104 94 0

**Mini jack connection, 1 module, straight outlet, as soldered connection**




Type	Colour	Pack.	Weight	Item No.
		pcs	kg/ 100 pcs.	
MTG-MK L RW1	Pure white	1	1.500	6104 94 6
MTG-MK L SWGR1	Black-grey	1	1.500	6104 94 9
MTG-MK L AL1	Aluminium painted	1	1.500	6104 95 2

**Mini jack connection, 1 module, slanting outlet, as soldered connection**




Type	Colour	Pack.	Weight	Item No.
		pcs	kg/ 100 pcs.	
MTS-MK L RW1	Pure white	1	1.700	6104 95 8
MTS-MK L SWGR1	Black-grey	1	1.700	6104 96 1
MTS-MK L AL1	Aluminium painted	1	1.700	6104 96 4

**Video cinch connection, 1 module, straight outlet, as soldered connection**




Type	Colour	Pack.	Weight	Item No.
		pcs	kg/ 100 pcs.	
MTG-R L RW1	Pure white	1	1.500	6104 97 0
MTG-R L SWGR1	Black-grey	1	1.500	6104 97 3
MTG-R L AL1	Aluminium painted	1	1.500	6104 97 6

**Video cinch connection, 1 module, slanting outlet, as soldered connection**




Type	Colour	Pack.	Weight	Item No.
		pcs	kg/ 100 pcs.	
MTS-R L RW1	Pure white	1	1.700	6104 98 2
MTS-R L SWGR1	Black-grey	1	1.700	6104 98 5
MTS-R L AL1	Aluminium painted	1	1.700	6104 98 8

**Video cinch connection, 1 module, straight outlet, as 1:1 coupling**




Type	Colour	Pack.	Weight	Item No.
		pcs	kg/ 100 pcs.	
MTG-R F RW1	Pure white	1	1.500	6104 99 4
MTG-R F SWGR1	Black-grey	1	1.500	6104 99 7
MTG-R F AL1	Aluminium painted	1	1.500	6105 00 0

**Video cinch connection, 1 module, slanting outlet, as 1:1 coupling**




Type	Colour	Pack.	Weight	Item No.
		pcs	kg/ 100 pcs.	
MTS-R F RW1	Pure white	1	1.700	6105 00 6
MTS-R F SWGR1	Black-grey	1	1.700	6105 00 9
MTS-R F AL1	Aluminium painted	1	1.700	6105 01 2

**Audio cinch connection, 1 module, straight outlet, as soldered connection**




Type	Colour	Pack.	Weight	Item No.
		pcs	kg/ 100 pcs.	
MTG-2R L RW1	Pure white	1	2.500	6105 04 2
MTG-2R L SWGR1	Black-grey	1	2.500	6105 04 5
MTG-2R L AL1	Aluminium painted	1	2.500	6105 04 8

**Audio cinch connection, 1 module, slanting outlet, as soldered connection**




Type	Colour	Pack.	Weight	Item No.
		pcs	kg/ 100 pcs.	
MTS-2R L RW1	Pure white	1	2.700	6105 05 4
MTS-2R L SWGR1	Black-grey	1	2.700	6105 05 7
MTS-2R L AL1	Aluminium painted	1	2.700	6105 06 0

**Audio cinch connection, 1 module, straight outlet, as 1:1 coupling**




Type	Colour	Pack.	Weight	Item No.
		pcs	kg/ 100 pcs.	
MTG-2R F RW1	Pure white	1	2.500	6105 06 6
MTG-2R F SWGR1	Black-grey	1	2.500	6105 06 9
MTG-2R F AL1	Aluminium painted	1	2.500	6105 07 2

**Audio cinch connection, 1 module, slanting outlet, as 1:1 coupling**




Type	Colour	Pack.	Weight	Item No.
		pcs	kg/ 100 pcs.	
MTS-2R F RW1	Pure white	1	2.700	6105 07 8
MTS-2R F SWGR1	Black-grey	1	2.700	6105 08 1
MTS-2R F AL1	Aluminium painted	1	2.700	6105 08 4

**Component video connection, 1 module, straight outlet, as soldered connection**



Type	Colour	Pack.	Weight	Item No.
		pcs	kg/ 100 pcs.	
MTG-3R L RW1	Pure white	1	3.200	6105 11 4
MTG-3R L SWGR1	Black-grey	1	3.200	6105 11 7
MTG-3R L AL1	Aluminium painted	1	3.200	6105 12 0

**Component video connection, 1 module, slanting outlet, as soldered connection**




Type	Colour	Pack.	Weight	Item No.
		pcs	kg/ 100 pcs.	
MTS-3R L RW1	Pure white	1	3.400	6105 12 6
MTS-3R L SWGR1	Black-grey	1	3.400	6105 12 9
MTS-3R L AL1	Aluminium painted	1	3.400	6105 13 2

# Modul 45® systems, multimedia solutions


## Multimedia connection solutions, Modul 45®

**Component video connection, 1 module, straight outlet, as 1:1 coupling**




Type	Colour	Pack.	Weight	Item No.
		pcs	kg/ 100 pcs.	
MTG-3R F RW1	Pure white	1	3.200	6105 13 8
MTG-3R F SWGR1	Black-grey	1	3.200	6105 14 1
MTG-3R F AL1	Aluminium painted	1	3.200	6105 14 4

**Component video connection, 1 module, slanting outlet, as 1:1 coupling**




Type	Colour	Pack.	Weight	Item No.
		pcs	kg/ 100 pcs.	
MTS-3R F RW1	Pure white	1	3.400	6105 15 0
MTS-3R F SWGR1	Black-grey	1	3.400	6105 15 3
MTS-3R F AL1	Aluminium painted	1	3.400	6105 15 6

**Audio/video cinch connection, 1 module, straight outlet, as soldered connection**




Type	Colour	Pack.	Weight	Item No.
		pcs	kg/ 100 pcs.	
MTG-12R L RW1	Pure white	1	3.200	6105 16 2
MTG-12R L SWGR1	Black-grey	1	3.200	6105 16 5
MTG-12R L AL1	Aluminium painted	1	3.200	6105 16 8

**Audio/video cinch connection, 1 module, slanting outlet, as soldered connection**




Type	Colour	Pack.	Weight	Item No.
		pcs	kg/ 100 pcs.	
MTS-12R L RW1	Pure white	1	3.400	6105 17 4
MTS-12R L SWGR1	Black-grey	1	3.400	6105 17 7
MTS-12R L AL1	Aluminium painted	1	3.400	6105 18 0

**Audio/video cinch connection, 1 module, straight outlet, as 1:1 coupling**




Type	Colour	Pack.	Weight	Item No.
		pcs	kg/ 100 pcs.	
MTG-12R F RW1	Pure white	1	3.200	6105 18 6
MTG-12R F SWGR1	Black-grey	1	3.200	6105 18 9
MTG-12R F AL1	Aluminium painted	1	3.200	6105 19 2

**Audio/video cinch connection, 1 module, slanting outlet, as 1:1 coupling**




Type	Colour	Pack.	Weight	Item No.
		pcs	kg/ 100 pcs.	
MTS-12R F RW1	Pure white	1	3.400	6105 19 8
MTS-12R F SWGR1	Black-grey	1	3.400	6105 20 1
MTS-12R F AL1	Aluminium painted	1	3.400	6105 20 4

**BNC connection, 1 module, straight outlet, as 1:1 coupling**




Type	Colour	Pack.	Weight	Item No.
		pcs	kg/ 100 pcs.	
MTG-BC F RW1	Pure white	1	1.500	6105 01 8
MTG-BC F SWGR1	Black-grey	1	1.500	6105 02 1
MTG-BC F AL1	Aluminium painted	1	1.500	6105 02 4

**BNC connection, 1 module, slanting outlet, as 1:1 coupling**




Type	Colour	Pack.	Weight	Item No.
		pcs	kg/ 100 pcs.	
MTS-BC F RW1	Pure white	1	1.700	6105 03 0
MTS-BC F SWGR1	Black-grey	1	1.700	6105 03 3
MTS-BC F AL1	Aluminium painted	1	1.700	6105 03 6

**2x BNC connection, 1 module, straight outlet, as 1:1 coupling**




Type	Colour	Pack.	Weight	Item No.
		pcs	kg/ 100 pcs.	
MTG-2BC F RW1	Pure white	1	2.500	6105 09 0
MTG-2BC F SWGR1	Black-grey	1	2.500	6105 09 3
MTG-2BC F AL1	Aluminium painted	1	2.500	6105 09 6

**2x BNC connection, 1 module, slanting outlet, as 1:1 coupling**




Type	Colour	Pack.	Weight	Item No.
		pcs	kg/ 100 pcs.	
MTS-2BC F RW1	Pure white	1	2.700	6105 10 2
MTS-2BC F SWGR1	Black-grey	1	2.700	6105 10 5
MTS-2BC F AL1	Aluminium painted	1	2.700	6105 10 8

**XLR connection, 1 module, straight outlet, 3-pin socket, as soldered connection**




Type	Colour	Pack.	Weight	Item No.
		pcs	kg/ 100 pcs.	
MTG-X3F L RW1	Pure white	1	3.000	6105 21 0
MTG-X3F L SWGR1	Black-grey	1	3.000	6105 21 3
MTG-X3F L AL1	Aluminium painted	1	3.000	6105 21 6

**XLR connection, 1 module, straight outlet, 3-pin connector, as soldered connection**




Type	Colour	Pack.	Weight	Item No.
		pcs	kg/ 100 pcs.	
MTG-X3M L RW1	Pure white	1	3.000	6105 22 2
MTG-X3M L SWGR1	Black-grey	1	3.000	6105 22 5
MTG-X3M L AL1	Aluminium painted	1	3.000	6105 22 8

**XLR connection, 1 module, straight outlet, 3-pin socket, as screw connection**




Type	Colour	Pack.	Weight	Item No.
		pcs	kg/ 100 pcs.	
MTG-X3F S RW1	Pure white	1	3.500	6105 25 0
MTG-X3F S SWGR1	Black-grey	1	3.500	6105 25 2
MTG-X3F S AL1	Aluminium painted	1	3.500	6105 25 4

**XLR connection, 1 module, straight outlet, 3-pole connection, as screw connection**




Type	Colour	Pack.	Weight	Item No.
		pcs	kg/ 100 pcs.	
MTG-X3M S RW1	Pure white	1	3.500	6105 28 2
MTG-X3M S SWGR1	Black-grey	1	3.500	6105 28 4
MTG-X3M S AL1	Aluminium painted	1	3.500	6105 28 6

**Speakon connection, 1 module, straight outlet, 4-pole socket, as screw connection**




Type	Colour	Pack.	Weight	Item No.
		pcs	kg/ 100 pcs.	
MTG-SON S RW1	Pure white	1	2.800	6105 27 0
MTG-SON S SWGR1	Black-grey	1	2.800	6105 27 2
MTG-SON S AL1	Aluminium painted	1	2.800	6105 27 4

**Multimedia support for SLR plug connector, 1 module, straight outlet**




Type	Colour	Pack.	Weight	Item No.
		pcs	kg/ 100 pcs.	
MTG-X O RW1	Pure white	1	0.600	6105 23 4
MTG-X O SWGR1	Black-grey	1	0.600	6105 23 7
MTG-X O AL1	Aluminium painted	1	0.600	6105 24 0

**Antenna connection, 1 module, TV / radio / SAT, antenna socket**



Type	Colour	Pack.	Weight	Item No.
		pcs	kg/ 100 pcs.	
ANT-3SD RW1	Pure white	1	11.000	6105 28 2
ANT-3SD SWGR1	Black-grey	1	11.000	6105 28 4
ANT-3SD AL1	Aluminium painted	1	11.000	6105 28 6



**OBO BETTERMANN GmbH & Co. KG**

P.O. Box 1120  
58694 Menden, Germany

**Customer Service Germany**

Tel. +49 (0)2373 89-0  
Fax +49 (0)2373 89-1238  
E-mail: [export@obo.de](mailto:export@obo.de)

**[www.obo-bettermann.com](http://www.obo-bettermann.com)**

**THINK CONNECTED.**

