


Finolex

Cables Limited

AN IS/ISO 9001 CERTIFIED COMPANY

Flame Retardant (FR) PVC Insulated Industrial Single & Multi Core Flexible Cables



FLAME RETARDANT (FR) PVC INSULATED INDUSTRIAL SINGLE & MULTI CORE FLEXIBLE CABLES

FR PVC compound Insulated Industrial Single Core and Multi Core Flexible Cables have a wide range of application in machine tools, appliances, control panels, machinery and industries of every nature. The conductors, drawn from 99.97% bright electrolytic grade copper with more than 100% conductivity, are annealed and bunched together. The conductors are insulated with a FR PVC compound with high insulation resistance and dielectric strength, formulated and manufactured in house.


In case of Multi Core Cables, the insulated cores are laid up to form the core assembly. The inner cores are coded for ease of identification as per National/ International coding practices. The sheathing is provided with a specially formulated PVC compound to facilitate not only ease in stripping but also to withstand mechanical abrasion while in use. These FR PVC compounds used for insulation and sheathing have high oxygen and temperature index. These properties help in restricting the spread of fire even at very high temperatures.

The Single Core and Multi Core sheathed Industrial Cables are manufactured as per IS 694:2010, in sizes from 0.5 sq. mm. to 300 sq. mm. in Single Core, and in sizes 0.5 sq. mm. to 2.5 sq. mm. up to 25 cores. These sizes carry the prestigious ISI mark and are duly approved by FIA/TAC. The rest of the sizes generally confirms to IS 694:2010. Cables as per BS 6004 and BS 6500 are also available for the export market.

TABLE 1 : FLAME RETARDANT (FR) PVC INSULATED SINGLE CORE UN-SHEATHED/SHEATHED FLEXIBLE CABLES AS PER IS 694:2010 VOLTAGE GRADE UPTO 1100 VOLTS HAVING CLASS 5 CONDUCTOR

Nominal Cross Section Area of Conductor	Conductor as per IS 8130	Current Rating DC or AC	Insulation			
			Single Core Unsheathed		Single Core Sheathed	
	Max. Resistance @ 20°C		Nom. Thickness	Overall Diameter (Approx.)	Nom. Thickness	Overall Diameter (Approx.)
Sq.mm	Ω /km	Amp	mm	mm	mm	mm
0.5	39.00	4	0.6	2.00	0.9	4.00
0.75	26.00	7	0.6	2.30	0.9	4.25
1.0	19.50	12	0.6	2.45	0.9	4.85
1.5	13.30	15	0.6	2.75	0.9	5.15
2.5	7.98	20	0.7	3.50	1.0	5.90
4	4.95	27	0.8	4.10	1.0	6.70
6	3.30	35	0.8	4.75	1.1	7.35
10	1.91	46	1.0	6.00	1.3	8.60
16	1.21	62	1.0	7.10	1.4	9.90
25	0.780	80	1.2	8.80	1.4	11.60
35	0.554	102	1.2	10.10	1.6	13.30
50	0.386	138	1.4	12.50	2.0	16.50
70	0.272	214	1.4	13.90	2.2	18.30
95	0.206	260	1.6	15.90	2.4	20.70
120	0.161	305	1.6	17.80	2.5	22.80
150	0.129	355	1.8	19.80		
185	0.106	415	2.0	22.00		
240	0.0801	500	2.2	26.00		
300	0.0641	570	2.4	27.50		

IS : 694



CM/L 7306463
CM/L 7525273
CM/L 8944096

Note: The conductor construction will be such that all requirements of strand diameter and conductor resistance as per IS 694 and IS 8130 are met.

SPECIAL!
For UPS
Cabling

Finolex FR PVC Insulated Single Core Flexible Cables in grey and white colour are ideal for use in cabling for UPS in establishments that have large computer networks. These unique colours can help identify the cabling for UPS wiring in the circuit and are available in sizes 0.5 sq. mm. to 6 sq. mm. These cables are as per IS 694 : 2010, carry the prestigious ISI mark and are duly approved by FIA/TAC. **These cables can also be made available with FRLS & HR insulating compound on request.** Technical details as per Table 1.

**TABLE 2 : FLAME RETARDANT (FR) MULTI CORE PVC INSULATED & SHEATHED FLEXIBLE CIRCULAR CORDS
AS PER IS 694:2010 HAVING CLASS 5 CONDUCTOR AS PER IS 8130**

No. of Cores	Unit	Nominal Cross Section Area of Conductor in Sq. mm				
		0.50	0.75	1.00	1.50	2.50
Max. Resistance at 20°C	Ω /km	39	26	19.5	13.3	7.98
Insulation						
Nom. Thickness	mm	0.60	0.60	0.60	0.60	0.70
Overall Diameter (Approx.)	mm	2.00	2.30	2.45	2.75	3.50
Two Core Sheathed						
Nom. Sheath Thickness	mm	0.90	0.90	0.90	0.90	1.00
Overall Diameter (Approx.)	mm	6.10	6.70	7.00	7.60	9.30
Three Core Sheathed						
Nom. Sheath Thickness	mm	0.90	0.90	0.90	0.90	1.00
Overall Diameter (Approx.)	mm	6.45	7.10	7.40	8.10	9.90
Four Core Sheathed						
Nom. Sheath Thickness	mm	0.90	0.90	0.90	1.00	1.00
Overall Diameter (Approx.)	mm	7.00	7.65	8.00	8.95	10.75
Five Core Sheathed						
Nom. Sheath Thickness	mm	0.90	0.90	1.00	1.00	1.00
Overall Diameter (Approx.)	mm	7.55	8.35	8.95	9.75	11.80

**TABLE 3 : FLAME RETARDANT (FR) PVC INSULATED & SHEATHED ROUND MULTI CORE FLEXIBLE CABLES
AS PER IS 694:2010 HAVING CLASS 5 CONDUCTOR AS PER IS 8130**

No. of Cores	Unit	Nominal Cross Section Area of Conductor in Sq. mm				
		0.50	0.75	1.00	1.50	2.50
Max. Resistance at 20°C	Ω /km	39	26	19.5	13.3	7.98
Insulation						
Nom. Thickness	mm	0.60	0.60	0.60	0.60	0.70
Overall Diameter (Approx.)	mm	2.00	2.30	2.45	2.75	3.50
Six Core Sheathed						
Nom. Sheath Thickness	mm	0.90	1.00	1.00	1.00	1.10
Overall Diameter (Approx.)	mm	8.00	9.10	9.55	10.45	12.90
Seven Core Sheathed						
Nom. Sheath Thickness	mm	0.90	1.00	1.00	1.00	1.10
Overall Diameter (Approx.)	mm	8.00	9.10	9.55	10.45	12.90
Eight Core Sheathed						
Nom. Sheath Thickness	mm	1.00	1.00	1.00	1.10	1.20
Overall Diameter (Approx.)	mm	10.30	11.50	12.10	13.50	16.70
Nine Core Sheathed						
Nom. Sheath Thickness	mm	1.00	1.10	1.10	1.10	1.30
Overall Diameter (Approx.)	mm	10.30	11.50	12.10	13.50	16.70
Ten Core Sheathed						
Nom. Sheath Thickness	mm	1.00	1.10	1.10	1.10	1.30
Overall Diameter (Approx.)	mm	10.65	12.10	12.70	13.95	17.45
Twelve Core Sheathed						
Nom. Thickness	mm	1.00	1.10	1.10	1.10	1.30
Overall Diameter (Approx.)	mm	10.65	12.10	12.70	13.95	17.45
Fourteen Core Sheathed						
Nom. Sheath Thickness	mm	1.10	1.10	1.10	1.20	1.30
Overall Diameter (Approx.)	mm	11.35	12.65	13.35	14.85	18.35
Sixteen Core Sheathed						
Nom. Sheath Thickness	mm	1.10	1.20	1.20	1.20	1.40
Overall Diameter (Approx.)	mm	12.50	14.20	14.95	16.45	20.60
Twenty One Core Sheathed						
Nom. Thickness	mm	1.20	1.30	1.40	1.40	1.50
Overall Diameter (Approx.)	mm	12.70	14.40	15.35	16.85	20.80
Twenty Four Core Sheathed						
Nom. Sheath Thickness	mm	1.20	1.30	1.40	1.40	1.50
Overall Diameter (Approx.)	mm	14.70	16.70	17.80	19.60	24.30
Twenty Five Core Sheathed						
Nom. Sheath Thickness	mm	1.20	1.30	1.40	1.40	1.50
Overall Diameter (Approx.)	mm	14.70	16.70	17.80	19.60	24.30

TABLE 4 : FLAME RETARDANT (FR) PVC INSULATED & SHEATHED ROUND MULTI CORE FLEXIBLE CABLES AS PER IS 694:2010 HAVING CLASS 5 CONDUCTOR AS PER IS 8130

Nominal Cross Section Area of Conductor	Max. Resistance @ 20° C	Current Rating DC or AC	Insulation		Sheath							
					Two Core		Three Core		Four Core		Five Core	
			Nom. Thickness	Overall Diameter (Approx.)	Nom. Thickness	Overall Diameter (Approx.)	Nom. Thickness	Overall Diameter (Approx.)	Nom. Thickness	Overall Diameter (Approx.)	Nom. Thickness	Overall Diameter (Approx.)
Sq. mm	Ω/km	Amp	mm	mm	mm	mm	mm	mm	mm	mm	mm	mm
4	4.95	22	0.8	4.10	1.0	10.5	1.0	11.4	1.0	12.4	1.1	13.8
6	3.30	31	0.8	4.75	1.1	12.0	1.2	13.1	1.2	14.4	-	-
10	1.91	42	1.0	6.00	1.3	14.9	1.4	16.2	1.4	17.8	-	-
16	1.21	57	1.0	7.10	1.4	17.3	1.4	18.6	1.4	20.4	-	-
25	0.780	72	1.2	8.80	1.4	20.7	1.5	22.5	1.6	25.0	-	-
35	0.554	91	1.2	10.10	1.6	23.7	1.6	22.5	1.7	28.3	-	-
50	0.386	120	1.4	12.50	2.0	29.3	2.0	31.4	2.0	34.7	-	-
70	0.272	165	1.4	13.90	2.2	32.5	2.2	34.9	2.2	38.5	-	-
95	0.206	200	1.6	15.90	2.4	36.9	2.4	39.6	2.4	43.7	-	-
120	0.161	225	1.6	17.80	2.5	40.9	2.5	43.9	2.5	48.5	-	-
150	0.129	250	1.8	19.80	-	-	2.6	48.4	2.6	53.5	-	-
185	0.106	276	2.0	22.00	-	-	2.8	53.5	2.8	59.2	-	-
240	0.0801	325	2.2	26.00	-	-	3.0	62.5	3.0	69.3	-	-
300	0.0641	376	2.4	27.50	-	-	3.2	66.2	3.2	73.3	-	-

TABLE 5 : CORE IDENTIFICATION

No. of Cores	Cables for Fixed Wiring & Cords	Flexible Cables
1	Red, Black, Yellow, Blue, White, Grey, Green	Red, Black, Yellow, Blue, White, Grey, Green
2	Red & Black	Red & Black
3	Red, Yellow & Blue	Red, Black & Yellow/Green (for ECC) or Red, Yellow & Blue
4	Red, Yellow, Blue & Black	Red, Yellow, Blue & Yellow/Green (for ECC) or Red, Yellow, Blue & Black
5	-	Red, Yellow, Blue, Black & Grey or Yellow, Blue, Green, White & Yellow/Green
6	-	Red, Yellow, Blue, Green, White & Yellow/Green
7	-	Red, Yellow, Blue, Green, White, Black & Yellow/Green
8	-	Red, Yellow, Blue, Green, White, Black, Grey & Yellow/Green
9	-	Red, Yellow, Blue, Green, White, Black, Grey, Orange & Yellow/Green
10	-	Red, Yellow, Blue, Green, White, Black, Grey, Orange, Brown & Yellow/Green
11	-	Red, Yellow, Blue, Green, White, Black, Grey, Orange, Brown, Pink & Yellow/Green
12	-	Red, Yellow, Blue, Green, White, Black, Grey, Orange, Brown, Pink, Violet & Yellow/Green
13-25	-	Two adjacent Cores in each layer - Blue & Yellow (Reference & Direction Core) Other remaining Cores - Grey




Note: Sheath colour is black or any required colour can be provided on specific request.

CABLES FOR OVERSEAS MARKETS

Finolex cables have been used in many countries for over two decades. Cables can be offered to British or equivalent standards.

The types of cables offered to overseas markets include:

- Multicore sheathed cables as per BS 6004 or BS 6500, with stranded (Class 2) or Flexible (Class 5) conductors
- HR PVC Insulated winding wires for submersible pump motors
- PVC Insulated and sheathed three core flat cables and three core round double sheathed cables for submersible pumps
- HR PVC Insulated single core flexible cables as per BS 6231 Type CK
- PVC Insulated auto and battery cables as per DIN 72551, JIS C 3406, JASO D 611, ISO 6722 and IS 2465
- PVC Insulated and sheathed power and control cables as per BS 6346 and IEC 60502
- XLPE Insulated and sheathed power cables as per BS 5467 and IEC 60502

 /FinolexOnline |  /FinolexOnline |  /Finolex.Online



AN IS/ISO 9001 CERTIFIED COMPANY


26-27, Mumbai-Pune Road, Pimpri, Pune - 411018, India
 Tel: 020-27506200 | Fax: 020-27472239
 Visit us at: www.finolex.com | Email: sales@finolex.com
 CIN: L31300MH1967PLC016531

Finolex gets people together

For technical literature please contact our Branch Offices:

Ahmedabad: Tel: 079-26584637, 26575639 | **Bangalore:** Tel: 080 25320176 |
Bhubaneswar: Tel: 0674-2530053 | **Chennai:** Tel: 044-28231514, 28284142 |
Chandigarh: Tel: 0172-5076631, 2637334 | **Cochin:** Tel: 0484-2408930, 2408492 |
Coimbatore: Tel: 0422-2333939/40 | **Dharwad:** Tel: 0836-2746440 | **Goa:** Tel: 0832-2782003, 2782065 | **Gurgaon:** Tel: 0124-4382304 | **Guwahati:** Tel: 0361-2490067 |
Indore: Tel: 0731-2802646 | **Jaipur:** Tel: 0141-2332526/29 | **Kolkata:** Tel: 033-24192494, 24192495 | **Lucknow:** Tel: 0522-2439815, 4035031 | **Ludhiana:** Tel: 0161-2804005 | **Mumbai:** Tel: 022-22873252, 22820062 | **New Delhi:** Tel: 011-23324748, 23353160 | **Patna:** Tel: 0612-2589835 | **Pune:** Tel: 020-27475963, 27506200 | **Raipur:** Tel: 0771-2885595 | **Ranchi:** Tel: 0651-2284758 | **Roorkee:** Tel: 01332-224068 |
Secunderabad: Tel: 040-27721224, 27811161 | **Vijayawada, Vadodara, Pondicherry:**

Sample card available on request



All information given herein is in good faith. Finolex shall not be liable for any damages arising out of incorrect use or interpretation. The Company reserves the right to change any of the above specifications without any prior notice.

In order to derive maximum benefit and utilisation of our products, we advise that these products are stored, installed and commissioned as per the norms prevailing in the place of installation. When decommissioned, these should be disposed using appropriate methods/process specified in respective state / location of use so as not to affect the environment adversely.