

Lyncus™
Change to today



TIME TO CHANGE TO TODAY

LIKE YOUR HOMES ALREADY HAVE

 **legrand**®
LIVE THE ADVANTAGE



LYNC

THE NEW

FROM

LEGRAND

U S ,

R A N G E

Our homes are changing at a speed like never before. What's cutting edge today is outdated tomorrow. In this landscape, Legrand is developing ever new technologies and bringing them to consumers.

In labs across the world, Legrand is always busy researching and developing new products in electrical and digital building infrastructure. More than 5% of our budgets are dedicated to this goal. And because our customers need products that go beyond technology, that bring design value as well, our focus is on both. We call it Designeering.

Our new Lyncus range is a culmination of all these values. The sleek minimalist look is perfectly in sync with the technology that sets this range apart. Easy to install, easy to use and easy on the eyes. In other words, welcome to a range tailor made for your modern home.



CLEAN AND MINIMAL WITH JUST A TOUCH OF QUIRK

Today's homes need a range that mirrors their look. A modern sleek look with clean lines. A look that is chic and futuristic. Our new Lyncus range brings this aesthetic to your home, but with a subtle touch that adds character to every room.



TOUCH

THE

Touch switches
that are sensitive
to your every whim

PERFECTI



Touch Fan Regulator



Touch Bell Push




Touch Switch

ON

**NO CLICKS, NO CLACKS,
JUST SMOOTH OPERATING.**



Universal Touch Dimmer



**Universal Dimmer for all types
of dimmable loads including LED**




Combi Twin USB

Twin USB Charger
for both type A
and type C USBs



SAY GOODBYE TO PLUGS

Today's homes have so many more gadgets per person than before. That's why you'll find these USB chargers very convenient. Now you can charge 3 gadgets at the same time.





Wireless Induction Charger*



SAY GOODBYE TO WIRES

Say hello to our new wireless Induction Charger. All you have to do is slip your phone in and charging begins automatically. It also has a built-in USB port. So you can charge other devices like your tablet or your Bluetooth speaker while charging your phone. No more tangled wires and lost plugs!

*Only charges compatible phones with induction receiver technology

**THE SPEAKER CAN BE EMBEDDED IN THE CEILING
AND RESPONDS TO THE BLUETOOTH RECEIVER.**



Bluetooth Receiver



Ceiling Loud Speaker



BLUETOOTH IS THE NEW MANTRA

The bluetooth receiver connects your phone or your laptop to the speaker so you can play music from anywhere in your home.



Reading Light

SHINE ON ME

Sleek, hardy, ready to turn smoothly in any direction of your choice.





Remote Control Unit

**THIS REMOTE LETS YOU CONTROL 4 LIGHTS
AND 1 FAN WITHOUT TAKING ANY TROUBLE.**

DON'T GET UP



Any four lights can be controlled with this remote, one at a time or all together.



One fan can be switched on or off and its speed can be increased or decreased.






Our new rockers come with a signature pinch that amplifies the aesthetics of your home - that are a cut above the rest, quite literally.



ROCKERS WITH A TWIST



**THE RANGE
YOUR BEST GIZMOS
DESERVE.**



Brushed

White

Chic Grey

Champagne

Matt Silver


Alu Sunset



COLOUR ME CHIC



Lyncus plates come in 6 trendy shades, perfect for modern homes and tastes.





Switches are ISI marked as per the latest IS 3854:1997
First time in India- Unique Signature design

Pack	Cat.Nos	Switches 6 A 230 V AC		No. of modules	MRP*
20/200	6 772 00		6 A Switch 1 W	1	76
20/200	6 772 01		6 A Switch 2 W	1	132
20/200	6 772 02		6 A Switch 1 W with indicator	1	132
20/200	6 772 03		6 A Switch 1 W with "Light" marking	1	124
20/200	6 772 04		6 A Switch 1 W with "Fan" marking	1	124
Switches 10 A 230 V AC					
10/100	6 772 05		10 A Switch 1 W	2	160
10/100	6 772 06		10 A Switch 2 W	2	188
10/100	6 772 07		10 A Intermediate switch	2	1064
10/100	6 772 08		10 A Switch 1 W with indicator	2	204
Switches 16 A 230 V AC					
20/200	6 772 09		16 A Switch 1 W	1	146
20/200	6 772 10		16 A Switch 2 W	1	184
20/200	6 772 11		16 A Switch 1 W with indicator	1	190


Pack	Cat.Nos	Switches 20 A 230 V AC		No. of modules	MRP*
20/200	6 772 12		20 A Switch 1 W	1	222
10/100	6 772 13		20 A DP Switch 1 W	2	322
10/100	6 772 14		20 A DP Switch 1 W with indicator	2	328
10/100	6 772 15		20 A Switch 2 W	2	366
Switches 25 A 230 V AC					
20/200	6 772 16		25 A SP 1 W switch with indicator	1	230
Switches 32 A 230 V AC					
10/100	6 772 17		32 A DP Switch with indicator	2	442

Lyncus™

Push buttons



6 772 20 6 772 21 6 772 22



6 772 23



6 772 24


Pack	Cat.Nos	Push button 6 A 230 V AC	No. of modules	MRP*
20/200	6 772 18	6 A Push button SP	1	106
20/200	6 772 19	6 A Push button SP with indicator	1	152
20/200	6 772 20	6 A Bell push	1	138
20/200	6 772 21	6 A Bell push with indicator	1	166
10/100	6 772 22	6 A Bell push	2	184
10/100	6 772 23	6 A Bell push with indicator	2	274
5/50	6 772 24	LED indicator for switches	-	28

Lyncus™

Sockets



6 772 25 6 772 26 6 772 27 6 772 28




6 772 30 6 772 32

Pack	Cat.Nos	Sockets 240 V AC	No. of modules	MRP*
Conforming to IS 1293 : 1988 Shuttered for Child Safety Shutter opens only with phase and neutral insertion simultaneously.				
20/200	6 772 25	6/16 A 2 Pin Euro US socket	1	236
5/50	6 772 26	16 A 3 Pin Switched socket	3	462
10/100	6 772 27	Multistandard socket 6/10/13 A 2/3 Pin for 250 V AC 15 A for 127 V type 2 Pin	2	246
20/200	6 772 28	6 A 5 Pin universal socket	2	188
5/50	6 772 29	6/16 A socket	3	288
10/100	6 772 30	6/16 A socket	2	244
10/100	6 772 31	6/16 A Euro socket	2	250
10/100	6 772 32	25 A socket	2	250



6 772 36 6 772 40 6 772 43 6 772 48 6 772 87

Pack	Cat.Nos	Dimmers and fan regulators		No. of modules	MRP*
		Fan regulators with ISI mark Fan regulators with ease of speed selection Fan regulator models available to suite all ceiling fans High capacity sturdy design light dimmers			
5/50	6 772 36		Rotary light dimmer 400 W	1	446
10/100	6 772 37		Rotary light dimmer 500 W	2	568
5/50	6 772 39		Fan step regulator 100 W	1	408
10/100	6 772 40		Fan step regulator 100 W 360 degree	2	504
10/100	6 772 41		Fan step regulator 120 W 360 degree	2	574
1/10/100	6 772 42		Fan step regulator 70 W	2	552
		Emergency light			
		Unique portable torch design with battery backup White light for better visibility			
1/12	6 772 43		Removable LED lamp	2	2000
		Skirting light			
5/25	6 772 48		LED skirting light	3	370
		Indicator			
10/100	6 772 87		Indicator unit 1 module with transparent LED & colored labels	1	646



6 772 49 6 772 50 6 772 51 6 772 52 6 773 03

Pack	Cat.Nos	Bell call indicator		No. of modules	MRP*
20/200	6 772 49		Bell call indicator 240 V AC	1	734
		Buzzer			
20/200	6 772 50		Buzzer 230 V AC	1	492
		Infrared sensors			
		High sensitive design with sensitivity and time adjustment Suitable for all type of loads			
1/50	6 772 51		Infrared sensor 400 W	2	1296
		Remote unit			
		Sleek, high quality, modular 4 switch remote unit Suitable for all type of loads			
1/5/20	6 772 52		Remote control unit for light & fan	4	2770
1/5/30	6 773 03		Remote control hand unit	-	518

Lyncus™

Hospitality function




6 772 53 + 6 772 55

6 772 56

6 772 57

6 772 58

Pack	Cat.Nos	Hotel Keycard switch	No. of modules	MRP*
1/10	6 772 53	16 A Key card switch Suitable for all type of loads Isolated contacts for switch function	2	2382
10/100	6 772 55	16 A Key card switch 	-	86
10/100	6 772 56	DND & MMR indicator with bell push	2	260
10/100	6 772 57	Internal control unit for DND & MMR	2	216
1/16	6 772 58	Shaver socket Compact design for modular installation Ease for voltage selection Shaver socket 115/230 V MonoBlock with plate (For Legrand boxes only)	2	1814

Lyncus™

Sockets and connectors



6 772 60

6 772 62

6 772 63

6 772 64

6 772 67


6 772 68

6 772 69

Pack	Cat.Nos	TV sockets	No. of modules	MRP*
20/200	6 772 60	TV coaxial socket	1	138
20/200	6 772 62	Telephone socket RJ11	1	128
20/200	6 772 63	Telephone socket double RJ11	1	216
20/200	6 772 64	RJ 45 Cat 5 UTP	1	366
20/200	6 772 65	RJ 45 cat 6 UTP	1	512
Audio video connectors				
Used to transmit high-definition digital/analog audio/video streams between a source (Blu-ray player, computer) and a compatible receiver (TV, LCD video projector...)				
1/10	6 772 67	Preterminated audio video connector (RCA)	1	1244
1/10	6 772 68	Preterminated HDMI socket	1	1526
1/10	6 772 69	Preterminated projector connector	1	1526



6 772 70



6 772 71




6 772 72

Pack	Cat.Nos	Sound (Volume controller)	No. of modules	MRP*
1/10/100	6 772 70	Suitable for 8 Ohms, 3 Watts (RMS) speaker	2	828
Motor starter				
1/10/100	6 772 71	16 A Motor starter	2	468
1/10/100	6 772 72	25 A Motor starter	2	468
VSP				
20/200	6 772 74	Voltage surge protector 230 V	1	1482
Modular MCB (IS : 60898:2002)				
Superior design tested as per IS standrad Modular size in different true current capacities				
1/10/100	6 772 81	16 A MCB SP C curve	1	310
1/10/100	6 772 82	20 A MCB SP C curve	1	310
1/10/100	6 772 83	32 A MCB SP C curve	1	310




6 772 88




6 772 89




6 772 90



6 772 92



6 772 94



6 772 95

+



Pack	Cat.Nos	USB chargers (IS13252 (Part 1) / IEC 60950-1)	No. of modules	MRP*
Complete family of USB chargers available First time in India - USB C type Charger for fast charging With mandatory CRS marking				
1/5/50	6 772 88	USB Charger 1000 mA Type A	1	596
1/10/100	6 772 89	Double USB charger 3000 mA Type A & Type C	2	1820
1/5/50	6 772 90	USB charger 1500 mA Type C	1	876
Combi (Socket + USB)				
Combi USB tested for optimum operation with high output efficiency				
1/5/50	6 772 92	Combi twin USB 2400 mA multistandard socket Type A	3	2100
1/5/50	6 772 94	Combi twin USB 2400 mA multistandard socket Type A & Type C	3	2310
Wireless charger**				
Efficient charging tested as per international standard Modular installation Mobile holder present Available USB for wire charging				
1/10	6 772 95	Wireless charger + Type-A USB 1 A - 5 V charger with one 2.4 A USB Port to power a second device	2	5704

** Charging only with wireless compatible phone having induction receiver technology

Lyncus™

Electronic function (contd.)



6 772 98 6 772 99 6 773 04 6 773 09 6 773 10 6 773 06 6 773 05 6 773 15 6 773 16 6 772 75 6 772 76

Pack	Cat.Nos		No. of modules	MRP*		No. of modules	MRP*
Loud speakers							
1/6	6 772 98	<p>Compact 10W RMS easy hooking intallation 86db high sensitivity Ideal for living room, kitchen, Bedroom, offices, canteen</p> <p>Loudspeaker for false ceiling & plaster board 8 Ohms 10 W rms</p>	-	1814			
Sound diffusion							
1/10/100	6 772 99#	<p>Bluetooth tested as per international standards Voice messages for easy understanding Compact 2 M design with all control functions Inbuilt amplifier, 1.5 WRMS with 8ohms Ideal for living room, kitchen, Bedroom, offices, canteen... Greater than 8 m range</p> <p>Bluetooth sound diffusion</p>	2	4002			
Rotary dimmer universal							
1/10/120	6 773 04	<p>First time in India-High quality universal dimmer for all type of light loads including LED loads Comes in 1 module</p> <p>Rotary LED light dimmer 50 W</p>	1	1814			
Touch switches							
1/50	6 773 09	<p>Range of touch switches Tested for > 40000 switching operations at full load Capacitive touch activation with big touch area for ON THE GO switching</p> <p>6 A Touch switch 1 W</p>	2	2758			
1/50	6 773 10	<p>6 A Touch switch 2 W</p>	2	3184			
1/50	6 773 13	<p>16 A Touch switch 1 W</p>	2	3184			
1/50	6 773 06	<p>6 A Touch bell push</p>	2	2758			
Touch regulator & dimmer							
1/50	6 773 05	<p>5 step touch fan regulator Universal scroll type light dimmer for all type of loads</p> <p>Touch fan regulator 100 W</p>	2	3184			
1/50	6 773 15	<p>300 W Universal LED touch dimmer with scroll dimming</p>	2	3184			
Reading light							
1/12	6 773 16	<p>Modular & Flexible handy light with brightness adjustment Ideal for bedside or table wall installation Warm white light for comfortable reading</p> <p>Reading LED light (warm white)</p>	2	1556			
Accessories							
20/200	6 772 75	Cable outlet 8 mm	1	120			
20/200	6 772 76	Blanking plate	1	30			
10/100	6 772 77	Blanking plate	2	44			

To be introduced shortly



Switches are ISI marked as per the latest IS 3854:1997
First time in India- Unique Signature design

Pack	Cat.Nos	Switches 6 A 230 V AC	No. of modules	MRP*
20/200	6 774 00	6 A Switch 1 W	1	86
20/200	6 774 01	6 A Switch 2 W	1	152
20/200	6 774 02	6 A Switch 1 W with indicator	1	152
20/200	6 774 03	6 A Switch 1 W with "Light" marking	1	142
20/200	6 774 04	6 A Switch 1 W with "Fan" marking	1	142
Switches 10 A 230 V AC				
10/100	6 774 05	10 A Switch 1 W	2	184
10/100	6 774 06	10 A Switch 2 W	2	216
10/100	6 774 07	10 A Intermediate switch	2	1224
10/100	6 774 08	10 A Switch 1W With indicator	2	236
Switches 16 A 230 V AC				
20/200	6 774 09	16 A Switch 1 W	1	168
20/200	6 774 10	16 A Switch 2 W	1	212
20/200	6 774 11	16 A Switch 1 W with indicator	1	222

Pack	Cat.Nos	Switches 20 A 230 V AC	No. of modules	MRP*
20/200	6 774 12	20 A Switch 1 W	1	254
10/100	6 774 13	20 A DP Switch 1 W	2	370
10/100	6 774 14	20 A DP Switch 1 W with indicator	2	376
10/100	6 774 15	20 A Switch 2 W	2	422
Switches 25 A 230 V AC				
20/200	6 774 16	25 A SP 1 W switch with indicator	1	264
Switches 32 A 230 V AC				
10/100	6 774 17	32 A DP switch with indicator	2	506

Lyncus™

Push buttons




6 774 18 6 774 19 6 774 20 6 774 21 6 774 22 6 774 23

Pack	Cat.Nos	Push button 6 A 230 V AC	No. of modules	MRP*
20/200	6 774 18	6 A Push button SP	1	124
20/200	6 774 19	6 A Push button SP with indicator	1	174
20/200	6 774 20	6 A Bell push	1	156
20/200	6 774 21	6 A Bell push with indicator	1	188
10/100	6 774 22	6 A Bell push	2	210
10/100	6 774 23	6 A Bell push with indicator	2	316


Lyncus™

Sockets



6 774 27 6 774 28 6 774 29 6 774 31 6 774 32


Pack	Cat.Nos	Sockets 240 V AC	No. of modules	MRP*
Conforming to IS 1293 : 1988 Shuttered for Child Safety Shutter opens only with phase and neutral insertion simultaneously.				
20/200	6 774 25	6/16 A 2 Pin Euro US socket	1	268
10/100	6 774 27	Multistandard socket 6/10/13 A 2/3 Pin for 250 V AC 15A for 127 V Type 2 Pin	2	282
20/200	6 774 28	6 A 5 Pin universal socket	2	216
5/50	6 774 29	6/16 A Socket	3	330
10/100	6 774 30	6/16 A Socket	2	280
10/100	6 774 31	6/16 A Euro socket	2	286
10/100	6 774 32	25 A Socket	2	286



6 774 37

6 774 39

Pack	Cat.Nos	Dimmers and fan regulators		No. of modules	MRP*
		Fan regulators with ISI mark Fan regulators with ease of speed selection Fan regulator models available to suite all ceiling fans High capacity sturdy design light dimmers			
5/50	6 774 36		Rotary light dimmer 400 W	1	512
10/100	6 774 37		Rotary light dimmer 500 W	2	656
5/50	6 774 39		Fan step regulator 100 W	1	470
10/100	6 774 40		Fan step regulator 100 W 360 degree	2	580
10/100	6 774 41		Fan step regulator 120 W 360 degree	2	660
1/10/100	6 774 42		Fan step regulator 70 W	2	636



6 774 49

6 774 50

6 774 52

6 773 03

Pack	Cat.Nos	Skirting light		No. of modules	MRP*
5/25	6 774 48		LED Skirting light	3	426
20/200	6 774 49		Bell call indicator Bell call indicator 240 V AC	1	842
20/200	6 774 50		Buzzer Buzzer 230 V AC	1	568
1/5/20	6 774 52		Remote unit Sleek, high quality, modular 4 switch remote unit Suitable for all type of loads Remote control unit for light & fan	4	3184
1/5/30	6 773 03		Remote control hand unit	-	518

Lyncus™

Hospitality functions




Pack	Cat.Nos	Hotel keycard switch	No. of modules	MRP*
1/10	6 774 53	16 A Key card switch Suitable for all type of loads Isolated contacts for switch function	2	2742
10/100	6 772 55	16 A Key card switch Credit card size Key fob	-	86
10/100	6 774 56	Hotel "DND and MMR" functions DND & MMR indicator with bell push	2	300
10/100	6 774 57	Internal control unit for DND & MMR	2	246
1/16	6 774 58	Shaver socket Compact design for modular installation Ease for voltage selection	2	2086

Lyncus™

Sockets and connectors



Pack	Cat.Nos	TV sockets	No. of modules	MRP*
20/200	6 774 60	TV coaxial socket	1	156
20/200	6 774 62	Data & voice Telephone socket RJ11	1	148
20/200	6 774 63	Telephone socket double RJ11	1	250
20/200	6 774 64	RJ45 Cat 5 UTP	1	402
20/200	6 774 65	RJ45 Cat 6 UTP	1	564
1/10	6 774 67	Audio Video connectors Used to transmit high-definition digital/analog audio/video streams between a source (Blu-ray player, computer) and a compatible receiver (TV, LCD video projector...) Preterminated audio video connector	1	1430
1/10	6 774 68	Preterminated HDMI socket	1	1752
1/10	6 774 69	Preterminated projector connector	1	1752
1/10/100	6 774 70	Sound (Volume controller) Suitable for 8 Ohms, 3 watts (RMS) speaker	2	952



6 774 88 6 774 89 6 774 90



6 774 24 6 774 75 6 774 76

Pack	Cat.Nos	USB chargers (IS13252 (Part 1) / IEC-60950-1)	
Complete family of USB chargers available First time in India - USB C type Charger for fast charging With mandatory CRS marking			
1/5/50	6 774 88	USB Charger 1000 mA Type A	No. of modules MRP* 1 686
1/10/100	6 774 89	Double USB Charger 3000 mA Type A & Type C	2 2092
1/5/50	6 774 90	USB Charger 1500 mA Type C	1 1008
Combi (Socket + USB)			
Combi USB tested for optimum operation with high output efficiency			
1/5/50	6 774 92	Combi twin USB 2400 mA multistandard socket Type A	3 2414
1/5/50	6 774 94	Combi twin USB 2400 mA multistandard socket Type A & Type C	3 2658

Pack	Cat.Nos	Sound diffusion	
Bluetooth tested as per international standards Voice messages for easy understanding Compact 2M design with all control functions Inbuilt amplifier, 1.5 WRMS with 8ohms Ideal for living room, kitchen, Bedroom, offices, canteen... Greater than 8m range			
1/10/100	6 774 99*	Bluetooth sound diffusion	No. of modules MRP* 2 4600
Rotary dimmer universal			
First time in India-High quality universal dimmer for all type of light loads including LED loads Comes in 1 module			
1/10/120	6 774 24	Rotary LED dimmer 50 W	1 2086
Accessories			
20/200	6 774 75	Cable outlet 8 mm	1 140
20/200	6 774 76	Blanking plate	1 34

To be introduced shortly

Lyncus™

Plate with frame



6 775 02

6 775 04



6 775 06

6 775 08



6 775 22

6 775 24




6 775 26

6 775 28

Pack	Cat.Nos	Plate frame white	No. of modules	Dimension (mm)	MRP*
20/200	6 775 01	Classic white plate + frame	1	86 x 86	84
20/200	6 775 02	Classic white plate + frame	2	86 x 86	84
10/100	6 775 03	Classic white Plate + Frame	3	86 x 121	110
10/100	6 775 04	Classic white Plate + Frame	4	86 x 146	120
5/50	6 775 06	Classic white Plate + Frame	6	86 x 224	152
5/50	6 775 08	Classic white Plate + Frame (H)	8	86 x 245	196
5/25	6 775 09	Classic white Plate + Frame	2x4	172 x 146	202
10	6 775 12	Classic white Plate + Frame	12	172 x 224	282
10	6 775 16	Classic white Plate + Frame	16	172 x 224	330
10	6 775 18	Classic white Plate + Frame	18	240 x 224	442

Pack	Cat.Nos	Plate frame chic grey	No. of modules	Dimension (mm)	MRP*
20/200	6 775 21	Chic grey plate + Frame	1	86 x 86	106
20/200	6 775 22	Chic grey plate + Frame	2	86 x 86	106
10/100	6 775 23	Chic grey plate + Frame	3	86 x 121	146
10/100	6 775 24	Chic grey plate + Frame	4	86 x 146	154
5/50	6 775 26	Chic grey plate + Frame	6	86 x 224	196
5/50	6 775 28	Chic grey plate + Frame (H)	8	86 x 245	260
5/25	6 775 29	Chic grey plate + Frame	2x4	172 x 146	260
10	6 775 32	Chic grey plate + Frame	12	172 x 224	366
10	6 775 36	Chic grey plate + Frame	16	172 x 224	422
10	6 775 38	Chic grey plate + Frame	18	240 x 224	580



6 775 42




6 775 44




6 775 46




6 775 48



6 775 62



6 775 64



6 775 66




6 775 68

Pack	Cat.Nos	Plate frame brushed	No. of modules	Dimension (mm)	MRP*
20/200	6 775 41	Brushed silver plate + Frame	1	86 x 86	112
20/200	6 775 42	Brushed silver plate + Frame	2	86 x 86	112
10/100	6 775 43	Brushed silver plate + Frame	3	86 x 121	154
10/100	6 775 44	Brushed silver plate + Frame	4	86 x 146	162
5/50	6 775 46	Brushed silver plate + Frame	6	86 x 224	208
5/50	6 775 48	Brushed silver plate + Frame (H)	8	86 x 245	272
5/25	6 775 49	Brushed silver plate + Frame	2x4	172 x 146	272
10	6 775 52	Brushed silver plate + Frame	12	172 x 224	386
10	6 775 56	Brushed silver plate + Frame	16	172 x 224	446
10	6 775 58	Brushed silver plate + Frame	18	240 x 224	608

Pack	Cat.Nos	Plate frame Alu sun set	No. of modules	Dimension (mm)	MRP*
20/200	6 775 61	Alu sun set plate + Frame	1	86 x 86	110
20/200	6 775 62	Alu sun set plate + Frame	2	86 x 86	110
10/100	6 775 63	Alu sun set plate + Frame	3	86 x 121	146
10/100	6 775 64	Alu sun set plate + Frame	4	86 x 146	160
5/50	6 775 66	Alu sun set plate + Frame	6	86 x 224	202
5/50	6 775 68	Alu sun set plate + Frame	8	86 x 245	260
5/25	6 775 69	Alu sun set plate + Frame	2x4	172 x 146	264
10	6 775 72	Alu sun set plate + Frame	12	172 x 224	378
10	6 775 76	Alu sun set plate + Frame	16	172 x 224	434
10	6 775 78	Alu sun set plate + Frame	18	240 x 224	594

Lyncus™

Plate with frame




6 775 82

6 775 84




6 775 86

6 775 88



6 776 02

6 776 04



6 776 06









6 776 08


Pack	Cat.Nos	Plate frame champagne	No. of modules	Dimension (mm)	MRP*
20/200	6 775 81	Champagne plate + Frame	1	86 x 86	110
20/200	6 775 82	Champagne plate + Frame	2	86 x 86	110
10/100	6 775 83	Champagne plate + Frame	3	86 x 121	146
10/100	6 775 84	Champagne plate + Frame	4	86 x 146	160
5/50	6 775 86	Champagne plate + Frame	6	86 x 224	202
5/50	6 775 88	Champagne plate + Frame (H)	8	86 x 245	260
5/25	6 775 89	Champagne plate + Frame	2x4	172 x 146	264
10	6 775 92	Champagne plate + Frame	12	172 x 224	378
10	6 775 96	Champagne plate + Frame	16	172 x 224	434
10	6 775 98	Champagne plate + Frame	18	240 x 224	594

Pack	Cat.Nos	Plate frame matt silver	No. of modules	Dimension (mm)	MRP*
20/200	6 776 01	Matt silver plate + Frame	1	86 x 86	110
20/200	6 776 02	Matt silver plate + Frame	2	86 x 86	110
10/100	6 776 03	Matt silver plate + Frame	3	86 x 121	146
10/100	6 776 04	Matt silver plate + Frame	4	86 x 146	160
5/50	6 776 06	Matt silver plate + Frame	6	86 x 224	202
5/50	6 776 08	Matt silver plate + Frame (H)	8	86 x 245	260
5/25	6 776 09	Matt silver plate + Frame	2x4	172 x 146	264
10	6 776 12	Matt silver plate + Frame	12	172 x 224	378
10	6 776 16	Matt silver plate + Frame	16	172 x 224	434
10	6 776 18	Matt silver plate + Frame	18	240 x 224	594










6 890 07 6 890 08 6 890 09 6 890 10

Pack	Cat.Nos	Metal flush boxes	No. of modules	MRP*
40	6 890 07	 Flush box - 1/2 module	1/2	98
40	6 890 08	 Flush box - 3 module	3	98
40	6 890 09	 Flush box - 4 module	4	132
40	6 890 10	 Flush box - 6 module	6	206
40	6 890 42	 Flush box - 8 module	8	242
20	6 890 31	 Flush box - 8 module (2 row x 4)	8	240
10	6 890 11	 Flush box - 12/16 (2 row x 6) module	12/16	364
10	6 890 12	 Flush box - 18 module	18	458



6 733 03 6 733 04

Pack	Cat.Nos	Plastic surface boxes	No. of modules	MRP*
10/50	6 733 02	 Surface box - 1/2 module	1/2	66
5/35	6 733 03	 Surface box - 3 module	3	80
5/25	6 733 04	 Surface box - 4 module	4	92
1/10	6 733 06	 Surface box - 6 module	6	118
1/5	6 733 08	 Surface box - 8 module	8	174
1/5	6 733 05	Surface box - 8 (2 row x 4) module	8	168
Metal surface boxes				
1/6	6 890 21	 Surface box - 12/16 (2 row x 6) module	12/16	418
1/4	6 890 22	 surface box - 18 module	18	440

Lyncus™

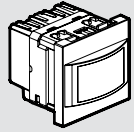
infrared sensor switch 400 W

Technical data

Infrared sensor switch


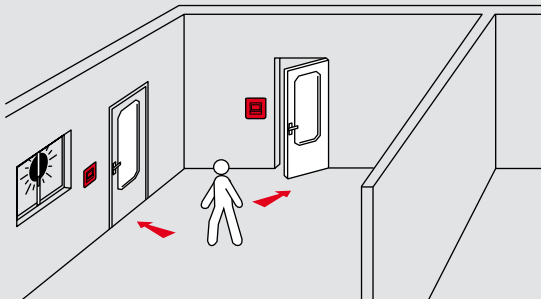
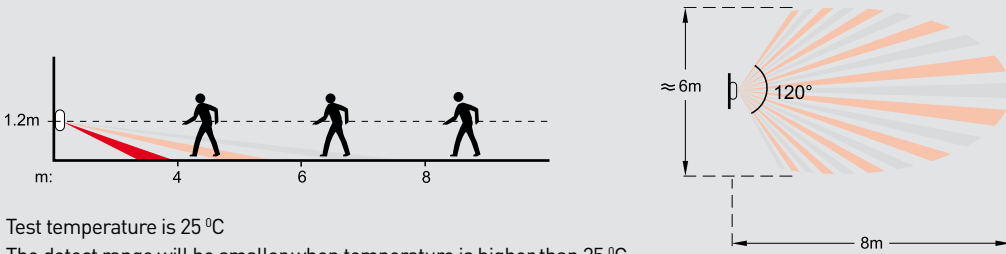
Cat.No 6 772 51

Characteristics

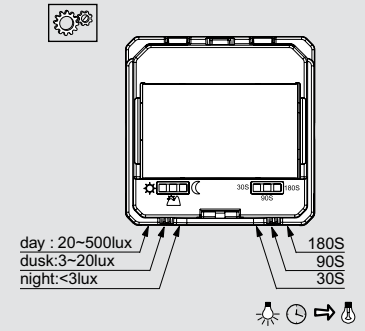
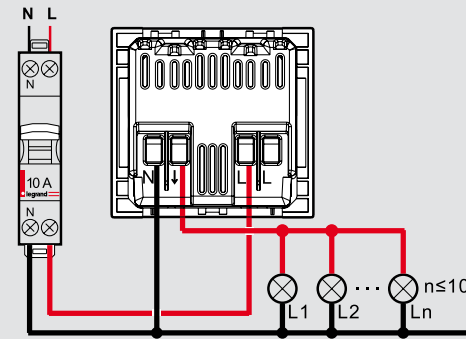


-5 °C/+45 °C	-10 °C/+70 °C	40 mm	100 - 240 V~ 50 / 60 Hz	1~4 mm ²
PIR	day/dusk/night	30S/90S/180S	40 m ²	

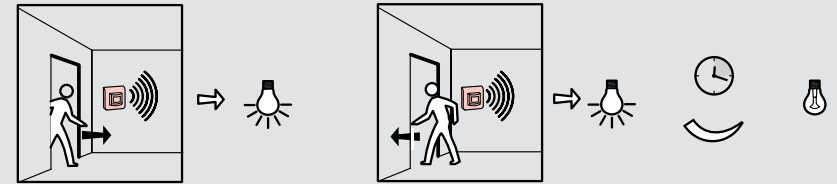
	①	②	③	④	⑤	⑥	⑦
230 V~	400 W	200 VA	200 VA	200 VA	200 VA	100 VA	100 VA
110 V~	200 W	100 VA	100 VA	100 VA	100 VA	50 VA	50 VA
	1.7 A	0.85 A	0.85 A	0.85 A	0.85 A	0.42 A	0.42 A



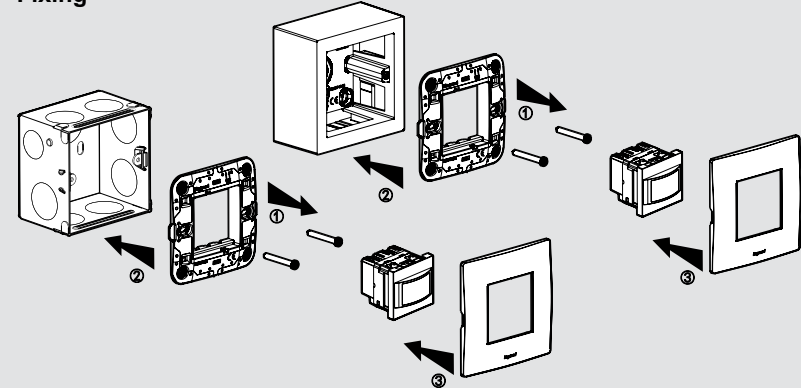
Wiring



Working



Fixing



⚠ Safety instructions

This product should be installed preferably by a qualified electrician. Incorrect installation and use can entail risk of electric shock or fire. Before carrying out the installation, read the instructions and take account of the product's specific mounting location. Do not open up the device. All Legrand products must be exclusively opened and repaired by personnel trained and approved by LEGRAND. Any unauthorized opening or repair completely cancels all liabilities and the rights to replacement and guarantees. Only use genuine accessories.

Technical data

Shaver socket

Cat.Nos 6 772 58 / 6 774 58

Characteristics

--	--	--	--	--	--

Application

This product will be used in hotel, it can provide safe power for electric shavers. The standby power is 0W, no plug in no output power (please take care, this output to be used for electric shavers only.)

Technical partmeter

Input: 230 V~50/60 Hz

Output: 230 V~50/60 Hz or 115 V~50/60 Hz

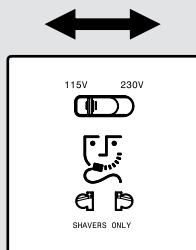
Operation

Slide switch configuration

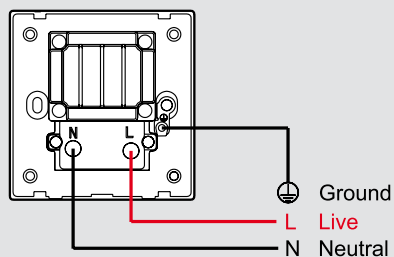
1. Switch set to 115 V~, output is 115 VAC.
2. Switch set to 230 V~, output is 230 VAC.

Caution

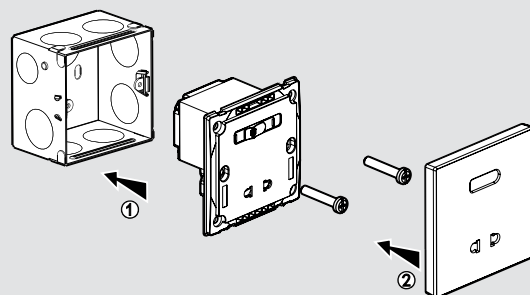
1. Do not use for other application, except shaver.
2. Before plug in the shaver socket, please confirm the voltage of your product, set the right voltage 115 V or 230 V.



Wiring



Fixing




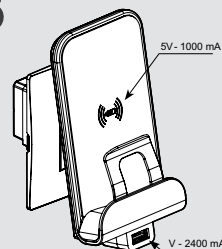
⚠ Safety instructions

This product should be installed preferably by a qualified electrician. Incorrect installation and use can entail risk of electric shock or fire. Before carrying out the installation, read the instructions and take account of the product's specific mounting location. Do not open up the device. All Legrand products must be exclusively opened and repaired by personnel trained and approved by LEGRAND. Any unauthorized opening or repair completely cancels all liabilities and the rights to replacement and guarantees. Only use genuine accessories.

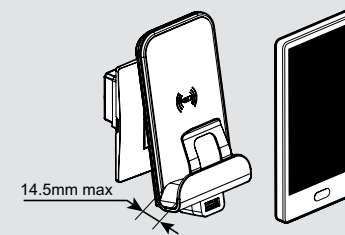
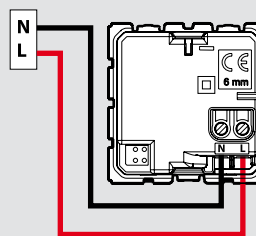
Technical data

Wireless charger

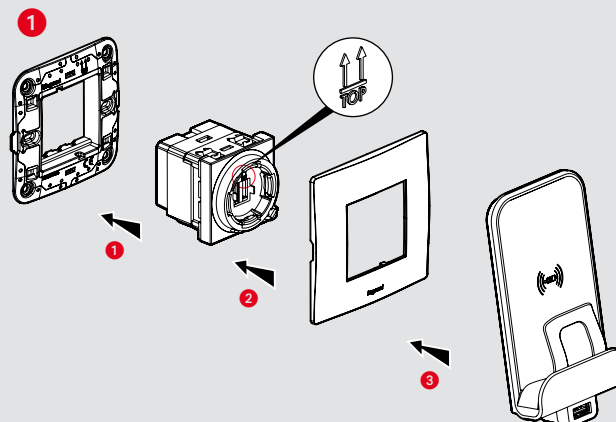
Cat.No 6 772 95



WPC Qi - EN 62479 - ICNIRP



Wireless charging only with compatible mobile phonesharing induction receiver technology



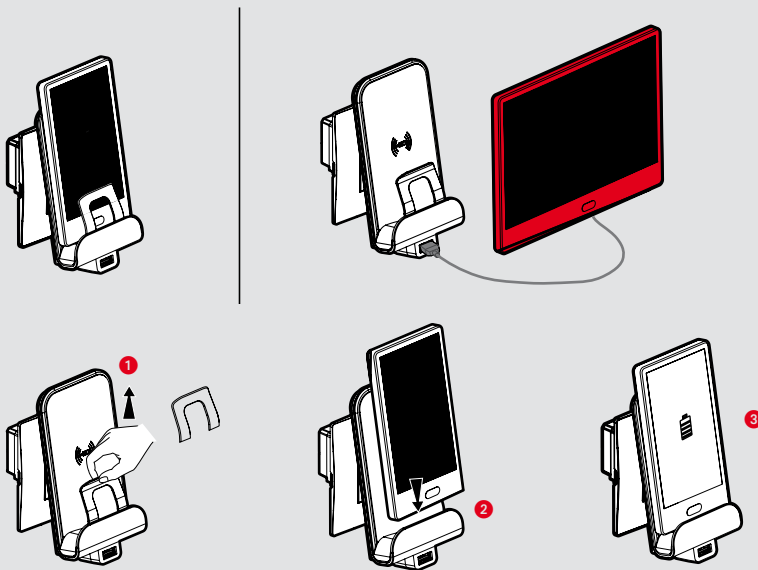
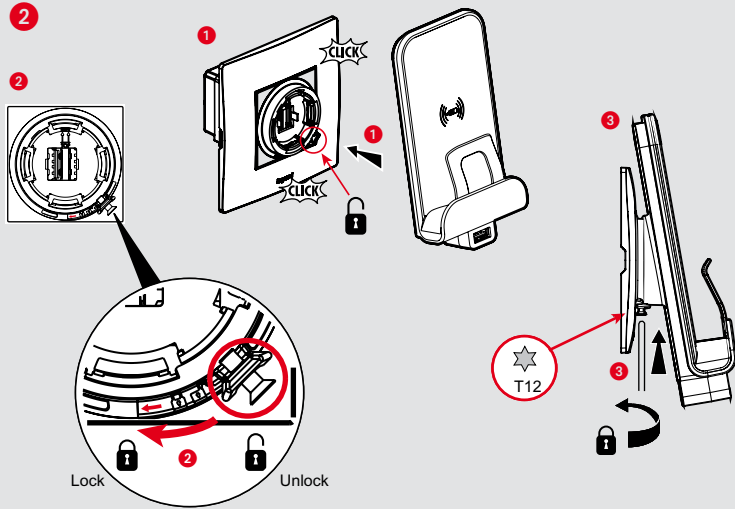
Lyncus™

wireless charger (contd.)

Technical data

Wireless charger (contd.)

Cat.No 6 772 95



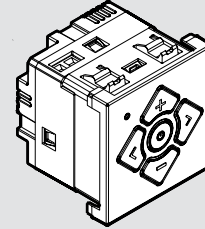
Lyncus™

Bluetooth Sound Receiver

Technical data

Bluetooth Sound Receiver

Cat.Nos 6 772 99 / 6 774 99

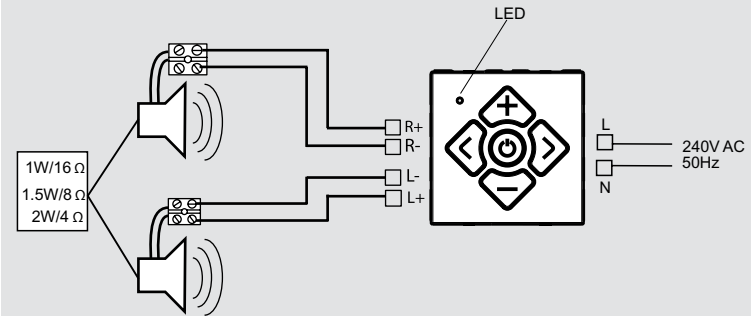


Utilization

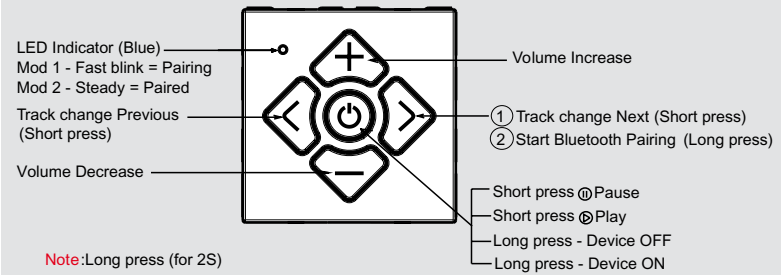
			Bluetooth (A2DP)		Works with Bluetooth technology devices
100-240 V AC	STEREO 2X1.5 W	4 mA Max AC	> 8 m	40° 0°	
	1 WX2/16 Ω 1.5 WX2/8 Ω 2 WX2/4 Ω			+5 °C +45 °C	

Bluetooth device Name - "legrand"

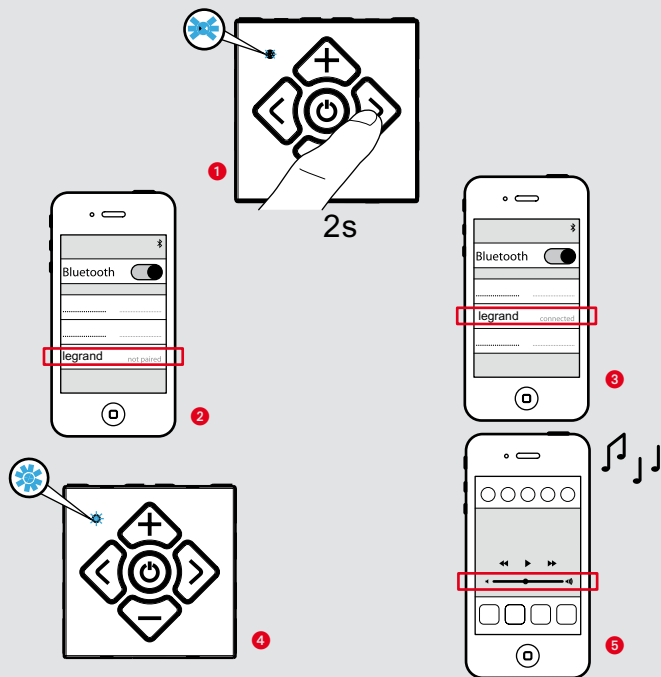
Wiring



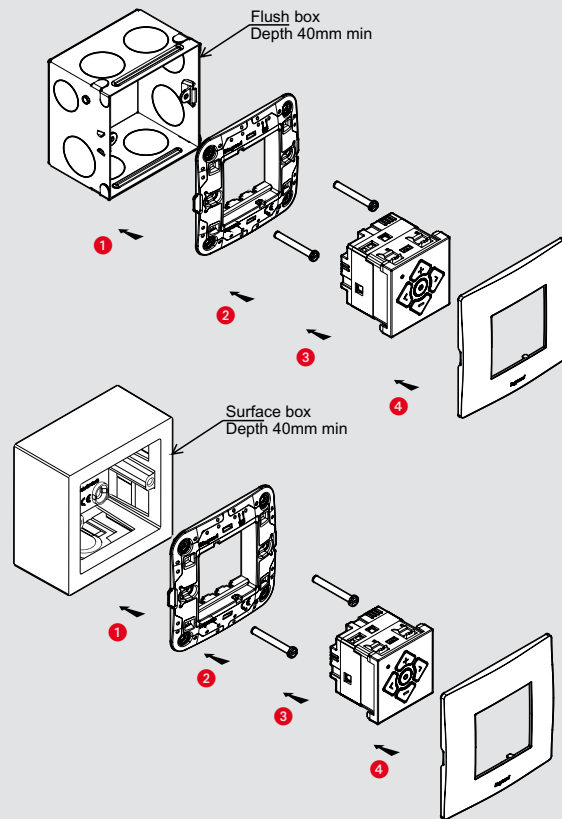
Function



Technical data
Bluetooth Connection



Mounting



Safety instructions



This product should be installed in line with installation rules, preferably by a qualified electrician. Incorrect installation and use can lead to risk of electric shock or fire. Before carrying out the installation, read the instructions and take account of the product's specific mounting location.

Do not open up, dismantle, alter or modify the device except where specifically required to do so by the instructions. All Legrand products must be opened and repaired exclusively by personnel trained and approved by Legrand. Any unauthorized opening or repair completely cancels all liabilities and the rights to replacement and guarantees.

Use only Legrand brand accessories.

Lyncus™

rotary LED dimmer

Technical data

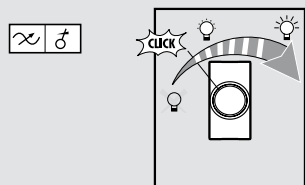
Rotary LED dimmer 1 M 50 W

Cat.Nos 6 773 04 / 6 774 24

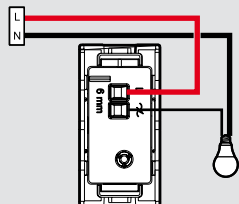
Characteristics

				100 - 240 V~ 50 / 60 Hz				
	0 °C/+45 °C	-10 °C/+70 °C	≤ 40 mm		1 x 2.5 mm ²			
240 V	Max. 200 W	200 W	200 VA	200 VA	200 VA	200 VA	50 W or 8 lamps max.	50 W or 8 lamps max.
	Min. 3 W	3 W	3 VA	3 VA	3 VA	3 VA	3 W	3 W
100 V	Max. 100 W	100 W	100 VA	100 VA	100 VA	100 VA	37 W or 8 lamps max.	37 W or 8 lamps max.
	Min. 3 W	3 W	3 VA	3 VA	3 VA	3 VA	3 W	3 W

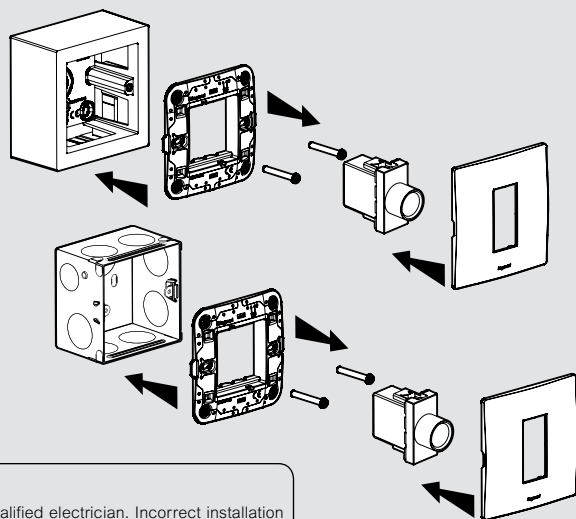
Operation



Wiring



Fixing



Safety instructions

This product should be installed preferably by a qualified electrician. Incorrect installation and use can entail risk of electric shock or fire. Before carrying out the installation, read the instructions and take account of the product's specific mounting location. Do not open up the device. All Legrand products must be exclusively opened and repaired by personnel trained and approved by LEGRAND. Any unauthorized opening or repair completely cancels all liabilities and the rights to replacement and guarantees. Only use genuine accessories.

Lyncus™

touch fan regulator

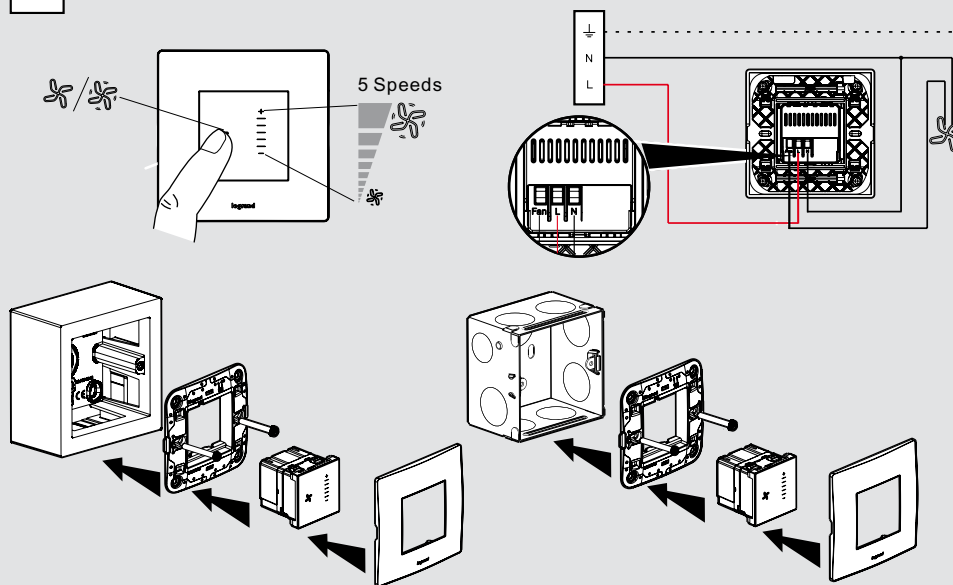
Technical data

Touch fan regulator 2 modules 100 W

Cat.No 6 773 05

Characteristics

				240 V~ 50 HZ			
	-5 °C/+45 °C	-10 °C/+70 °C	≤ 40 mm		1...4 mm ²	240 V~50 HZ	100 W



Safety instructions

This product should be installed preferably by a qualified electrician. Incorrect installation and use can entail risk of electric shock or fire. Before carrying out the installation, read the instructions and take account of the product's specific mounting location. Do not open up the device. All Legrand products must be exclusively opened and repaired by personnel trained and approved by LEGRAND. Any unauthorized opening or repair completely cancels all liabilities and the rights to replacement and guarantees. Only use genuine accessories.

Technical data

6 A touch switch bell push

Cat.No 6 773 06

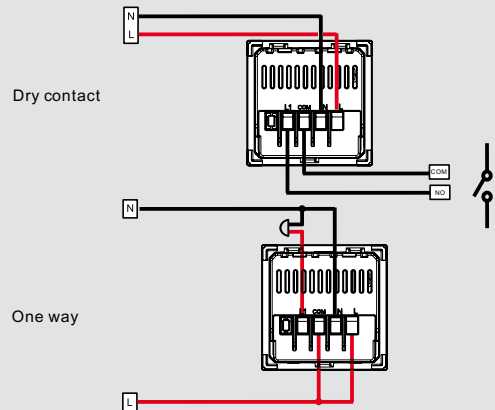
Characteristics

				100 - 240 V~ 50 / 60 Hz	
	-5 °C/+45 °C	-10 °C/+70 °C	≤ 40 mm		1...4 mm ²

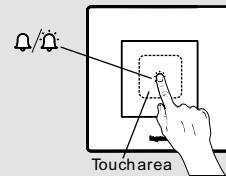
	①	②	③
240 V~	200 W	200 W	200 W
100 V~	100 W	100 W	100 W

- ① Electronic triggered with tunes
- ② Electric magnetic tong bell (ding dong)
- ③ Electric Buzzer-Vibrating

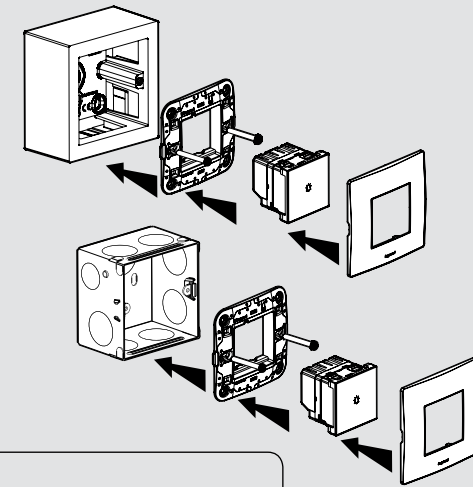
Operation



Operation



Wiring



Safety instructions

When use this product, please install a fuse or protective device to protect the product in the line of COM input, the protective device should be equal to 6 A / 100~240 V.

This product should be installed preferably by a qualified electrician. Incorrect installation and use can entail risk of electric shock or fire. Before carrying out the installation, read the instructions and take account of the product's specific mounting location. Do not open up the device. All Legrand products must be exclusively opened and repaired by personnel trained and approved by LEGRAND. Any unauthorized opening or repair completely cancels all liabilities and the rights to replacement and guarantees. Only use genuine accessories.

Technical data

6 A touch switch 1 - way - 2 modules

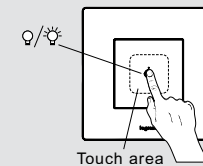
Cat.No 6 773 09

Characteristics

				100 - 240 V~ 50 / 60 Hz	
	-5 °C...+45 °C	-10 °C...+70 °C	≤ 40 mm		1...4 mm ²

	①	②	③	④	⑤	⑥	⑦
240 V~	1440 W	1000 VA	1000 VA	250 W	250 W	250 W	4 A (FP=0.6)
100 V~	600 W	400 VA	400 VA	100 W	100 W	100 W	

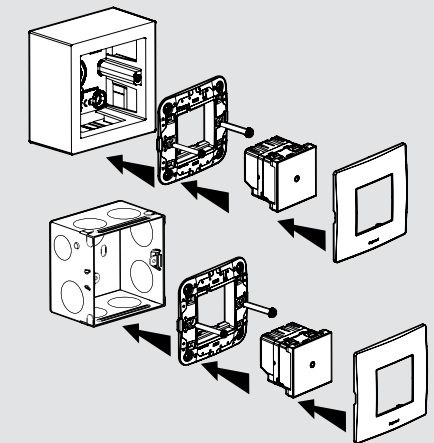
Operation



Wiring



Fixing



Safety instructions

When use this product, please install a fuse or protective device to protect the product in the line of COM input, the protective device should be equal to 6 A / 100~240 V.

This product should be installed preferably by a qualified electrician. Incorrect installation and use can entail risk of electric shock or fire. Before carrying out the installation, read the instructions and take account of the product's specific mounting location. Do not open up the device. All Legrand products must be exclusively opened and repaired by personnel trained and approved by LEGRAND. Any unauthorized opening or repair completely cancels all liabilities and the rights to replacement and guarantees. Only use genuine accessories.

Lyncus™

6 A touch switch 2 - way

Technical data

6 A touch switch 2 - way - 2 modules

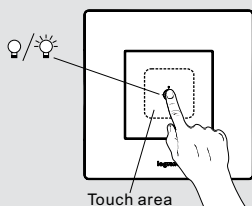
Cat.No 6 773 10

Characteristics

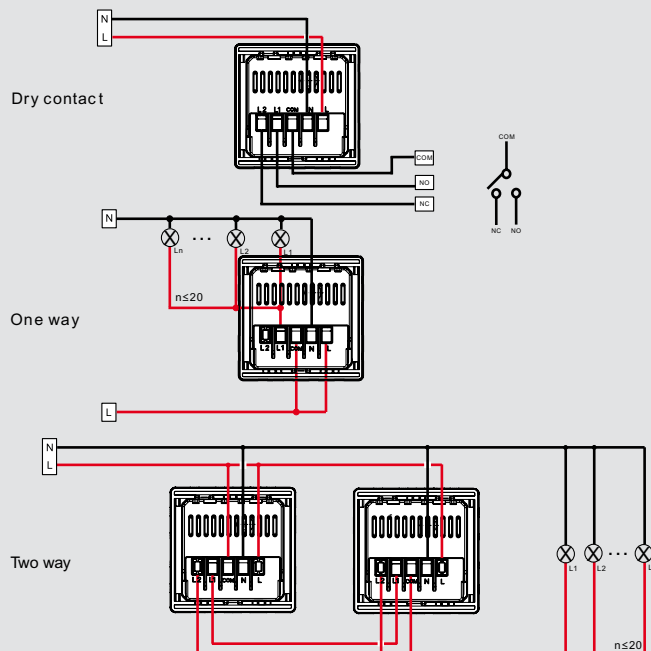
	 -5 °C/+45 °C	 -10 °C/+70 °C	 ≤ 40 mm	100 - 240 V~ 50 / 60 Hz	 1...4 mm ²
--	------------------	-------------------	-------------	----------------------------	---------------------------

	①	②	③	④	⑤	⑥	⑦
240 V~	1000 W	700 VA	700 VA	250 W	250 W	250 W	4A(FP=0.6)
100 V~	400 W	300 VA	300 VA	100 W	100 W	100 W	

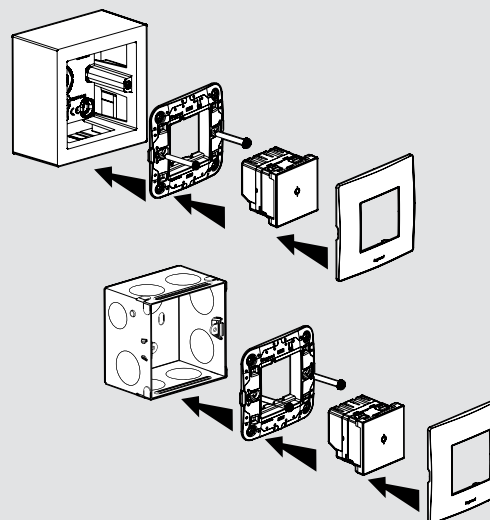
Operation



Wiring



Fixing



⚠ Safety instructions

When use this product, please install a fuse or protective device to protect the product in the line of COM input, the protective device should be equal to 6 A / 100~240 V.

This product should be installed preferably by a qualified electrician. Incorrect installation and use can entail risk of electric shock or fire. Before carrying out the installation, read the instructions and take account of the product's specific mounting location.

Do not open up the device. All Legrand products must be exclusively opened and repaired by personnel trained and approved by LEGRAND.

Any unauthorized opening or repair completely cancels all liabilities and the rights to replacement and guarantees. Only use genuine accessories.

Technical data

16 A touch switch 1-way - 2 modules

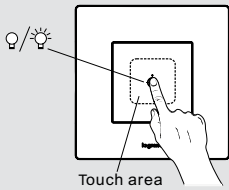
Cat.No 6 773 13

Characteristics

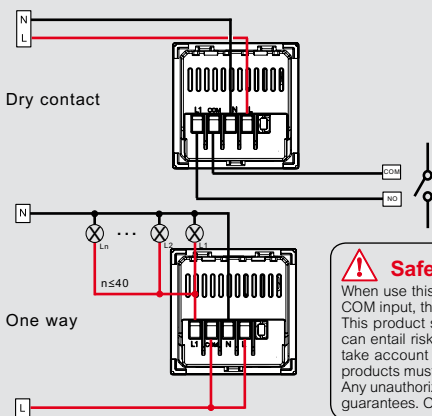
				100 - 240 V~ 50 / 60 Hz	
	-5 °C.../+45 °C	-10 °C.../+70 °C	≤ 40 mm		1...4 mm ²

	①	②	③	④	⑤	⑥	⑦	
240 V~	3000 W	2000 VA	2000 VA	600 W	600 W	500 W		8 A (FP=0.6)
100 V~	1250 W	800 VA	800 VA	250 W	250 W	300 W		

Operation



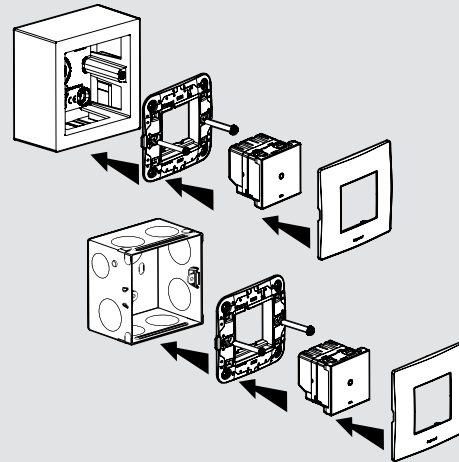
Wiring



Safety instructions

When use this product, please install a fuse or protective device to protect the product in the line of COM input, the protective device should be equal to 6 A / 100~240 V. This product should be installed preferably by a qualified electrician. Incorrect installation and use can entail risk of electric shock or fire. Before carrying out the installation, read the instructions and take account of the product's specific mounting location. Do not open up the device. All Legrand products must be exclusively opened and repaired by personnel trained and approved by LEGRAND. Any unauthorized opening or repair completely cancels all liabilities and the rights to replacement and guarantees. Only use genuine accessories.

Fixing



Technical data

300 W Universal led touch dimmer - 2 modules

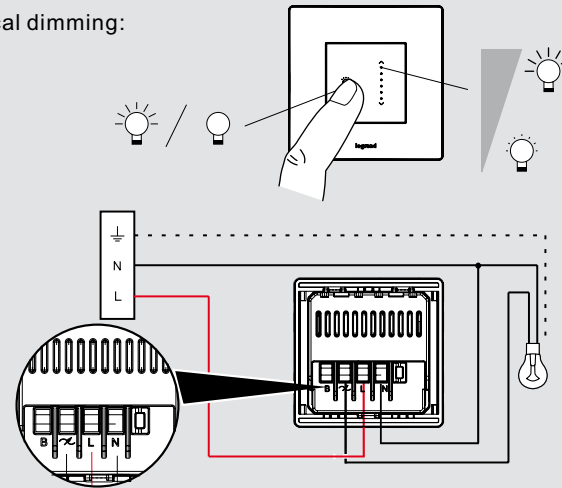
Cat.No 6 773 15

Characteristics

				100 - 240 V~ 50 / 60 Hz	
	-5 °C.../+45 °C	-10 °C.../+70 °C	≤ 40 mm		1...4 mm ²

	R	L	C/L				
240 V~ 50 Hz	5...300 W	5... 300 VA	5... 300 VA	5... 300 VA	5... 300 VA	5...75 W ≤ 10 x	
100 V~ 60 Hz	5...150 W	5... 150 VA	5... 150 VA	5... 150 VA	5... 150 VA	5...37 W ≤ 10 x	

Local dimming:

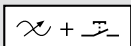


Technical data

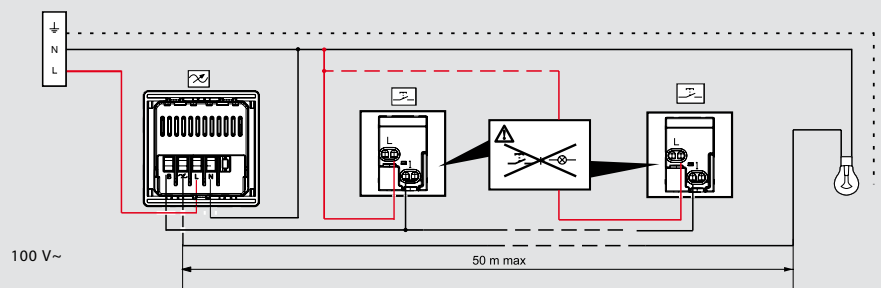
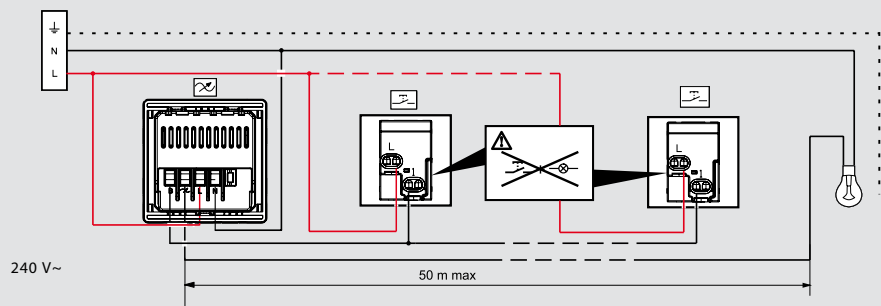
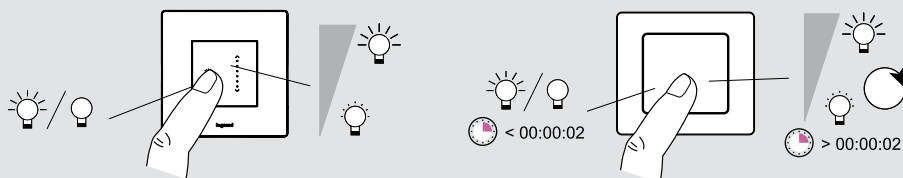
300 W Universal led touch dimmer - 2 modules (contd.)

Cat.No 6 773 15

Characteristics




Local+remote/auxiliar dimming:

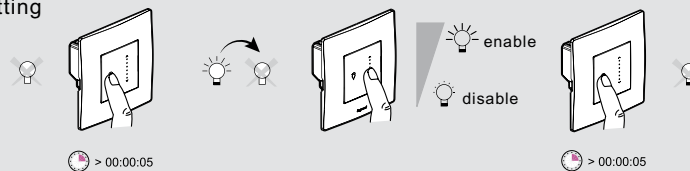


Auxiliary input connection

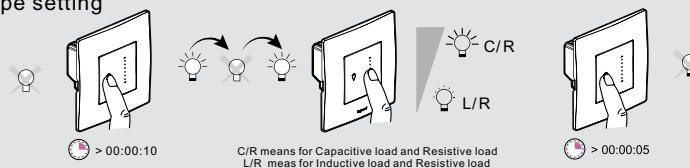
Min. brightness settings



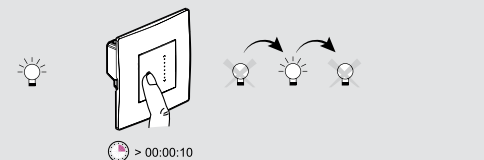
CFL setting



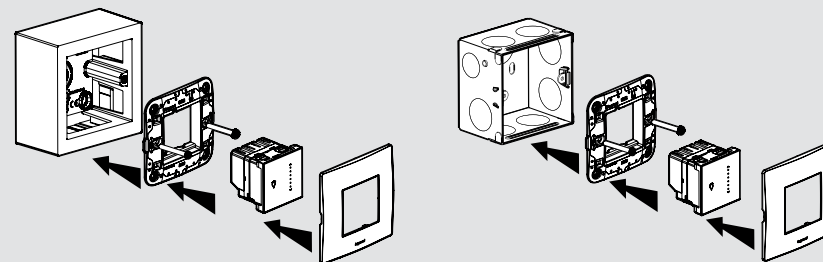
Load type setting



Factory reset



Fixing



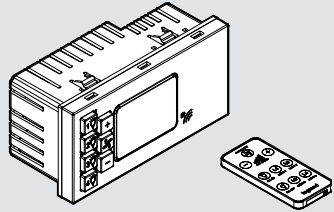
⚠ Safety instructions

This product should be installed preferably by a qualified electrician. Incorrect installation and use can entail risk of electric shock or fire. Before carrying out the installation, read the instructions and take account of the product's specific mounting location. Do not open up the device. All Legrand products must be exclusively opened and repaired by personnel trained and approved by LEGRAND. Any unauthorized opening or repair completely cancels all liabilities and the rights to replacement and guarantees. Only use genuine accessories.

Technical data

Remote for Fan and Light mechanism

Cat.Nos 6 772 52 / 6 774 52



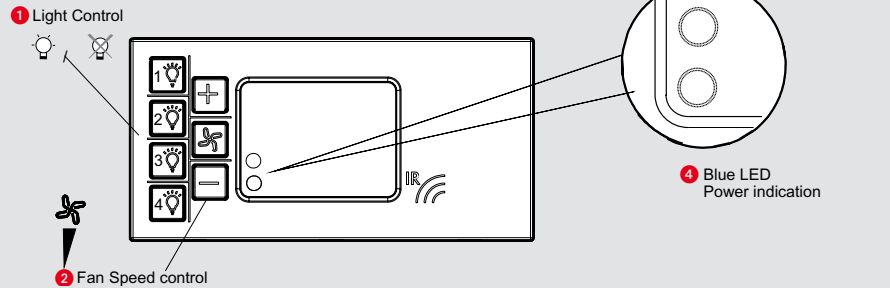
 40° 0° 240 V AC 50 Hz	①	②	③	④	⑤	⑥
	Max.	1x2.5 mm ²	400 VA	200 VA	200 VA	150 VA

Utilization

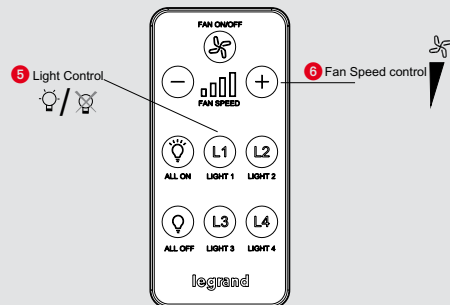
- 1. Incandescent bulbs
- 2. Halogen lamp 230V~
- 3. Low voltage halogen lamps
- 4. Fluorescent tube light
- 5. Ceiling Fan (OFF + 4 Variable speed steps)
- 6. LED Lamps (Max 3 Units)

Description

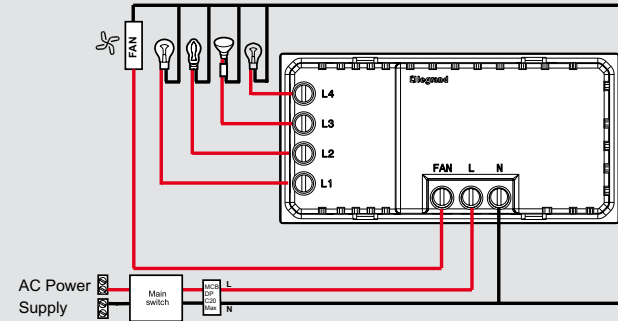
Infrared receiver and controller unit



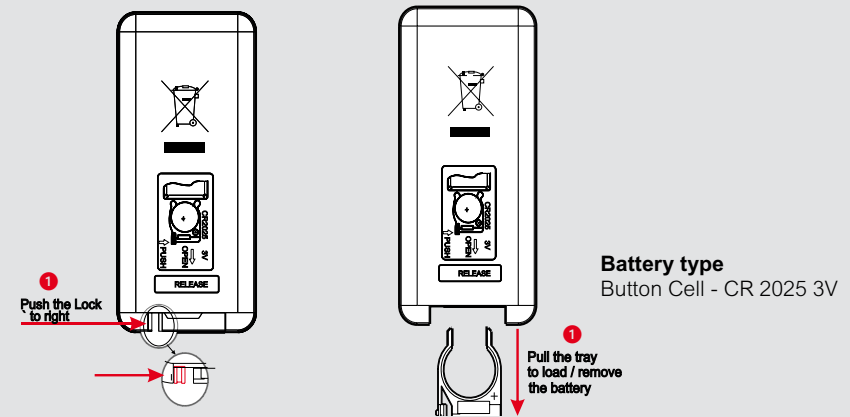
Infrared remote transmitter



Wiring diagram



Replacement of old battery



⚠ Safety instructions GB 1E

This product should be installed in line with installation rules, preferably by a qualified electrician. Incorrect installation and use can lead to risk of electric shock or fire. Before carrying out the installation, read the instructions and take account of the product's specific mounting location. Do not open up, dismantle, alter or modify the device except where specifically required to do so by the instructions. All Legrand products must be opened and repaired exclusively by personnel trained and approved by Legrand. Any unauthorised opening or repair completely cancels all liabilities and the rights to replacement and guarantees.

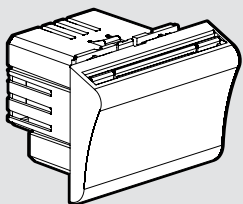
Use only Legrand brand accessories.

Technical data

16 A Hotel Key Fob switch

Cat.Nos 6 772 53 / 6 774 53

Characteristics



	16 A max
	16 A / 230 V~μ cosφ = 1
	4 A / 230 V~μ cosφ = 0.6

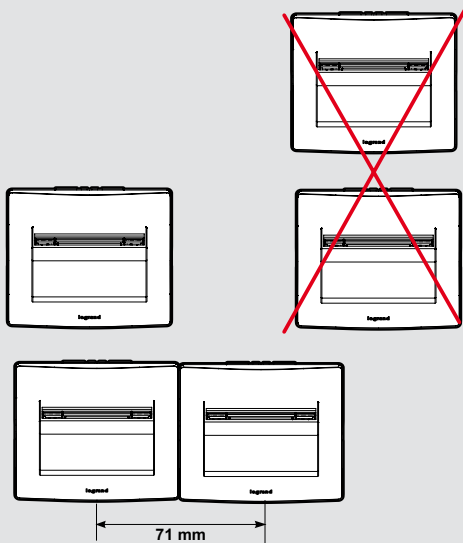
Utilization

40° 0° 230 V~ 50 Hz			Ø26 Ø38	Ø26 Ø38	
Max.	1800 W	800 W	400 VA	800 VA	100 VA

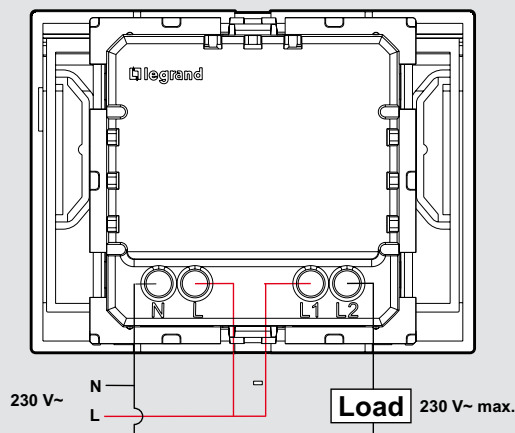
- 1800 W lamp incandescent or halogen with ferromagnetic transformer.
- 800 W inductive (motor).
- 400 VA compensated fluorescent lamp.
- 800 VA fluorescent lamp with electronic ballast.
- 100 VA LED lamp.

Important: For load higher than indicated in the above table, use a contactor.

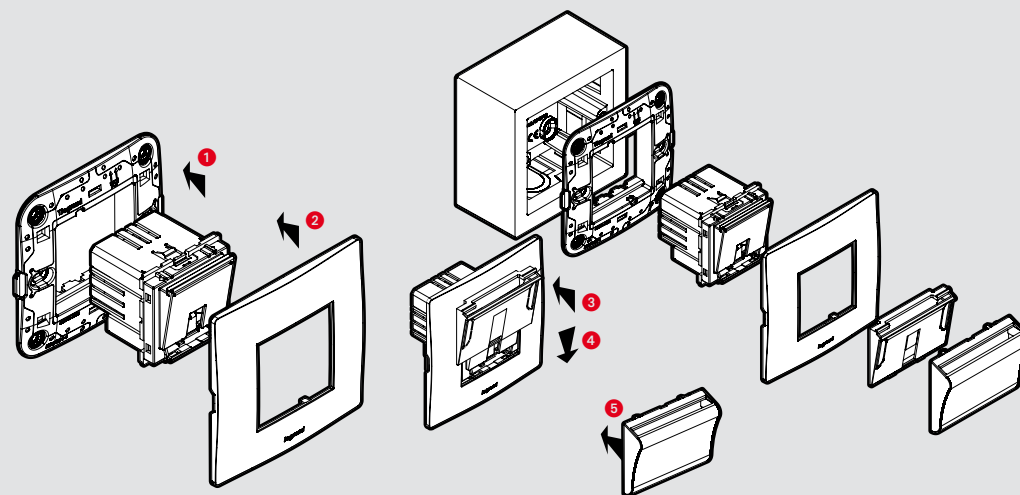
Installation



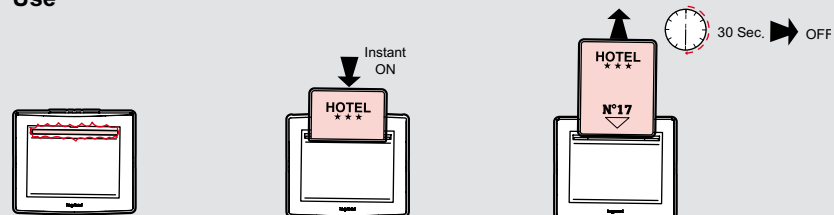
Wiring



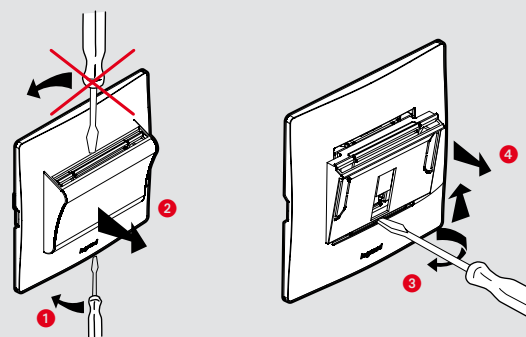
Fixing



Use



Dismantling / Maintenance



Safety instructions

This product should be installed in compliance with installation rules, preferably by a qualified electrician. Incorrect installation and use can lead to risk of electric shock or fire. Before carrying out the installation, read the instructions and take account of the product's specific mounting location.

Do not open up, dismantle, alter or modify the device except where specifically required to do so by the instructions. All Legrand products must be opened and repaired exclusively by personnel trained and approved by Legrand. Any unauthorised opening or repair completely cancels all liabilities and the rights to replacement and guarantees.

Use only Legrand brand accessories.

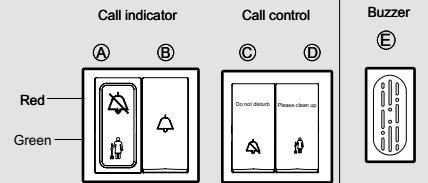
GB IE

Technical data

Hotel DND and MMR unit

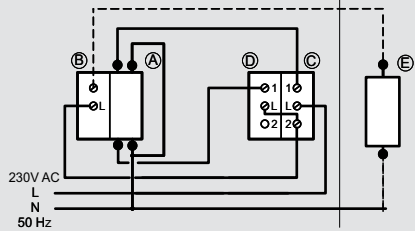
Cat.Nos 6 772 56 - 6 772 57

Description



Option

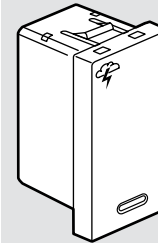
Wiring



Technical data

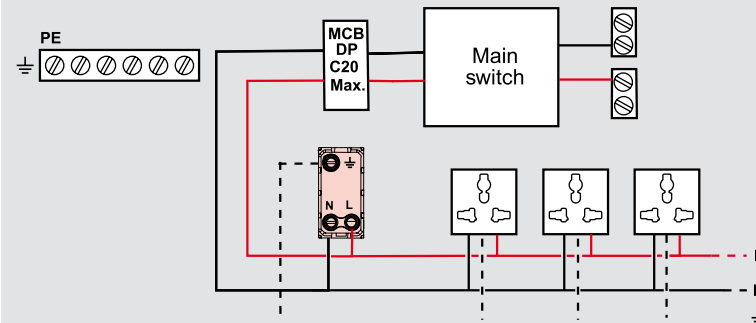
Surge Protector 1 M

Cat.No 6 772 74



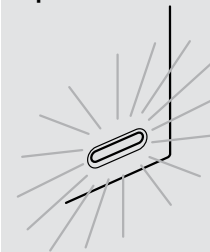
		230 V~
Up		1 kV
Uc	(L/N - L/PE) (N - PE)	250 V~ max 230 V~
In (8/20).		2 kA
Icc max.		2,5 kA
I _L		10 A
I max (8/20).		4 kA

Installation method



⚠ Make sure the power supply is disconnected before any intervention. Strictly comply with instructions for installation and use.

Operation



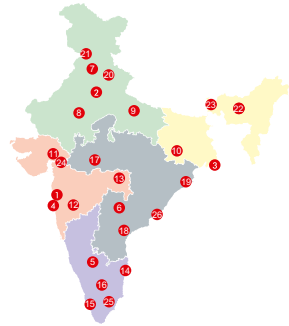
Green indicator lamp
Operational protection

Recommendation
Regularly check that the green LED is on.
-When LED is off, change the product

⚠ Safety instructions

This product should be installed in line with installation rules, preferably by a qualified electrician. Incorrect installation and use can lead to risk of electric shock or fire. Before carrying out the installation, read the instructions and take account of the product's specific mounting location. Do not open up, dismantle, alter or modify the device except where specifically required to do so by the instructions. All Legrand products must be opened and repaired exclusively by personnel trained and approved by Legrand. Any unauthorised opening or repair completely cancels all liabilities and the rights to replacement and guarantees.

Use only Legrand brand accessories.



Head office

- 61 & 62, 6th Floor,
Kalpataru Square, Kondivita Road,
Off Andheri-Kurla Road, Andheri (E),
MUMBAI – 400 059.
Tel : (022) 3041 6200
Fax : (022) 3041 6201
Website : www.legrand.co.in

Regional sales offices

- A-25, Mohan Co-operative
Industrial Estate, Mathura Road,
NEW DELHI - 110 044.
Tel : (011) 3990 2200, 2699 0046,
(011) 2699 0028 / 29 / 30 / 31
Fax : (011) 2699 0047
- Bhakta Towers, 2nd & 3rd Floor,
Plot No. KB 22, Sector-III, Saltlake,
KOLKATA – 700 098.
Tel : (033) 4021 3535 / 36
Fax : (033) 4021 3537

- C/203, Corporate Avenue, Atul Projects, Near
Mirador Hotel, Chakala,
Andheri Ghatkopar Link Road,
Andheri – East, **MUMBAI** – 400 099.
Tel : (022) 3385 6200 / 62301000 **INNOVAL**
- Ferozes Manor,
Situated at 58 Hospital Road, Shivaji Nagar,
BANGALORE – 560 001.
Tel : (080) 6822 0000 **INNOVAL**
- 205-208, 2nd Floor, Block - II, White House,
Kundan Bagh, Begumpet,
HYDERABAD – 500 016.
Tel : (040) 2341 4398 / 67, 4567 1717
Fax : (040) 4567 1730

Branch offices

- SCO 1-2-3, Second Floor, Sector 17B,
CHANDIGARH – 160 017.
Tel : (0172) 305 8631 / 32 / 33 / 34 / 35
Fax : (0172) 501 9008
- 507-510, Vth Floor, Soni Paris Point,
Jai Singh Highway, Banipark,
JAIPUR – 302 016.
Telefax : (0141) 511 3129, 510 1179
- 209-A, 2nd Floor, Cyber Heights,
Opp. Indira Gandhi Pratishthan,
Vibhuti Khand, Gomti Nagar
LUCKNOW – 226 010.
Tel : (522) 319 2031 / 32 / 33 **INNOVAL**
- 202 & 203, 2nd Floor, Sunrise,
Forum 100, Burdwan Compound, Lalpur,
RANCHI – 834 001.
Tel : (651) 660 5400
- A 101-102, Mondeal Heights,
Besides Novotel Hotel, Sarkhej Gandhinagar
Highway (S G Highway),
AHMEDABAD – 380 015.
Tel : (079) 6134 0555 **INNOVAL**
- 402, Swastik Chambers,
Near Ashwamegh Marriage Hall,
Behind HP Petrol Pump,
Off Karve Road, Erandwane,
PUNE – 411 004.
Tel : (020) 6729 5601 / 602
Fax : (020) 6729 5604
- Plot No.95, II Floor, Shreyash Heights,
VIP Road, Ramdaspath,
NAGPUR – 440 010.
Tel : (0712) 662 7857 / 858
Fax : (0712) 662 7859
- 10 B, (10th Floor), Prestige Center Court
Office Block Vijaya Forum Mall, #183,
N.S.K. Salai, Vadapalani
CHENNAI – 600 026.
Tel : (044) 6612 2800 / 2362 3125 / 35 / 45
Fax : (044) 2362 3165
- J. B. Manjooran Estate, Door No 50/1107A9, 3rd
Floor, Bye Pass Junction, Edappally,
COCHIN – 682 024.
Tel : (0484) 280 1921 / 2921, 658 0921
Fax : (0484) 280 1921 / 2921
- B-5, 1st Floor, Thirumalai Towers,
723, Avanashi Road,
COIMBATORE – 641 018.
Tel : (0422) 222 3634 / 0283
Fax : (0422) 222 3164
- 204-205, Megapolis Square, 579, M G Road,
INDORE – 452 001.
Tel : (0731) 4999 891 / 892
Fax : (0731) 393 1653
- MF-2, Datta's Lords House,
Jammi Chettu Street, Mogalrajapuram,
VIJAYAWADA – 520 010.
Tel : (0866) 661 1393, 664 6393
Fax : (0866) 669 9393

- Plot No. 359, Saheed Nagar, 2nd Floor,
BHUBANESWAR – 751 007.
Tel : (0674) 254 0623

Area offices

- Unit - 1 & 2 , Vijay Park, Main Chakrata Road,
DEHRADUN - 248 001. Uttarakhand.
Tel : (0135) 271 5189
Fax : (0135) 271 5580 **INNOVAL**
- Cabin No. 9, Second Floor,
Madhok Trade Centre,
Madhok Complex, Ferozpur Road,
LUDHIANA – 141 001.
Tel : (0161) 277 0301 / 2 / 3 / 4
- House No. 97, Ground Floor,
Rajgarh Main Road,
Opp. City Heart Nursing Home,
GUWAHATI – 781 007.
Tel : (0361) 245 8498
- 94, Udham Singh Sarani,
Ground Floor, Ashrampara,
SILIGURI – 734 001.
Tel : (0353) 264 1067
- 405, City Centre, Sosyo Circle,
Udhana Magdalla Road,
SURAT - 395 002.
Tel : (0261) 263 3861
- Aparna Towers, 1st Floor, 2/3, Bypass Road,
MADURAI – 625 010.
Telefax : (0452) 230 8414
- 404, Eshwar Plaza, Dwaraka Nagar,
Main Road, Beside Bata Show Room,
VISHAKHAPATNAM – 530 016.
Tel : (0891) 663 5652
Fax : (0891) 663 9362

Technical assistance from Legrand

Telephonic technical assistance for selection of products, technical information, guidance, wiring diagrams and estimation is now made available to you at each Regional Office. Contact the Technical Officer of Legrand at the following telephone numbers

New Delhi : Tel.: (011) 2699 0028, 3990 2200

Kolkata : Tel.: (033) 4021 3535 / 36

Mumbai : Tel.: (022) 3385 6200

Bangalore : Tel.: (080) 6822 0000

Hyderabad : Tel.: (040) 2341 4398 / 67, 4567 1717

For other places, contact the nearest Regional / Branch / Area offices

customer.care@legrand.co.in