

MK Product Catalogue



Cable Tray

Cable Ladder

Cable Trunking

Metal Framing



MK Electric

The Arnold Centre, Paycocke Road Basildon
Essex SS14 3EA UK
Telephone: +44 (0)1268 563000
Facsimile: +44 (0)1268 563405
www.mkelectric.co.uk

Regional Head Office (Middle East)

Honeywell ME. FZE
P.O. Box 18530, Jebel Ali, Dubai, U.A.E.
Telephone: +971 4 807 3200
Facsimile: +971 4 881 5711

Riyadh Office (KSA)

King Faisal Foundation Building
P.O. Box 11554. Riyadh, KSA
Telephone: +966 1 293 5796
Facsimile: +966 1 293 4159

Jeddah Office (KSA)

Telephone: +966 2 6178114/6178117
Facsimile: +966 2 617 8277

Our total commitment to customer service reflects the growing needs of specifiers, distributors and installers

Range

Product Pages

Technical Data

Cable Trays

Light Duty Cable Trays	5-14	114-116
Medium Duty Cable Trays	15-19	114-116
Heavy Duty Cable Trays	20-24	114-116
Cable Tray Cover	25-35	114-116
Common Accessories	36-37	114-116

Cable Ladders

100mm Deep Cable Ladders	39-46	117-119
125mm Deep Cable Ladders	47-51	117-119
150mm Deep Cable Ladders	52-56	117-119
Cable Ladder Covers	57-68	117-119

Cable Trunking

Standard GI Trunking	69-99	120-123
----------------------	-------	---------

Metal Framing

Metal Framing System & Accessories	100-113	124-132
------------------------------------	---------	---------

MK - a comprehensive range of Cable Trays, Cable Ladders , Cable Trunking and Metal Framing Systems



Mike Southgate
Managing Director

MK Cable Trays, Cable Ladders, Cable Trunking and Metal Framing Systems deliver power and data requirements in a wide-ranging number of applications, from residential and commercial towers, shopping malls, industries and retail to educational environments, providing flexible and cost-effective cable management solutions from distribution point.

Established in 1919 the MK name is recognised as a leader in the distribution of power and data market, a commitment to new product development, customer service excellence and technical support have made MK the professionals choice.

Now, in a move to strengthen MK's position at the forefront of the market, the range had been consolidated and has become part of the MK Electric range.

MK is set to revolutionise the sector with the exciting launch of brand new and entirely redesigned ranges:

- **Cable Trays** – Light, Medium and Heavy Duty Cable Trays in hot dip galvanised and stainless steel grade 316 with all accessories to complete any installation.
- **Cable Ladders** – in depths of 100mm, 125mm and 150mm in hot dip galvanised and stainless steel grade 316 with all accessories to complete any installation.
- **Cable Trunking** – Pre-galvanised standard distribution trunking & lighting trunking, available in single & multiple compartment options. Available in widths and depths upto 225 mm as standard.
- **Metal Framing System** – complete new range of channels and channel mounting accessories in hot dip galvanised and stainless steel grade 316 with all accessories to form a complete support system.

Prestige 3D



Prestige Compact





Introduction

Three ranges to choose from, each a total system with a wide selection of support accessories to provide comprehensive site installation solutions :

Non Return Flange : Light Duty 12mm and 18mm high overall.

Return Flange : Medium Duty 25mm high overall.

Return Flange : Heavy Duty 50mm high overall.

Feature Benefits

- Manufactured from mild steel complying with BS EN 10130:2006
- Hot Dip Galvanised after manufacture to BS EN ISO 1461:1991
- Complies with BS EN 61537:2000
- Unique perforation pattern for ease of cable attachment and adequate ventilation.
- Integral connectors for fast & easy installation.
- Also available in Stainless steel, Pre-galvanised and powder coated options.
- 5 year guarantee.

Identification and Selection

Straight Trays

Part No. MK / CTSL / 50 / 300 / HDG / 3

ID	MK	Cable Tray Straight Length	Depth (mm)	Width (mm)	Material Finish	Length (m)
----	----	----------------------------------	---------------	---------------	--------------------	---------------

Accessories

Part No. MK / CTFB / 50 / 300 / HDG / 90

ID	MK	Cable Tray Flat Bend	Depth (mm)	Width (mm)	Material Finish	Degrees
----	----	-------------------------	---------------	---------------	--------------------	---------

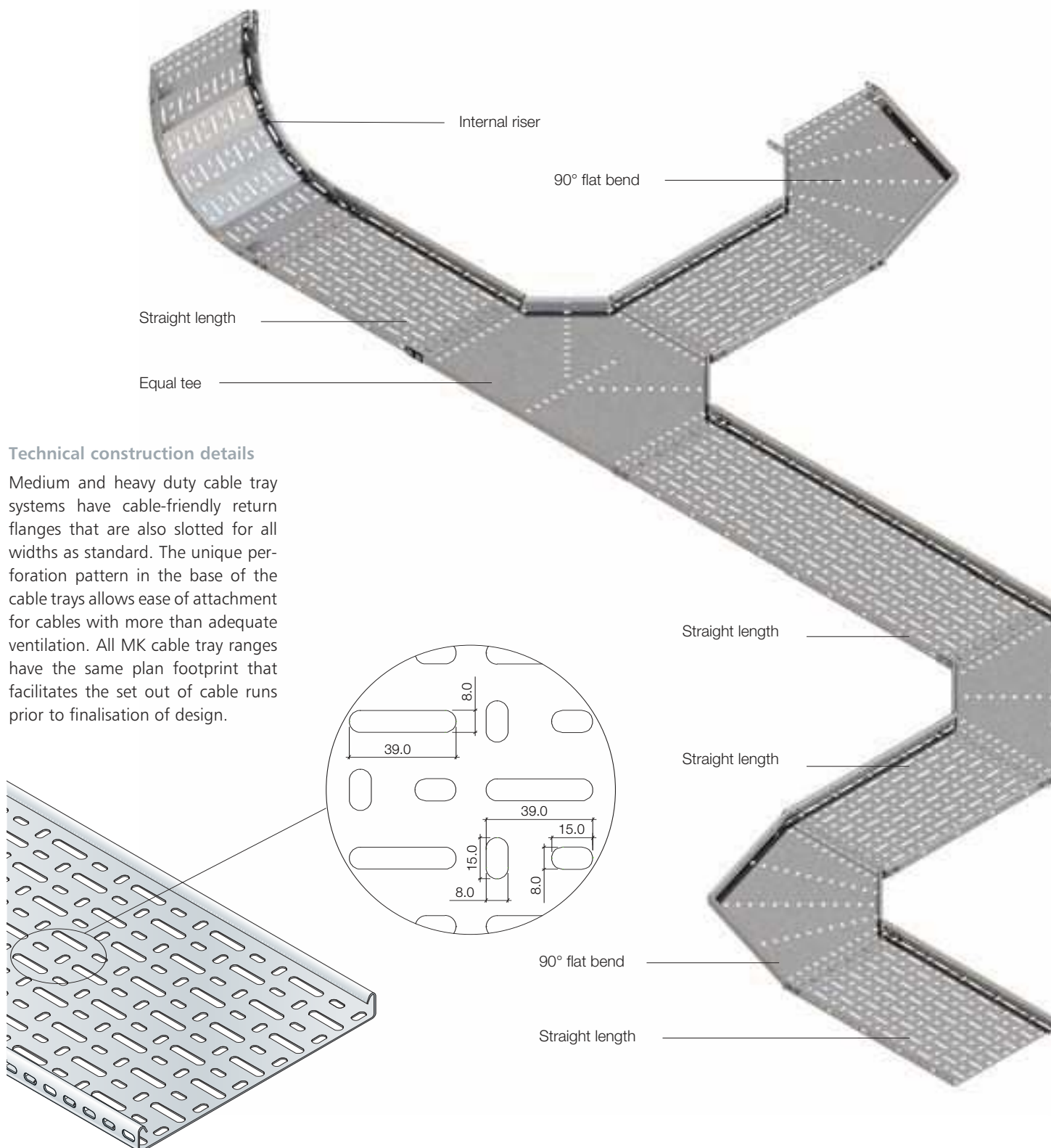
- CTFB - Cable Tray Flat Bend
- CTCO - Cable Tray Cross Over
- CTET - Cable Tray Equal Tees
- CTIR - Cable Tray Internal Riser
- CTER - Cable Tray External Riser
- CTSR - Cable Tray Straight Reducer

System configuration and support

MK cable trays are designed as a complete system with simple accessories. Integral connectors are included for bends tees etc. for all cable tray ranges.

When installing MK cable trays care should be taken to ensure accessories (e.g. bends, tees, crossovers etc.) have adequate support with addi-

tional supports for larger components. Light duty cable tray straights have one end swaged for easy connection to the next tray. When light duty straight trays are cut to smaller lengths on site connection to the next tray requires a fishplate.



Materials and finishes

Materials and finishes available are mild steel-galvanised as standard, mild steel hot dip galvanised after manufacture and stainless steel grade 316L to order.

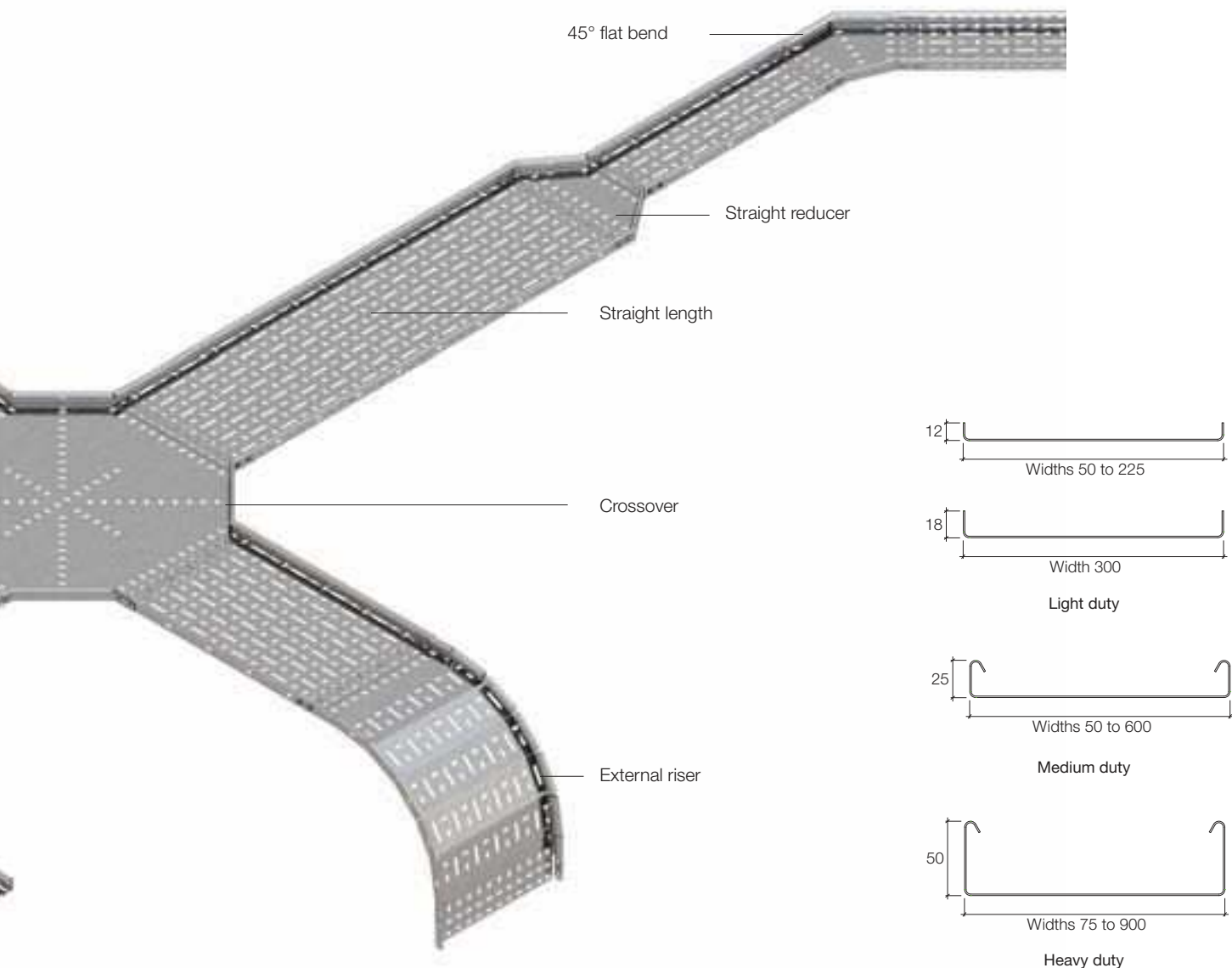
Mild steel pre galvanised:

manufactured from steel complying with BS EN 10327:2004.

Mild steel hot dip galvanised:

manufactured from steel complying with BS EN 10130:2006 and hot dip galvanised after manufacture to BS EN 1461:1999

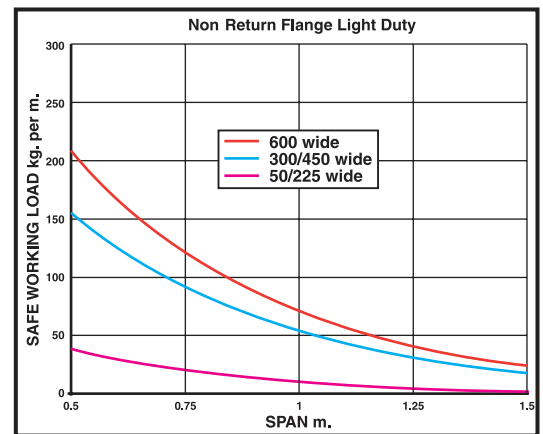
Stainless steel: manufactured from stainless steel grade 316L complying with BS EN 10088-2:2005.



Cable Trays

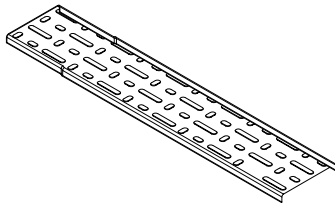
Light Duty Cable Trays

- 12mm Deep edge with non return flange
- Available in mild steel pre galvanised, mild steel hot dip galvanised and stainless steel.
- Complies with BS EN 61537:2000
- Standard length of trays is 3mts.
- Epoxy coated as optional.



Safe working loads are represented graphically as shown and are based on the cable tray being continuous over four spans or more.

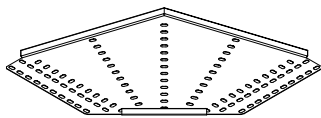
Straight Trays



Width (mm)	Part No.	Gauge	Description
50	MK-CTSL12/0050HDG3	0.9	Straight Tray 12 deep, 50 wide, post hot dip galv x 3m long
75	MK-CTSL12/0075HDG3	0.9	Straight Tray 12 deep, 75 wide, post hot dip galv x 3m long
100	MK-CTSL12/0100HDG3	0.9	Straight Tray 12 deep, 100 wide, post hot dip galv x 3m long
150	MK-CTSL12/0150HDG3	0.9	Straight Tray 12 deep, 150 wide, post hot dip galv x 3m long
225	MK-CTSL12/0225HDG3	0.9	Straight Tray 12 deep, 225 wide, post hot dip galv x 3m long

* Finish: Pre-galvanised = PG, hot dip galvanised = HDG, stainless steel grade 316 = SS

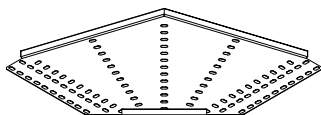
90° Flat Bends



Width (mm)	Part No.	Gauge	Description
50	MK-CTFB12/0050HDG90	0.8	Flat Bend 12 deep, 50 wide, post hot dip galv, 90 degree
75	MK-CTFB12/0075HDG90	0.8	Flat Bend 12 deep, 75 wide, post hot dip galv, 90 degree
100	MK-CTFB12/0100HDG90	0.8	Flat Bend 12 deep, 100 wide, post hot dip galv, 90 degree
150	MK-CTFB12/0150HDG90	0.8	Flat Bend 12 deep, 150 wide, post hot dip galv, 90 degree
225	MK-CTFB12/0225HDG90	0.8	Flat Bend 12 deep, 225 wide, post hot dip galv, 90 degree

* Finish: Pre-galvanised = PG, hot dip galvanised = HDG, stainless steel grade 316 = SS

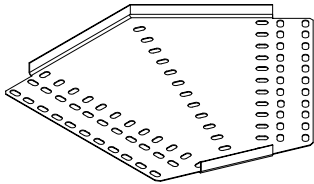
60° Flat Bends



Width (mm)	Part No.	Gauge	Description
50	MK-CTFB12/0050HDG60	0.8	Flat Bend 12 deep, 50 wide, post hot dip galv, 60 degree
75	MK-CTFB12/0075HDG60	0.8	Flat Bend 12 deep, 75 wide, post hot dip galv, 60 degree
100	MK-CTFB12/0100HDG60	0.8	Flat Bend 12 deep, 100 wide, post hot dip galv, 60 degree
150	MK-CTFB12/0150HDG60	0.8	Flat Bend 12 deep, 150 wide, post hot dip galv, 60 degree
225	MK-CTFB12/0225HDG60	0.8	Flat Bend 12 deep, 225 wide, post hot dip galv, 60 degree

* Finish: Pre-galvanised = PG, hot dip galvanised = HDG, stainless steel grade 316 = SS

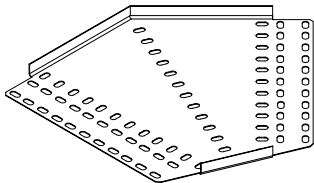
45° Flat Bends



Width (mm)	Part No.	Gauge	Description
50	MK-CTFB12/0050HDG45	0.8	Flat Bend 12 deep, 50 wide, post hot dip galv, 45 degree
75	MK-CTFB12/0075HDG45	0.8	Flat Bend 12 deep, 75 wide, post hot dip galv, 45 degree
100	MK-CTFB12/0100HDG45	0.8	Flat Bend 12 deep, 100 wide, post hot dip galv, 45 degree
150	MK-CTFB12/0150HDG45	0.8	Flat Bend 12 deep, 150 wide, post hot dip galv, 45 degree
225	MK-CTFB12/0225HDG45	0.8	Flat Bend 12 deep, 225 wide, post hot dip galv, 45 degree

* Finish: Pre-galvanised = PG, hot dip galvanised = HDG, stainless steel grade 316 = SS

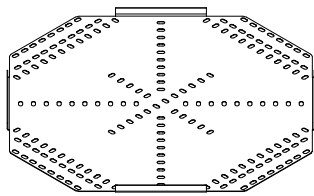
30° Flat Bends



Width (mm)	Part No.	Gauge	Description
50	MK-CTFB12/0050HDG30	0.8	Flat Bend 12 deep, 50 wide, post hot dip galv, 30 degree
75	MK-CTFB12/0075HDG30	0.8	Flat Bend 12 deep, 75 wide, post hot dip galv, 30 degree
100	MK-CTFB12/0100HDG30	0.8	Flat Bend 12 deep, 100 wide, post hot dip galv, 30 degree
150	MK-CTFB12/0150HDG30	0.8	Flat Bend 12 deep, 150 wide, post hot dip galv, 30 degree
225	MK-CTFB12/0225HDG30	0.8	Flat Bend 12 deep, 225 wide, post hot dip galv, 30 degree

* Finish: Pre-galvanised = PG, hot dip galvanised = HDG, stainless steel grade 316 = SS

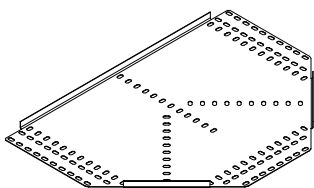
Cross Overs



Width (mm)	Part No.	Gauge	Description
50	MK-CTCO12/0050HDG	0.8	Cross Over 12 deep, 50 wide, post hot dip galv
75	MK-CTCO12/0075HDG	0.8	Cross Over 12 deep, 75 wide, post hot dip galv
100	MK-CTCO12/0100HDG	0.8	Cross Over 12 deep, 100 wide, post hot dip galv
150	MK-CTCO12/0150HDG	0.8	Cross Over 12 deep, 150 wide, post hot dip galv
225	MK-CTCO12/0225HDG	0.8	Cross Over 12 deep, 225 wide, post hot dip galv

* Finish: Pre-galvanised = PG, hot dip galvanised = HDG, stainless steel grade 316 = SS

Equal Tees

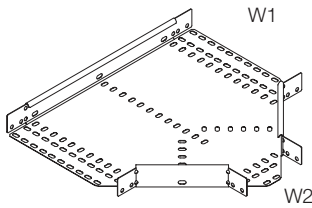


Width (mm)	Part No.	Gauge	Description
50	MK-CTET12/0050HDG	0.8	Equal Tees 12 deep, 50 wide, post hot dip galv
75	MK-CTET12/0075HDG	0.8	Equal Tees 12 deep, 75 wide, post hot dip galv
100	MK-CTET12/0100HDG	0.8	Equal Tees 12 deep, 100 wide, post hot dip galv
150	MK-CTET12/0150HDG	0.8	Equal Tees 12 deep, 150 wide, post hot dip galv
225	MK-CTET12/0225HDG	0.8	Equal Tees 12 deep, 225 wide, post hot dip galv

* Finish: Pre-galvanised = PG, hot dip galvanised = HDG, stainless steel grade 316 = SS

Cable Trays

Unequal Tees

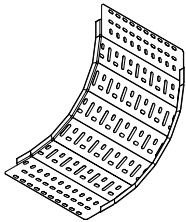


Width (mm)	Part No.	Gauge	Description
50	MK-CTUT12/0050/"W2"HDG	0.8	Tray Unequal Tee 12 deep, 50 mm to "W2", post hot dip galv
75	MK-CTUT12/0075/"W2"HDG	0.8	Tray Unequal Tee 12 deep, 75 mm to "W2", post hot dip galv
100	MK-CTUT12/0100/"W2"HDG	0.8	Tray Unequal Tee 12 deep, 100 mm to "W2", post hot dip galv
150	MK-CTUT12/0150/"W2"HDG	0.8	Tray Unequal Tee 12 deep, 150 mm to "W2", post hot dip galv
225	MK-CTUT12/0225/"W2"HDG	0.8	Tray Unequal Tee 12 deep, 225 mm to "W2", post hot dip galv

* Finish: Pre-galvanised = PG, hot dip galvanised = HDG, stainless steel grade 316 = SS

* Insert the width "W2" into part number when ordering.

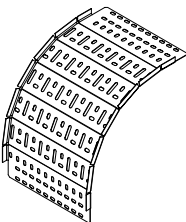
Internal Risers - Flexible



Width (mm)	Part No.	Gauge	Description
50	MK-CTIR12/0050HDG90	0.8	Internal Riser 12 deep, 50 wide, post hot dip galv
75	MK-CTIR12/0075HDG90	0.8	Internal Riser 12 deep, 75 wide, post hot dip galv
100	MK-CTIR12/0100HDG90	0.8	Internal Riser 12 deep, 100 wide, post hot dip galv
150	MK-CTIR12/0150HDG90	0.8	Internal Riser 12 deep, 150 wide, post hot dip galv
225	MK-CTIR12/0225HDG90	0.8	Internal Riser 12 deep, 225 wide, post hot dip galv

* Finish: Pre-galvanised = PG, hot dip galvanised = HDG, stainless steel grade 316 = SS

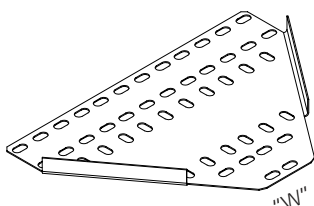
External Risers - Flexible



Width (mm)	Part No.	Gauge	Description
50	MK-CTER12/0050HDG90	0.8	External Riser 12 deep, 50 wide, post hot dip galv
75	MK-CTER12/0075HDG90	0.8	External Riser 12 deep, 75 wide, post hot dip galv
100	MK-CTER12/0100HDG90	0.8	External Riser 12 deep, 100 wide, post hot dip galv
150	MK-CTER12/0150HDG90	0.8	External Riser 12 deep, 150 wide, post hot dip galv
225	MK-CTER12/0225HDG90	0.8	External Riser 12 deep, 225 wide, post hot dip galv

* Finish: Pre-galvanised = PG, hot dip galvanised = HDG, stainless steel grade 316 = SS

Straight Reducers

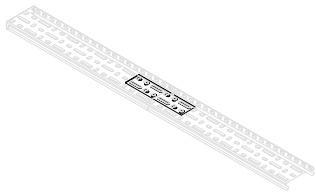


Width (mm)	Part No.	Gauge	Description
75	MK-CTSR12/0075/"W"HDG	0.8	Straight Reducer 12 deep, 75 wide reduce to "W", post hot dip galv
100	MK-CTSR12/0100/"W"HDG	0.8	Straight Reducer 12 deep, 100 wide reduce to "W", post hot dip galv
150	MK-CTSR12/0150/"W"HDG	0.8	Straight Reducer 12 deep, 150 wide reduce to "W", post hot dip galv
225	MK-CTSR12/0225/"W"HDG	0.8	Straight Reducer 12 deep, 225 wide reduce to "W", post hot dip galv

* Insert reduced width "W" into part number when ordering

* Finish: Pre-galvanised = PG, hot dip galvanised = HDG, stainless steel grade 316 = SS

Fishplate Couplers

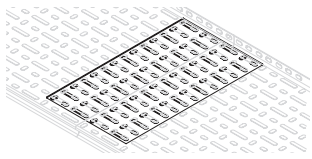


Part No.	Description
MK-CTFP1HDG	Fish Plate Coupler for 50mm - 150mm wide trays
MK-CTFP2HDG	Fish Plate Coupler for 225mm - 900mm wide trays

* Finish: Pre-galvanised = PG, hot dip galvanised = HDG, stainless steel grade 316 = SS

* For Trays 50-300 wide always required when joining cut lengths of light duty tray

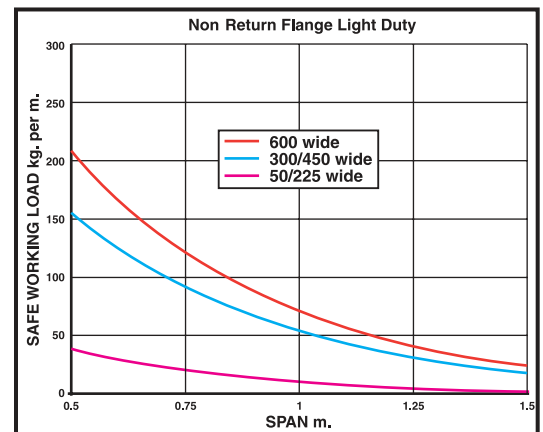
* For Trays over 450 wide is recommended



Cable Trays

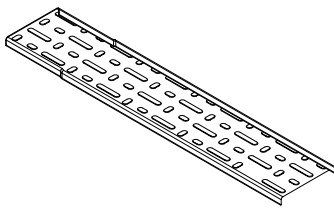
Light Duty Cable Trays

- 18mm Deep edge with non return flange
- Available in mild steel pre galvanised, mild steel hot dip galvanised and stainless steel.
- Complies with BS EN 61537:2000
- Standard length of trays is 3mts.
- Epoxy coated as optional.



Safe working loads are represented graphically as shown and are based on the cable tray being continuous over four spans or more.

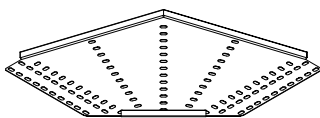
Straight Trays



Width (mm)	Part No.	Gauge	Description
300	MK-CTSL18/0300HDG3	1.2	Straight Tray 18 deep, 300 wide, post hot dip galv x 3m long
450	MK-CTSL18/0450HDG3	1.2	Straight Tray 18 deep, 450 wide, post hot dip galv x 3m long
600	MK-CTSL18/0600HDG3	2	Straight Tray 18 deep, 600 wide, post hot dip galv x 3m long
750	MK-CTSL18/0750HDG3	2	Straight Tray 18 deep, 750 wide, post hot dip galv x 3m long
900	MK-CTSL18/0900HDG3	2	Straight Tray 18 deep, 900 wide, post hot dip galv x 3m long

* Finish: Pre-galvanised = PG, hot dip galvanised = HDG, stainless steel grade 316 = SS

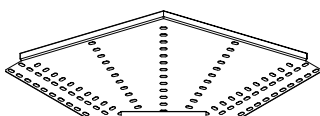
90° Flat Bends



Width (mm)	Part No.	Gauge	Description
300	MK-CTFB18/0300HDG90	1	Flat Bend 18 deep, 300 wide, post hot dip galv, 90 degree
450	MK-CTFB18/0450HDG90	1	Flat Bend 18 deep, 450 wide, post hot dip galv, 90 degree
600	MK-CTFB18/0600HDG90	1	Flat Bend 18 deep, 600 wide, post hot dip galv, 90 degree
750	MK-CTFB18/0750HDG90	2	Flat Bend 18 deep, 750 wide, post hot dip galv, 90 degree
900	MK-CTFB18/0900HDG90	2	Flat Bend 18 deep, 900 wide, post hot dip galv, 90 degree

* Finish: Pre-galvanised = PG, hot dip galvanised = HDG, stainless steel grade 316 = SS

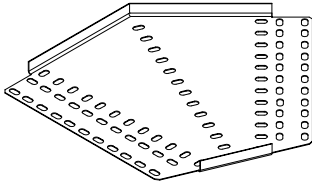
60° Flat Bends



Width (mm)	Part No.	Gauge	Description
300	MK-CTFB18/0300HDG60	1	Flat Bend 18 deep, 300 wide, post hot dip galv, 60 degree
450	MK-CTFB18/0450HDG60	1	Flat Bend 18 deep, 450 wide, post hot dip galv, 60 degree
600	MK-CTFB18/0600HDG60	1	Flat Bend 18 deep, 600 wide, post hot dip galv, 60 degree
750	MK-CTFB18/0750HDG60	2	Flat Bend 18 deep, 750 wide, post hot dip galv, 60 degree
900	MK-CTFB18/0900HDG60	2	Flat Bend 18 deep, 900 wide, post hot dip galv, 60 degree

* Finish: Pre-galvanised = PG, hot dip galvanised = HDG, stainless steel grade 316 = SS

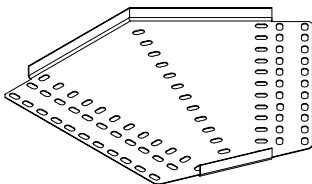
45° Flat Bends



Width (mm)	Part No.	Gauge	Description
300	MK-CTFB18/0300HDG45	1	Flat Bend 18 deep, 300 wide, post hot dip galv, 45 degree
450	MK-CTFB18/0450HDG45	1	Flat Bend 18 deep, 450 wide, post hot dip galv, 45 degree
600	MK-CTFB18/0600HDG45	1	Flat Bend 18 deep, 600 wide, post hot dip galv, 45 degree
750	MK-CTFB18/0750HDG45	2	Flat Bend 18 deep, 750 wide, post hot dip galv, 45 degree
900	MK-CTFB18/0900HDG45	2	Flat Bend 18 deep, 900 wide, post hot dip galv, 45 degree

* Finish: Pre-galvanised = PG, hot dip galvanised = HDG, stainless steel grade 316 = SS

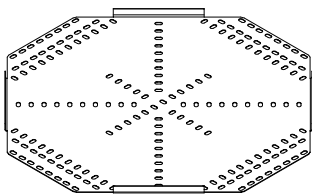
30° Flat Bends



Width (mm)	Part No.	Gauge	Description
300	MK-CTFB18/0300HDG30	1	Flat Bend 18 deep, 300 wide, post hot dip galv, 30 degree
450	MK-CTFB18/0450HDG30	1	Flat Bend 18 deep, 450 wide, post hot dip galv, 30 degree
600	MK-CTFB18/0600HDG30	1	Flat Bend 18 deep, 600 wide, post hot dip galv, 30 degree
750	MK-CTFB18/0750HDG30	2	Flat Bend 18 deep, 750 wide, post hot dip galv, 30 degree
900	MK-CTFB18/0900HDG30	2	Flat Bend 18 deep, 900 wide, post hot dip galv, 30 degree

* Finish: Pre-galvanised = PG, hot dip galvanised = HDG, stainless steel grade 316 = SS

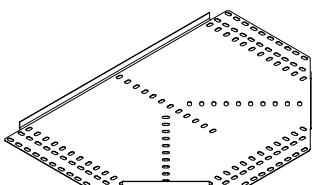
Cross Overs



Width (mm)	Part No.	Gauge	Description
300	MK-CTCO18/0300HDG	1	Cross Over 18 deep, 300 wide, post hot dip galv
450	MK-CTCO18/0450HDG	1	Cross Over 18 deep, 450 wide, post hot dip galv
600	MK-CTCO18/0600HDG	1	Cross Over 18 deep, 600 wide, post hot dip galv
750	MK-CTCO18/0750HDG	2	Cross Over 18 deep, 750 wide, post hot dip galv
900	MK-CTCO18/0900HDG	2	Cross Over 18 deep, 900 wide, post hot dip galv

* Finish: Pre-galvanised = PG, hot dip galvanised = HDG, stainless steel grade 316 = SS

Equal Tees

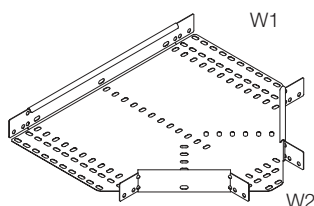


Width (mm)	Part No.	Gauge	Description
300	MK-CTET18/0300HDG	1	Equal Tees 18 deep, 300 wide, post hot dip galv
450	MK-CTET18/0450HDG	1	Equal Tees 18 deep, 450 wide, post hot dip galv
600	MK-CTET18/0600HDG	1	Equal Tees 18 deep, 600 wide, post hot dip galv
750	MK-CTET18/0750HDG	2	Equal Tees 18 deep, 750 wide, post hot dip galv
900	MK-CTET18/0900HDG	2	Equal Tees 18 deep, 900 wide, post hot dip galv

* Finish: Pre-galvanised = PG, hot dip galvanised = HDG, stainless steel grade 316 = SS

Cable Trays

Unequal Tees

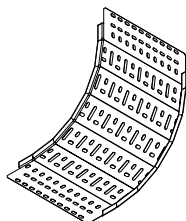


Width (mm)	Part No.	Gauge	Description
300	MK-CTUT18/0300/"W2"HDG	1	Tray Unequal Tee 18 deep, 300 mm to "W2", post hot dip galv
450	MK-CTUT18/0450/"W2"HDG	1	Tray Unequal Tee 18 deep, 450 mm to "W2", post hot dip galv
600	MK-CTUT18/0600/"W2"HDG	1	Tray Unequal Tee 18 deep, 600 mm to "W2", post hot dip galv
750	MK-CTUT18/0750/"W2"HDG	2	Tray Unequal Tee 18 deep, 750 mm to "W2", post hot dip galv
900	MK-CTUT18/0900/"W2"HDG	2	Tray Unequal Tee 18 deep, 900 mm to "W2", post hot dip galv

* Finish: Pre-galvanised = PG, hot dip galvanised = HDG, stainless steel grade 316 = SS

* Insert the width "W2" into part number when ordering.

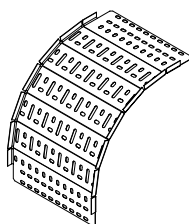
Internal Risers



Width (mm)	Part No.	Gauge	Description
300	MK-CTIR18/0300HDG90	1	Internal Riser 18 deep, 300 wide, post hot dip galv
450	MK-CTIR18/0450HDG90	1	Internal Riser 18 deep, 450 wide, post hot dip galv
600	MK-CTIR18/0600HDG90	1	Internal Riser 18 deep, 600 wide, post hot dip galv
750	MK-CTIR18/0750HDG90	2	Internal Riser 18 deep, 750 wide, post hot dip galv
900	MK-CTIR18/0900HDG90	2	Internal Riser 18 deep, 900 wide, post hot dip galv

* Finish: Pre-galvanised = PG, hot dip galvanised = HDG, stainless steel grade 316 = SS

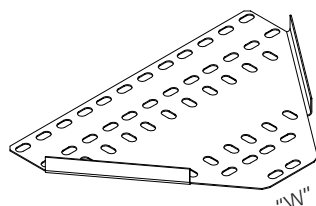
External Risers



Width (mm)	Part No.	Gauge	Description
300	MK-CTER18/0300HDG90	1	External Riser 18 deep, 300 wide, post hot dip galv
450	MK-CTER18/0450HDG90	1	External Riser 18 deep, 450 wide, post hot dip galv
600	MK-CTER18/0600HDG90	1	External Riser 18 deep, 600 wide, post hot dip galv
750	MK-CTER18/0750HDG90	2	External Riser 18 deep, 750 wide, post hot dip galv
900	MK-CTER18/0900HDG90	2	External Riser 18 deep, 900 wide, post hot dip galv

* Finish: Pre-galvanised = PG, hot dip galvanised = HDG, stainless steel grade 316 = SS

Straight Reducers



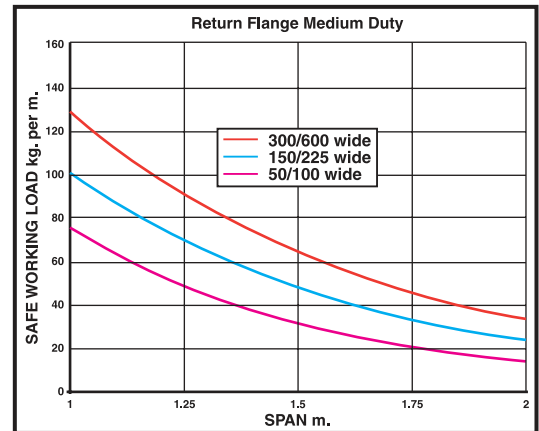
Width (mm)	Part No.	Gauge	Description
450	MK-CTSR18/0450/"W"HDG	2	Straight Reducer 18 deep, 450 wide reduce to "W", post hot dip galv
600	MK-CTSR18/0600/"W"HDG	2	Straight Reducer 18 deep, 600 wide reduce to "W", post hot dip galv
750	MK-CTSR18/0750/"W"HDG	2	Straight Reducer 18 deep, 750 wide reduce to "W", post hot dip galv
900	MK-CTSR18/0900/"W"HDG	2	Straight Reducer 18 deep, 900 wide reduce to "W", post hot dip galv

* Insert reduced width "W" into part number when ordering

* Finish: Pre-galvanised = PG, hot dip galvanised = HDG, stainless steel grade 316 = SS


Medium Duty Cable Trays

- 25mm Deep edge with return flange
- Available in mild steel pre galvanised, mild steel hot dip galvanised and stainless steel.
- Complies with BS EN 61537:2000
- Standard length of trays is 3mts.
- Epoxy coated as optional.



Safe working loads are represented graphically as shown and are based on the cable tray being continuous over four spans or more.

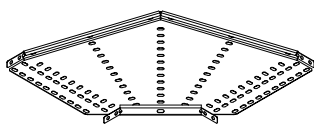
Straight Trays



Width (mm)	Part No.	Guage	Description
50	MK-CTSL25/0050HDG3	0.7	Straight Tray 25 deep, 50 wide, post hot dip galv x 3m long
75	MK-CTSL25/0075HDG3	0.7	Straight Tray 25 deep, 75 wide, post hot dip galv x 3m long
100	MK-CTSL25/0100HDG3	0.7	Straight Tray 25 deep, 100 wide, post hot dip galv x 3m long
150	MK-CTSL25/0150HDG3	0.9	Straight Tray 25 deep, 150 wide, post hot dip galv x 3m long
225	MK-CTSL25/0225HDG3	0.9	Straight Tray 25 deep, 225 wide, post hot dip galv x 3m long
300	MK-CTSL25/0300HDG3	1	Straight Tray 25 deep, 300 wide, post hot dip galv x 3m long
450	MK-CTSL25/0450HDG3	1.2	Straight Tray 25 deep, 450 wide, post hot dip galv x 3m long
600	MK-CTSL25/0600HDG3	1.2	Straight Tray 25 deep, 600 wide, post hot dip galv x 3m long
750	MK-CTSL25/0750HDG3	2	Straight Tray 25 deep, 750 wide, post hot dip galv x 3m long
900	MK-CTSL25/0900HDG3	2	Straight Tray 25 deep, 900 wide, post hot dip galv x 3m long

* Finish: Pre-galvanised = PG, hot dip galvanised = HDG, stainless steel grade 316 = SS

90° Flat Bends

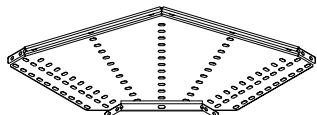


Width (mm)	Part No.	Guage	Description
50	MK-CTFB25/0050HDG90	0.7	Flat Bend 25 deep, 50 wide, post hot dip galv, 90 degree
75	MK-CTFB25/0075HDG90	0.7	Flat Bend 25 deep, 75 wide, post hot dip galv, 90 degree
100	MK-CTFB25/0100HDG90	0.7	Flat Bend 25 deep, 100 wide, post hot dip galv, 90 degree
150	MK-CTFB25/0150HDG90	0.8	Flat Bend 25 deep, 150 wide, post hot dip galv, 90 degree
225	MK-CTFB25/0225HDG90	0.8	Flat Bend 25 deep, 225 wide, post hot dip galv, 90 degree
300	MK-CTFB25/0300HDG90	0.9	Flat Bend 25 deep, 300 wide, post hot dip galv, 90 degree
450	MK-CTFB25/0450HDG90	1.0	Flat Bend 25 deep, 450 wide, post hot dip galv, 90 degree
600	MK-CTFB25/0600HDG90	1.0	Flat Bend 25 deep, 600 wide, post hot dip galv, 90 degree
750	MK-CTFB25/0750HDG90	1.5	Flat Bend 25 deep, 750 wide, post hot dip galv, 90 degree
900	MK-CTFB25/0900HDG90	1.5	Flat Bend 25 deep, 900 wide, post hot dip galv, 90 degree

* Finish: Pre-galvanised = PG, hot dip galvanised = HDG, stainless steel grade 316 = SS

Cable Trays

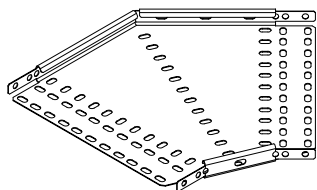
60° Flat Bends



Width (mm)	Part No.	Gauge	Description
50	MK-CTFB25/0050HDG60	0.7	Flat Bend 25 deep, 50 wide, post hot dip galv, 60 degree
75	MK-CTFB25/0075HDG60	0.7	Flat Bend 25 deep, 75 wide, post hot dip galv, 60 degree
100	MK-CTFB25/0100HDG60	0.7	Flat Bend 25 deep, 100 wide, post hot dip galv, 60 degree
150	MK-CTFB25/0150HDG60	0.8	Flat Bend 25 deep, 150 wide, post hot dip galv, 60 degree
225	MK-CTFB25/0225HDG60	0.8	Flat Bend 25 deep, 225 wide, post hot dip galv, 60 degree
300	MK-CTFB25/0300HDG60	0.9	Flat Bend 25 deep, 300 wide, post hot dip galv, 60 degree
450	MK-CTFB25/0450HDG60	1	Flat Bend 25 deep, 450 wide, post hot dip galv, 60 degree
600	MK-CTFB25/0600HDG60	1	Flat Bend 25 deep, 600 wide, post hot dip galv, 60 degree
750	MK-CTFB25/0750HDG60	1.5	Flat Bend 25 deep, 750 wide, post hot dip galv, 60 degree
900	MK-CTFB25/0900HDG60	1.5	Flat Bend 25 deep, 900 wide, post hot dip galv, 60 degree

* Finish: Pre-galvanised = PG, hot dip galvanised = HDG, stainless steel grade 316 = SS

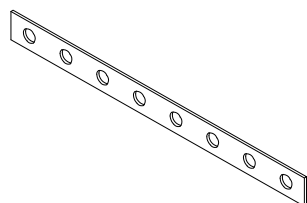
45° Flat Bends



Width (mm)	Part No.	Gauge	Description
50	MK-CTFB25/0050HDG45	0.7	Flat Bend 25 deep, 50 wide, post hot dip galv, 45 degree
75	MK-CTFB25/0075HDG45	0.7	Flat Bend 25 deep, 75 wide, post hot dip galv, 45 degree
100	MK-CTFB25/0100HDG45	0.7	Flat Bend 25 deep, 100 wide, post hot dip galv, 45 degree
150	MK-CTFB25/0150HDG45	0.8	Flat Bend 25 deep, 150 wide, post hot dip galv, 45 degree
225	MK-CTFB25/0225HDG45	0.8	Flat Bend 25 deep, 225 wide, post hot dip galv, 45 degree
300	MK-CTFB25/0300HDG45	0.9	Flat Bend 25 deep, 300 wide, post hot dip galv, 45 degree
450	MK-CTFB25/0450HDG45	1	Flat Bend 25 deep, 450 wide, post hot dip galv, 45 degree
600	MK-CTFB25/0600HDG45	1	Flat Bend 25 deep, 600 wide, post hot dip galv, 45 degree
750	MK-CTFB25/0750HDG45	1.5	Flat Bend 25 deep, 750 wide, post hot dip galv, 45 degree
900	MK-CTFB25/0900HDG45	1.5	Flat Bend 25 deep, 900 wide, post hot dip galv, 45 degree

* Finish: Pre-galvanised = PG, hot dip galvanised = HDG, stainless steel grade 316 = SS

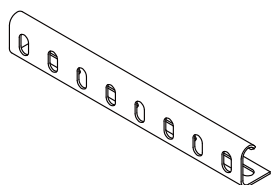
Medium Duty Straight Couplers



Width (mm)	Part No.	Description
-	MK-CTSC 25HDGPR	Straight Couplers, post hot dip galvanised

* Finish: hot dip galvanised = HDG, stainless steel grade 316 = SS, not available in pre-galvanised

Medium Duty Wrap Over Couplers

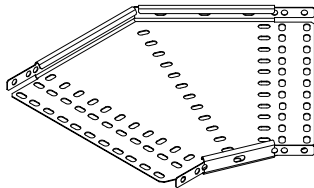


Width (mm)	Part No.	Description
-	MK-CTC 25HDGPR	Couplers - wrap over, post hot dip galvanised

* Finish: Pre-galvanised = PG, hot dip galvanised = HDG, stainless steel grade 316 = SS

Supplied in pairs

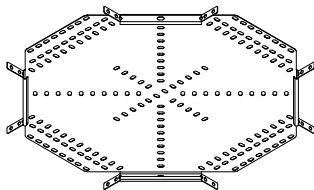
30° Flat Bends



Width (mm)	Part No.	Gauge	Description
50	MK-CTFB25/0050HDG30	0.7	Flat Bend 25 deep, 50 wide, post hot dip galv, 30 degree
75	MK-CTFB25/0075HDG30	0.7	Flat Bend 25 deep, 75 wide, post hot dip galv, 30 degree
100	MK-CTFB25/0100HDG30	0.7	Flat Bend 25 deep, 100 wide, post hot dip galv, 30 degree
150	MK-CTFB25/0150HDG30	0.8	Flat Bend 25 deep, 150 wide, post hot dip galv, 30 degree
225	MK-CTFB25/0225HDG30	0.8	Flat Bend 25 deep, 225 wide, post hot dip galv, 30 degree
300	MK-CTFB25/0300HDG30	0.9	Flat Bend 25 deep, 300 wide, post hot dip galv, 30 degree
450	MK-CTFB25/0450HDG30	1	Flat Bend 25 deep, 450 wide, post hot dip galv, 30 degree
600	MK-CTFB25/0600HDG30	1	Flat Bend 25 deep, 600 wide, post hot dip galv, 30 degree
750	MK-CTFB25/0750HDG30	1.5	Flat Bend 25 deep, 750 wide, post hot dip galv, 30 degree
900	MK-CTFB25/0900HDG30	1.5	Flat Bend 25 deep, 900 wide, post hot dip galv, 30 degree

* Finish: Pre-galvanised = PG, hot dip galvanised = HDG, stainless steel grade 316 = SS

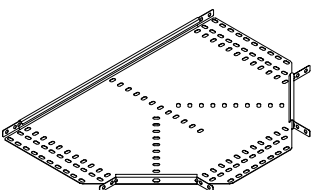
Cross Overs



Width (mm)	Part No.	Gauge	Description
50	MK-CTCO25/0050HDG	0.7	Cross Over 25 deep, 50 wide, post hot dip galv
75	MK-CTCO25/0075HDG	0.7	Cross Over 25 deep, 75 wide, post hot dip galv
100	MK-CTCO25/0100HDG	0.7	Cross Over 25 deep, 100 wide, post hot dip galv
150	MK-CTCO25/0150HDG	0.8	Cross Over 25 deep, 150 wide, post hot dip galv
225	MK-CTCO25/0225HDG	0.8	Cross Over 25 deep, 225 wide, post hot dip galv
300	MK-CTCO25/0300HDG	0.9	Cross Over 25 deep, 300 wide, post hot dip galv
450	MK-CTCO25/0450HDG	1.0	Cross Over 25 deep, 450 wide, post hot dip galv
600	MK-CTCO25/0600HDG	1.0	Cross Over 25 deep, 600 wide, post hot dip galv
750	MK-CTCO25/0750HDG	1.5	Cross Over 25 deep, 750 wide, post hot dip galv
900	MK-CTCO25/0900HDG	1.5	Cross Over 25 deep, 900 wide, post hot dip galv

* Finish: Pre-galvanised = PG, hot dip galvanised = HDG, stainless steel grade 316 = SS

Equal Tees

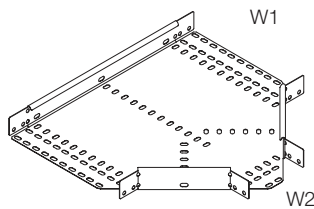


Width (mm)	Part No.	Gauge	Description
50	MK-CTET25/0050HDG	0.7	Equal Tees 25 deep, 50 wide, post hot dip galv
75	MK-CTET25/0075HDG	0.7	Equal Tees 25 deep, 75 wide, post hot dip galv
100	MK-CTET25/0100HDG	0.7	Equal Tees 25 deep, 100 wide, post hot dip galv
150	MK-CTET25/0150HDG	0.8	Equal Tees 25 deep, 150 wide, post hot dip galv
225	MK-CTET25/0225HDG	0.8	Equal Tees 25 deep, 225 wide, post hot dip galv
300	MK-CTET25/0300HDG	0.9	Equal Tees 25 deep, 300 wide, post hot dip galv
450	MK-CTET25/0450HDG	1.0	Equal Tees 25 deep, 450 wide, post hot dip galv
600	MK-CTET25/0600HDG	1.0	Equal Tees 25 deep, 600 wide, post hot dip galv
750	MK-CTET25/0750HDG	1.5	Equal Tees 25 deep, 750 wide, post hot dip galv
900	MK-CTET25/0900HDG	1.5	Equal Tees 25 deep, 900 wide, post hot dip galv

* Finish: Pre-galvanised = PG, hot dip galvanised = HDG, stainless steel grade 316 = SS

Cable Trays

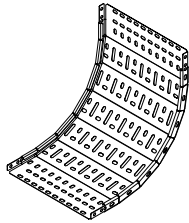
Unequal Tees



Width (mm)	Part No.	Gauge	Description
50	MK-CTUT25/0050/"W2"HDG	0.7	Tray Unequal Tee 25mm deep, 50mm to "W2", post hot dip galv
75	MK-CTUT25/0075/"W2"HDG	0.7	Tray Unequal Tee 25mm deep, 75mm to "W2", post hot dip galv
100	MK-CTUT25/0100/"W2"HDG	0.7	Tray Unequal Tee 25mm deep, 100mm to "W2", post hot dip galv
150	MK-CTUT25/0150/"W2"HDG	0.8	Tray Unequal Tee 25mm deep, 150mm to "W2", post hot dip galv
225	MK-CTUT25/0225/"W2"HDG	0.8	Tray Unequal Tee 25mm deep, 225mm to "W2", post hot dip galv
300	MK-CTUT25/0300/"W2"HDG	0.9	Tray Unequal Tee 25mm deep, 300mm to "W2", post hot dip galv
450	MK-CTUT25/0450/"W2"HDG	1.0	Tray Unequal Tee 25mm deep, 450mm to "W2", post hot dip galv
600	MK-CTUT25/0600/"W2"HDG	1.0	Tray Unequal Tee 25mm deep, 600mm to "W2", post hot dip galv
750	MK-CTUT25/0750/"W2"HDG	1.5	Tray Unequal Tee 25mm deep, 750mm to "W2", post hot dip galv
900	MK-CTUT25/0900/"W2"HDG	1.5	Tray Unequal Tee 25mm deep, 900mm to "W2", post hot dip galv

* Finish: Pre-galvanised = PG, hot dip galvanised = HDG, stainless steel grade 316 = SS

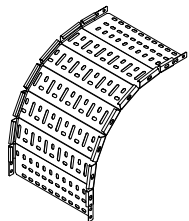
Internal Risers



Width (mm)	Part No.	Gauge	Description
50	MK-CTIR25/0050HDG90	0.7	Internal Riser 25 deep, 50 wide, post hot dip galv
75	MK-CTIR25/0075HDG90	0.7	Internal Riser 25 deep, 75 wide, post hot dip galv
100	MK-CTIR25/0100HDG90	0.7	Internal Riser 25 deep, 100 wide, post hot dip galv
150	MK-CTIR25/0150HDG90	0.8	Internal Riser 25 deep, 150 wide, post hot dip galv
225	MK-CTIR25/0225HDG90	0.8	Internal Riser 25 deep, 225 wide, post hot dip galv
300	MK-CTIR25/0300HDG90	0.9	Internal Riser 25 deep, 300 wide, post hot dip galv
450	MK-CTIR25/0450HDG90	1.0	Internal Riser 25 deep, 450 wide, post hot dip galv
600	MK-CTIR25/0600HDG90	1.0	Internal Riser 25 deep, 600 wide, post hot dip galv
750	MK-CTIR25/0750HDG90	1.5	Internal Riser 25 deep, 750 wide, post hot dip galv
900	MK-CTIR25/0900HDG90	1.5	Internal Riser 25 deep, 900 wide, post hot dip galv

* Finish: Pre-galvanised = PG, hot dip galvanised = HDG, stainless steel grade 316 = SS

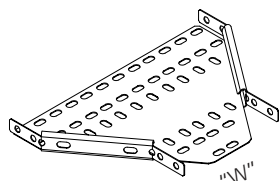
External Risers



Width (mm)	Part No.	Gauge	Description
50	MK-CTER25/0050HDG90	0.7	External Riser 25 deep, 50 wide, post hot dip galv
75	MK-CTER25/0075HDG90	0.7	External Riser 25 deep, 75 wide, post hot dip galv
100	MK-CTER25/0100HDG90	0.7	External Riser 25 deep, 100 wide, post hot dip galv
150	MK-CTER25/0150HDG90	0.8	External Riser 25 deep, 150 wide, post hot dip galv
225	MK-CTER25/0225HDG90	0.8	External Riser 25 deep, 225 wide, post hot dip galv
300	MK-CTER25/0300HDG90	0.9	External Riser 25 deep, 300 wide, post hot dip galv
450	MK-CTER25/0450HDG90	1.0	External Riser 25 deep, 450 wide, post hot dip galv
600	MK-CTER25/0600HDG90	1.0	External Riser 25 deep, 600 wide, post hot dip galv
750	MK-CTER25/0750HDG90	1.5	External Riser 25 deep, 750 wide, post hot dip galv
900	MK-CTER25/0900HDG90	1.5	External Riser 25 deep, 900 wide, post hot dip galv

* Finish: Pre-galvanised = PG, hot dip galvanised = HDG, stainless steel grade 316 = SS

Straight Reducers

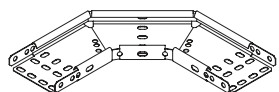


Width (mm)	Part No.	Guage	Description
75	MK-CTSR25/0075/"W"HDG	0.7	Straight Reducer 25 deep, 75 wide reduce to "W", post hot dip galv
100	MK-CTSR25/0100/"W"HDG	0.7	Straight Reducer 25 deep, 100 wide reduce to "W", post hot dip galv
150	MK-CTSR25/0150/"W"HDG	0.7	Straight Reducer 25 deep, 150 wide reduce to "W", post hot dip galv
225	MK-CTSR25/0225/"W"HDG	0.7	Straight Reducer 25 deep, 225 wide reduce to "W", post hot dip galv
300	MK-CTSR25/0300/"W"HDG	0.9	Straight Reducer 25 deep, 300 wide reduce to "W", post hot dip galv
450	MK-CTSR25/0450/"W"HDG	1.0	Straight Reducer 25 deep, 450 wide reduce to "W", post hot dip galv
600	MK-CTSR25/0600/"W"HDG	1.0	Straight Reducer 25 deep, 600 wide reduce to "W", post hot dip galv
750	MK-CTSR25/0750/"W"HDG	1.5	Straight Reducer 25 deep, 750 wide reduce to "W", post hot dip galv
900	MK-CTSR25/0900/"W"HDG	1.5	Straight Reducer 25 deep, 900 wide reduce to "W", post hot dip galv

* Insert reduced width "W" into part number when ordering

* Finish: Pre-galvanised = PG, hot dip galvanised = HDG, stainless steel grade 316 = SS

Adjustable Flat Bends



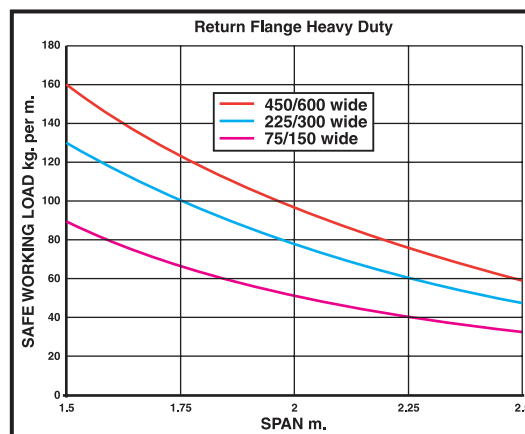
Width (mm)	Part No.	Guage	Description
50	MK-CTAB25/0050/HDG	0.7	Adjustable bend 25mm deep, 50mm wide, post hot dip galv
75	MK-CTAB25/0075/HDG	0.7	Adjustable bend 25mm deep, 50mm wide, post hot dip galv
100	MK-CTAB25/0100/HDG	0.7	Adjustable bend 25mm deep, 50mm wide, post hot dip galv
150	MK-CTAB25/0150/HDG	0.8	Adjustable bend 25mm deep, 50mm wide, post hot dip galv
225	MK-CTAB25/0225/HDG	0.8	Adjustable bend 25mm deep, 50mm wide, post hot dip galv
300	MK-CTAB25/0300/HDG	0.9	Adjustable bend 25mm deep, 50mm wide, post hot dip galv
450	MK-CTAB25/0450/HDG	1.0	Adjustable bend 25mm deep, 50mm wide, post hot dip galv
600	MK-CTAB25/0600/HDG	1.0	Adjustable bend 25mm deep, 50mm wide, post hot dip galv
750	MK-CTAB25/0750/HDG	1.5	Adjustable bend 25mm deep, 50mm wide, post hot dip galv
900	MK-CTAB25/0900/HDG	1.5	Adjustable bend 25mm deep, 50mm wide, post hot dip galv

* Finish: Pre-galvanised = PG, hot dip galvanised = HDG, stainless steel grade 316 = SS

Cable Trays

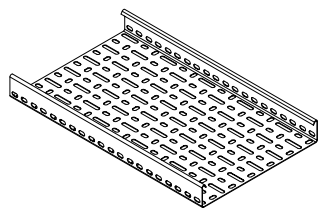
Heavy Duty Cable Trays

- 50mm Deep edge with return flange
- Available in mild steel pre galvanised, mild steel hot dip galvanised and stainless steel.
- Complies with BS EN 61537:2000
- Standard length of trays is 3mts.
- Epoxy coated as optional.



Safe working loads are represented graphically as shown and are based on the cable tray being continuous over four spans or more.

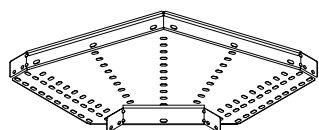
Straight Trays



Width (mm)	Part No.	Gauge	Description
75	MK-CTSL50/0075HDG3	0.8	Straight Tray 50 deep, 75 wide, post hot dip galv x 3m long
100	MK-CTSL50/0100HDG3	0.8	Straight Tray 50 deep, 100 wide, post hot dip galv x 3m long
150	MK-CTSL50/0150HDG3	0.9	Straight Tray 50 deep, 150 wide, post hot dip galv x 3m long
225	MK-CTSL50/0225HDG3	1.2	Straight Tray 50 deep, 225 wide, post hot dip galv x 3m long
300	MK-CTSL50/0300HDG3	1.2	Straight Tray 50 deep, 300 wide, post hot dip galv x 3m long
450	MK-CTSL50/0450HDG3	1.5	Straight Tray 50 deep, 450 wide, post hot dip galv x 3m long
600	MK-CTSL50/0600HDG3	1.5	Straight Tray 50 deep, 600 wide, post hot dip galv x 3m long
750	MK-CTSL50/0750HDG3	2.0	Straight Tray 50 deep, 750 wide, post hot dip galv x 3m long
900	MK-CTSL50/0900HDG3	2.0	Straight Tray 50 deep, 900 wide, post hot dip galv x 3m long

* Finish: Pre-galvanised = PG, hot dip galvanised = HDG, stainless steel grade 316 = SS

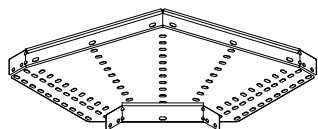
90° Flat Bends



Width (mm)	Part No.	Gauge	Description
75	MK-CTFB50/0075HDG90	0.7	Flat Bend 50 deep, 75 wide, post hot dip galv, 90 degree
100	MK-CTFB50/0100HDG90	0.7	Flat Bend 50 deep, 100 wide, post hot dip galv, 90 degree
150	MK-CTFB50/0150HDG90	0.8	Flat Bend 50 deep, 150 wide, post hot dip galv, 90 degree
225	MK-CTFB50/0225HDG90	0.8	Flat Bend 50 deep, 225 wide, post hot dip galv, 90 degree
300	MK-CTFB50/0300HDG90	0.9	Flat Bend 50 deep, 300 wide, post hot dip galv, 90 degree
450	MK-CTFB50/0450HDG90	1.0	Flat Bend 50 deep, 450 wide, post hot dip galv, 90 degree
600	MK-CTFB50/0600HDG90	1.0	Flat Bend 50 deep, 600 wide, post hot dip galv, 90 degree
750	MK-CTFB50/0750HDG90	1.5	Flat Bend 50 deep, 750 wide, post hot dip galv, 90 degree
900	MK-CTFB50/0900HDG90	1.5	Flat Bend 50 deep, 900 wide, post hot dip galv, 90 degree

* Finish: Pre-galvanised = PG, hot dip galvanised = HDG, stainless steel grade 316 = SS

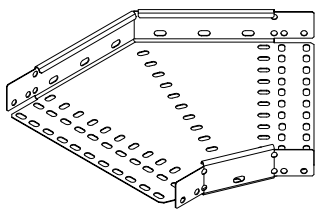
60° Flat Bends



Width (mm)	Part No.	Gauge	Description
75	MK-CTFB50/0075HDG60	0.7	Flat Bend 50 deep, 75 wide, post hot dip galv, 60 degree
100	MK-CTFB50/0100HDG60	0.7	Flat Bend 50 deep, 100 wide, post hot dip galv, 60 degree
150	MK-CTFB50/0150HDG60	0.8	Flat Bend 50 deep, 150 wide, post hot dip galv, 60 degree
225	MK-CTFB50/0225HDG60	1.0	Flat Bend 50 deep, 225 wide, post hot dip galv, 60 degree
300	MK-CTFB50/0300HDG60	1.0	Flat Bend 50 deep, 300 wide, post hot dip galv, 60 degree
450	MK-CTFB50/0450HDG60	1.2	Flat Bend 50 deep, 450 wide, post hot dip galv, 60 degree
600	MK-CTFB50/0600HDG60	1.2	Flat Bend 50 deep, 600 wide, post hot dip galv, 60 degree
750	MK-CTFB50/0750HDG60	1.5	Flat Bend 50 deep, 750 wide, post hot dip galv, 60 degree
900	MK-CTFB50/0900HDG60	1.5	Flat Bend 50 deep, 900 wide, post hot dip galv, 60 degree

* Finish: Pre-galvanised = PG, hot dip galvanised = HDG, stainless steel grade 316 = SS

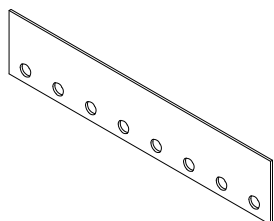
45° Flat Bends



Width (mm)	Part No.	Gauge	Description
75	MK-CTFB50/0075HDG45	0.7	Flat Bend 50 deep, 75 wide, post hot dip galv, 45 degree
100	MK-CTFB50/0100HDG45	0.7	Flat Bend 50 deep, 100 wide, post hot dip galv, 45 degree
150	MK-CTFB50/0150HDG45	0.8	Flat Bend 50 deep, 150 wide, post hot dip galv, 45 degree
225	MK-CTFB50/0225HDG45	1.0	Flat Bend 50 deep, 225 wide, post hot dip galv, 45 degree
300	MK-CTFB50/0300HDG45	1.0	Flat Bend 50 deep, 300 wide, post hot dip galv, 45 degree
450	MK-CTFB50/0450HDG45	1.2	Flat Bend 50 deep, 450 wide, post hot dip galv, 45 degree
600	MK-CTFB50/0600HDG45	1.2	Flat Bend 50 deep, 600 wide, post hot dip galv, 45 degree
750	MK-CTFB50/0750HDG45	1.5	Flat Bend 50 deep, 750 wide, post hot dip galv, 45 degree
900	MK-CTFB50/0900HDG45	1.5	Flat Bend 50 deep, 900 wide, post hot dip galv, 45 degree

* Finish: Pre-galvanised = PG, hot dip galvanised = HDG, stainless steel grade 316 = SS

Heavy Duty Straight Couplers

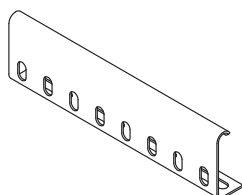


Width (mm)	Part No.	Description
-	MK-CTSC50HDGPR	Straight Couplers, post hot dip galvanised

* Finish: hot dip galvanised = HDG, stainless steel grade 316 = SS

Supplied in pairs.

Heavy Duty Wrap Over Couplers



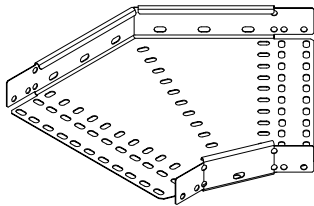
Width (mm)	Part No.	Description
-	MK-CTC50HDGPR	Couplers - wrap over, post hot dip galvanised

* Finish: Pre-galvanised = PG, hot dip galvanised = HDG, stainless steel grade 316 = SS

Supplied in pairs.

Cable Trays

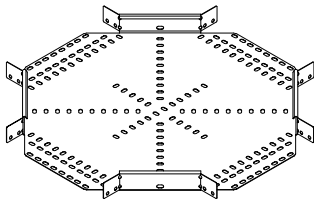
30° Flat Bends



Width (mm)	Part No.	Gauge	Description
75	MK-CTFB50/0075HDG30	0.7	Flat Bend 50 deep, 75 wide, post hot dip galv, 30 degree
100	MK-CTFB50/0100HDG30	0.7	Flat Bend 50 deep, 100 wide, post hot dip galv, 30 degree
150	MK-CTFB50/0150HDG30	0.8	Flat Bend 50 deep, 150 wide, post hot dip galv, 30 degree
225	MK-CTFB50/0225HDG30	1.0	Flat Bend 50 deep, 225 wide, post hot dip galv, 30 degree
300	MK-CTFB50/0300HDG30	1.0	Flat Bend 50 deep, 300 wide, post hot dip galv, 30 degree
450	MK-CTFB50/0450HDG30	1.2	Flat Bend 50 deep, 450 wide, post hot dip galv, 30 degree
600	MK-CTFB50/0600HDG30	1.2	Flat Bend 50 deep, 600 wide, post hot dip galv, 30 degree
750	MK-CTFB50/0750HDG30	1.5	Flat Bend 50 deep, 750 wide, post hot dip galv, 30 degree
900	MK-CTFB50/0900HDG30	1.5	Flat Bend 50 deep, 900 wide, post hot dip galv, 30 degree

* Finish: Pre-galvanised = PG, hot dip galvanised = HDG, stainless steel grade 316 = SS

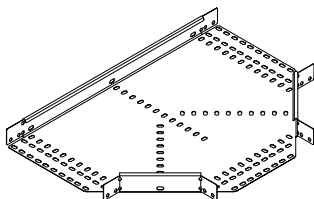
Cross Overs



Width (mm)	Part No.	Gauge	Description
75	MK-CTCO50/0075HDG	0.7	Cross Over 50 deep, 75 wide, post hot dip galv
100	MK-CTCO50/0100HDG	0.7	Cross Over 50 deep, 100 wide, post hot dip galv
150	MK-CTCO50/0150HDG	0.8	Cross Over 50 deep, 150 wide, post hot dip galv
225	MK-CTCO50/0225HDG	1.0	Cross Over 50 deep, 225 wide, post hot dip galv
300	MK-CTCO50/0300HDG	1.0	Cross Over 50 deep, 300 wide, post hot dip galv
450	MK-CTCO50/0450HDG	1.2	Cross Over 50 deep, 450 wide, post hot dip galv
600	MK-CTCO50/0600HDG	1.2	Cross Over 50 deep, 600 wide, post hot dip galv
750	MK-CTCO50/0750HDG	1.5	Cross Over 50 deep, 750 wide, post hot dip galv
900	MK-CTCO50/0900HDG	1.5	Cross Over 50 deep, 900 wide, post hot dip galv

* Finish: Pre-galvanised = PG, hot dip galvanised = HDG, stainless steel grade 316 = SS

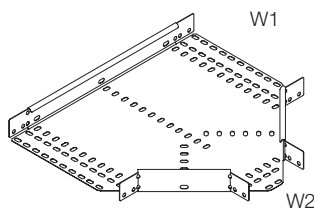
Equal Tees



Width (mm)	Part No.	Gauge	Description
75	MK-CTET50/0075HDG	0.7	Equal Tees 50 deep, 75 wide, post hot dip galv
100	MK-CTET50/0100HDG	0.7	Equal Tees 50 deep, 100 wide, post hot dip galv
150	MK-CTET50/0150HDG	0.8	Equal Tees 50 deep, 150 wide, post hot dip galv
225	MK-CTET50/0225HDG	1.0	Equal Tees 50 deep, 225 wide, post hot dip galv
300	MK-CTET50/0300HDG	1.0	Equal Tees 50 deep, 300 wide, post hot dip galv
450	MK-CTET50/0450HDG	1.2	Equal Tees 50 deep, 450 wide, post hot dip galv
600	MK-CTET50/0600HDG	1.2	Equal Tees 50 deep, 600 wide, post hot dip galv
750	MK-CTET50/0750HDG	1.5	Equal Tees 50 deep, 750 wide, post hot dip galv
900	MK-CTET50/0900HDG	1.5	Equal Tees 50 deep, 900 wide, post hot dip galv

* Finish: Pre-galvanised = PG, hot dip galvanised = HDG, stainless steel grade 316 = SS

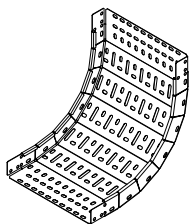
Unequal Tees



Width (mm)	Part No.	Gauge	Description
75	MK-CTUT50/0075/"W2"HDG	0.7	Tray Unequal Tee 50 deep, 75 mm to "W2", post hot dip galv
100	MK-CTUT50/0100/"W2"HDG	0.7	Tray Unequal Tee 50 deep, 100 mm to "W2", post hot dip galv
150	MK-CTUT50/0150/"W2"HDG	0.8	Tray Unequal Tee 50 deep, 150 mm to "W2", post hot dip galv
225	MK-CTUT50/0225/"W2"HDG	1.0	Tray Unequal Tee 50 deep, 225 mm to "W2", post hot dip galv
300	MK-CTUT50/0300/"W2"HDG	1.0	Tray Unequal Tee 50 deep, 300 mm to "W2", post hot dip galv
450	MK-CTUT50/0450/"W2"HDG	1.2	Tray Unequal Tee 50 deep, 450 mm to "W2", post hot dip galv
600	MK-CTUT50/0600/"W2"HDG	1.2	Tray Unequal Tee 50 deep, 600 mm to "W2", post hot dip galv
750	MK-CTUT50/0750/"W2"HDG	1.5	Tray Unequal Tee 50 deep, 750 mm to "W2", post hot dip galv
900	MK-CTUT50/0900/"W2"HDG	1.5	Tray Unequal Tee 50 deep, 900 mm to "W2", post hot dip galv

* Finish: Pre-galvanised = PG, hot dip galvanised = HDG, stainless steel grade 316 = SS

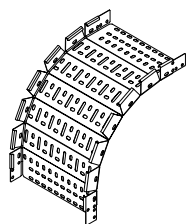
Internal Risers



Width (mm)	Part No.	Gauge	Description
75	MK-CTIR50/0075HDG90	0.7	Internal Riser 50 deep, 75 wide, post hot dip galv
100	MK-CTIR50/0100HDG90	0.7	Internal Riser 50 deep, 100 wide, post hot dip galv
150	MK-CTIR50/0150HDG90	0.8	Internal Riser 50 deep, 150 wide, post hot dip galv
225	MK-CTIR50/0225HDG90	1.0	Internal Riser 50 deep, 225 wide, post hot dip galv
300	MK-CTIR50/0300HDG90	1.0	Internal Riser 50 deep, 300 wide, post hot dip galv
450	MK-CTIR50/0450HDG90	1.2	Internal Riser 50 deep, 450 wide, post hot dip galv
600	MK-CTIR50/0600HDG90	1.2	Internal Riser 50 deep, 600 wide, post hot dip galv
750	MK-CTIR50/0750HDG90	1.5	Internal Riser 50 deep, 750 wide, post hot dip galv
900	MK-CTIR50/0900HDG90	1.5	Internal Riser 50 deep, 900 wide, post hot dip galv

* Finish: Pre-galvanised = PG, hot dip galvanised = HDG, stainless steel grade 316 = SS

External Risers

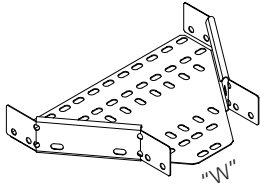


Width (mm)	Part No.	Gauge	Description
75	MK-CTER50/0075HDG90	0.7	External Riser 50 deep, 75 wide, post hot dip galv
100	MK-CTER50/0100HDG90	0.7	External Riser 50 deep, 100 wide, post hot dip galv
150	MK-CTER50/0150HDG90	0.8	External Riser 50 deep, 150 wide, post hot dip galv
225	MK-CTER50/0225HDG90	1.0	External Riser 50 deep, 225 wide, post hot dip galv
300	MK-CTER50/0300HDG90	1.0	External Riser 50 deep, 300 wide, post hot dip galv
450	MK-CTER50/0450HDG90	1.2	External Riser 50 deep, 450 wide, post hot dip galv
600	MK-CTER50/0600HDG90	1.2	External Riser 50 deep, 600 wide, post hot dip galv
750	MK-CTER50/0750HDG90	1.5	External Riser 50 deep, 750 wide, post hot dip galv
900	MK-CTER50/0900HDG90	1.5	External Riser 50 deep, 900 wide, post hot dip galv

* Finish: Pre-galvanised = PG, hot dip galvanised = HDG, stainless steel grade 316 = SS

Cable Trays

Straight Reducers

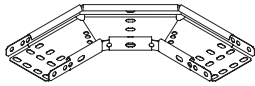


Width (mm)	Part No.	Gauge	Description
100	MK-CTSR50/0100/"W"HDG	0.7	Straight Reducer 50 deep, 100 wide reduce to "W", post hot dip galv
150	MK-CTSR50/0150/"W"HDG	0.7	Straight Reducer 50 deep, 150 wide reduce to "W", post hot dip galv
225	MK-CTSR50/0225/"W"HDG	1.0	Straight Reducer 50 deep, 225 wide reduce to "W", post hot dip galv
300	MK-CTSR50/0300/"W"HDG	1.0	Straight Reducer 50 deep, 300 wide reduce to "W", post hot dip galv
450	MK-CTSR50/0450/"W"HDG	1.2	Straight Reducer 50 deep, 450 wide reduce to "W", post hot dip galv
600	MK-CTSR50/0600/"W"HDG	1.2	Straight Reducer 50 deep, 600 wide reduce to "W", post hot dip galv
750	MK-CTSR50/0750/"W"HDG	1.5	Straight Reducer 50 deep, 750 wide reduce to "W", post hot dip galv
900	MK-CTSR50/0900/"W"HDG	1.5	Straight Reducer 50 deep, 900 wide reduce to "W", post hot dip galv

* Insert reduced width "W" into part number when ordering

* Finish: Pre-galvanised = PG, hot dip galvanised = HDG, stainless steel grade 316 = SS

Adjustable Flat Bends

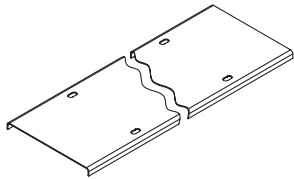


Width (mm)	Part No.	Gauge	Description
75	MK-CTAB50/0075/HDG	0.7	Adjustable bend 50mm deep, 75mm wide, post hot dip galv
100	MK-CTAB50/0100/HDG	0.7	Adjustable bend 50mm deep, 100mm wide, post hot dip galv
150	MK-CTAB50/0150/HDG	0.8	Adjustable bend 50mm deep, 150mm wide, post hot dip galv
225	MK-CTAB50/0225/HDG	0.8	Adjustable bend 50mm deep, 225mm wide, post hot dip galv
300	MK-CTAB50/0300/HDG	0.9	Adjustable bend 50mm deep, 300mm wide, post hot dip galv
450	MK-CTAB50/0450/HDG	1.0	Adjustable bend 50mm deep, 450mm wide, post hot dip galv
600	MK-CTAB50/0600/HDG	1.0	Adjustable bend 50mm deep, 600mm wide, post hot dip galv
750	MK-CTAB50/0750/HDG	1.5	Adjustable bend 50mm deep, 750mm wide, post hot dip galv
900	MK-CTAB50/0900/HDG	1.5	Adjustable bend 50mm deep, 900mm wide, post hot dip galv

* Finish: Pre-galvanised = PG, hot dip galvanised = HDG, stainless steel grade 316 = SS

Light Duty Tray Covers

Straight Length Cover - 3m Long



Width (mm)	Part No.	Description
50	MK-CTSL12CV/050HDG3	Tray straight ventilated cover for 12mm deep, 50mm wide, post hot dip galv x 3m long
75	MK-CTSL12CV/075HDG3	Tray straight ventilated cover for 12mm deep, 75mm wide, post hot dip galv x 3m long
100	MK-CTSL12CV/100HDG3	Tray straight ventilated cover for 12mm deep, 100mm wide, post hot dip galv x 3m long
150	MK-CTSL12CV/150HDG3	Tray straight ventilated cover for 12mm deep, 150mm wide, post hot dip galv x 3m long
225	MK-CTSL12CV/225HDG3	Tray straight ventilated cover for 12mm deep, 225mm wide, post hot dip galv x 3m long
300	MK-CTSL18CV/300HDG3	Tray straight ventilated cover for 18mm deep, 300mm wide, post hot dip galv x 3m long

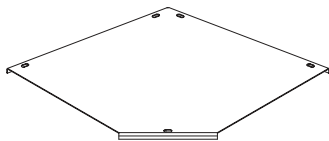
* Finish: Pre-galvanised = PG, hot dip galvanised = HDG, stainless steel grade 316 = SS

* Closed cover not available for 12mm & 18mm deep cable tray

* Includes 6 fixing clamps & fasteners

* CV denotes ventilated covers

Cover - 90° Flat Bends



Width (mm)	Part No.	Description
50	MK-CTFB12CV/050HDG90	Flat bend cover 12mm deep, 50mm wide, post hot dip galv , 90 degree
75	MK-CTFB12CV/075HDG90	Flat bend cover 12mm deep, 75mm wide, post hot dip galv , 90 degree
100	MK-CTFB12CV/100HDG90	Flat bend cover 12mm deep, 100mm wide, post hot dip galv , 90 degree
150	MK-CTFB12CV/150HDG90	Flat bend cover 12mm deep, 150mm wide, post hot dip galv , 90 degree
225	MK-CTFB12CV/225HDG90	Flat bend cover 12mm deep, 225mm wide, post hot dip galv , 90 degree
300	MK-CTFB18CV/300HDG90	Flat bend cover 18mm deep, 300mm wide, post hot dip galv , 90 degree

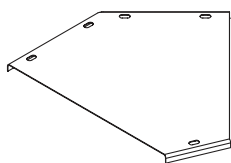
* Finish: Pre-galvanised = PG, hot dip galvanised = HDG, stainless steel grade 316 = SS

* Closed cover not available for 12mm & 18mm deep cable tray

* Includes 5 fixing clamps & fasteners

* CV denotes ventilated covers

Cover - 45° Flat Bends



Width (mm)	Part No.	Description
50	MK-CTFB12CV/050HDG45	Flat bend cover 12mm deep, 50mm wide, post hot dip galv , 45 degree
75	MK-CTFB12CV/075HDG45	Flat bend cover 12mm deep, 75mm wide, post hot dip galv , 45 degree
100	MK-CTFB12CV/100HDG45	Flat bend cover 12mm deep, 100mm wide, post hot dip galv , 45 degree
150	MK-CTFB12CV/150HDG45	Flat bend cover 12mm deep, 150mm wide, post hot dip galv , 45 degree
225	MK-CTFB12CV/225HDG45	Flat bend cover 12mm deep, 225mm wide, post hot dip galv , 45 degree
300	MK-CTFB18CV/300HDG45	Flat bend cover 18mm deep, 300mm wide, post hot dip galv , 45 degree

* Finish: Pre-galvanised = PG, hot dip galvanised = HDG, stainless steel grade 316 = SS

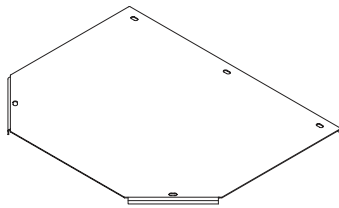
* Closed cover not available for 12mm & 18mm deep cable tray

* Includes 5 fixing clamps & fasteners

* CV denotes ventilated covers

Cable Tray Covers

Cover - Equal Tees



Width (mm)	Part No.	Description
50	MK-CTET12CV/050HDG	Equal Tee Cover 12mm deep, 50mm wide, post hot dip galv
75	MK-CTET12CV/075HDG	Equal Tee Cover 12mm deep, 75mm wide, post hot dip galv
100	MK-CTET12CV/100HDG	Equal Tee Cover 12mm deep, 100mm wide, post hot dip galv
150	MK-CTET12CV/150HDG	Equal Tee Cover 12mm deep, 150mm wide, post hot dip galv
225	MK-CTET12CV/225HDG	Equal Tee Cover 12mm deep, 225mm wide, post hot dip galv
300	MK-CTET18CV/300HDG	Equal Tee Cover 18mm deep, 300mm wide, post hot dip galv

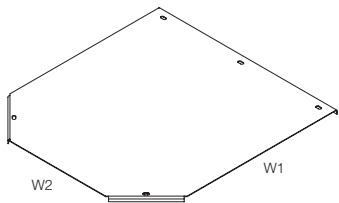
* Finish: Pre-galvanised = PG, hot dip galvanised = HDG, stainless steel grade 316 = SS

* Closed cover not available for 12mm & 18mm deep cable tray

* Includes 4 fixing clamps & fasteners

* CV denotes ventilated covers

Cover - Unequal Tees



Width (mm)	Part No.	Description
50	MK-CTUT12CV/050/"W2"HDG	Unequal Tee Cover 12mm deep, 50mm wide to "W2", post hot dip galv
75	MK-CTUT12CV/075/"W2"HDG	Unequal Tee Cover 12mm deep, 75mm wide to "W2", post hot dip galv
100	MK-CTUT12CV/100/"W2"HDG	Unequal Tee Cover 12mm deep, 100mm wide to "W2", post hot dip galv
150	MK-CTUT12CV/150/"W2"HDG	Unequal Tee Cover 12mm deep, 150mm wide to "W2", post hot dip galv
225	MK-CTUT12CV/225/"W2"HDG	Unequal Tee Cover 12mm deep, 225mm wide to "W2", post hot dip galv
300	MK-CTUT18CV/300/"W2"HDG	Unequal Tee Cover 18mm deep, 300mm wide to "W2", post hot dip galv

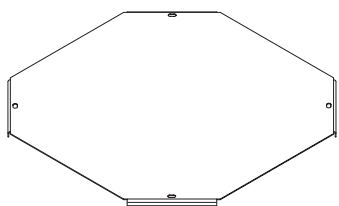
* Finish: Pre-galvanised = PG, hot dip galvanised = HDG, stainless steel grade 316 = SS

* Closed cover not available for 12mm & 18mm deep cable tray

* Includes 5 fixing clamps & fasteners

* CV denotes ventilated covers

Cover - Cross Over



Width (mm)	Part No.	Description
50	MK-CTCO12CV/050HDG	Cross Over Cover 12mm deep, 50mm wide, post hot dip galv
75	MK-CTCO12CV/075HDG	Cross Over Cover 12mm deep, 75mm wide, post hot dip galv
100	MK-CTCO12CV/100HDG	Cross Over Cover 12mm deep, 100mm wide, post hot dip galv
150	MK-CTCO12CV/150HDG	Cross Over Cover 12mm deep, 150mm wide, post hot dip galv
225	MK-CTCO12CV/225HDG	Cross Over Cover 12mm deep, 225mm wide, post hot dip galv
300	MK-CTCO18CV/300HDG	Cross Over Cover 18mm deep, 300mm wide, post hot dip galv

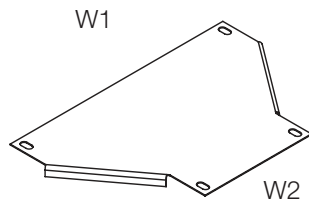
* Finish: Pre-galvanised = PG, hot dip galvanised = HDG, stainless steel grade 316 = SS

* Closed cover not available for 12mm & 18mm deep cable tray

* Includes 4 fixing clamps & fasteners

* CV denotes ventilated covers

Cover - Reducer



Width (mm)	Part No.	Description
75	MK-CTSRCV12/0075/"W2"HDG	Straight reducer cover 12mm deep, 75mm wide to "W2", post hot dip galv
100	MK-CTSRCV12/0100/"W2"HDG	Straight reducer cover 12mm deep, 100mm wide to "W2", post hot dip galv
150	MK-CTSRCV12/0150/"W2"HDG	Straight reducer cover 12mm deep, 150mm wide to "W2", post hot dip galv
225	MK-CTSRCV12/0225/"W2"HDG	Straight reducer cover 12mm deep, 225mm wide to "W2", post hot dip galv
300	MK-CTSRCV18/0300/"W2"HDG	Straight reducer cover 18mm deep, 300mm wide to "W2", post hot dip galv

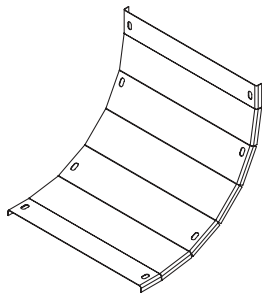
* Finish: Pre-galvanised = PG, hot dip galvanised = HDG, stainless steel grade 316 = SS

* Closed cover not available for 12mm & 18mm deep cable tray

* Includes 4 fixing clamps & fasteners

* CV denotes ventilated covers

Cover - 90° Internal Riser



Width (mm)	Part No.	Description
50	MK-CTIR12CV/050HDG90	Internal riser cover 12mm deep, 50mm wide, post hot dip galv
75	MK-CTIR12CV/075HDG90	Internal riser cover 12mm deep, 75mm wide, post hot dip galv
100	MK-CTIR12CV/100HDG90	Internal riser cover 12mm deep, 100mm wide, post hot dip galv
150	MK-CTIR12CV/150HDG90	Internal riser cover 12mm deep, 150mm wide, post hot dip galv
225	MK-CTIR12CV/225HDG90	Internal riser cover 12mm deep, 225mm wide, post hot dip galv
300	MK-CTIR18CV/300HDG90	Internal riser cover 18mm deep, 300mm wide, post hot dip galv

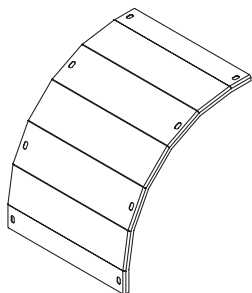
* Finish: Pre-galvanised = PG, hot dip galvanised = HDG, stainless steel grade 316 = SS

* Closed cover not available for 12mm & 18mm deep cable tray

* Includes 8 fixing clamps & fasteners

* CV denotes ventilated covers

Cover - 90° External Riser



Width (mm)	Part No.	Description
50	MK-CTER12CV/050HDG90	External riser cover 12mm deep, 50mm wide, post hot dip galv
75	MK-CTER12CV/075HDG90	External riser cover 12mm deep, 75mm wide, post hot dip galv
100	MK-CTER12CV/100HDG90	External riser cover 12mm deep, 100mm wide, post hot dip galv
150	MK-CTER12CV/150HDG90	External riser cover 12mm deep, 150mm wide, post hot dip galv
225	MK-CTER12CV/225HDG90	External riser cover 12mm deep, 225mm wide, post hot dip galv
300	MK-CTER18CV/300HDG90	External riser cover 18mm deep, 300mm wide, post hot dip galv

* Finish: Pre-galvanised = PG, hot dip galvanised = HDG, stainless steel grade 316 = SS

* Closed cover not available for 12mm & 18mm deep cable tray

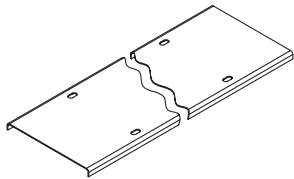
* Includes 8 fixing clamps & fasteners

* CV denotes ventilated covers

Cable Tray Covers

Medium Duty Tray Covers

Straight Length Cover



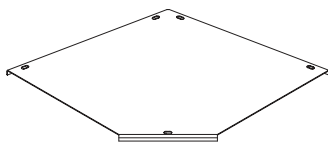
Width (mm)	Part No.	Description
50	MK-CTSL25CC/050HDG3	Tray straight closed cover for 25mm deep, 50mm wide, post hot dip galv x 3m long
75	MK-CTSL25CC/075HDG3	Tray straight closed cover for 25mm deep, 75mm wide, post hot dip galv x 3m long
100	MK-CTSL25CC/100HDG3	Tray straight closed cover for 25mm deep, 100mm wide, post hot dip galv x 3m long
150	MK-CTSL25CC/150HDG3	Tray straight closed cover for 25mm deep, 150mm wide, post hot dip galv x 3m long
225	MK-CTSL25CC/225HDG3	Tray straight closed cover for 25mm deep, 225mm wide, post hot dip galv x 3m long
300	MK-CTSL25CC/300HDG3	Tray straight closed cover for 25mm deep, 300mm wide, post hot dip galv x 3m long
450	MK-CTSL25CC/450HDG3	Tray straight closed cover for 25mm deep, 450mm wide, post hot dip galv x 3m long
600	MK-CTSL25CC/600HDG3	Tray straight closed cover for 25mm deep, 600mm wide, post hot dip galv x 3m long

* Finish: Pre-galvanised = PG, hot dip galvanised = HDG, stainless steel grade 316 = SS

* Includes 6 fixing clamps & fasteners

* Standard closed covers = CC, ventilated cover = CV

Cover - 90° Flat Bends



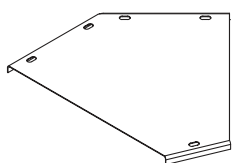
Width (mm)	Part No.	Description
50	MK-CTFB25CC/050HDG90	Flat bend cover 25mm deep, 50mm wide, post hot dip galv , 90 degree
75	MK-CTFB25CC/075HDG90	Flat bend cover 25mm deep, 75mm wide, post hot dip galv , 90 degree
100	MK-CTFB25CC/100HDG90	Flat bend cover 25mm deep, 100mm wide, post hot dip galv , 90 degree
150	MK-CTFB25CC/150HDG90	Flat bend cover 25mm deep, 150mm wide, post hot dip galv , 90 degree
225	MK-CTFB25CC/225HDG90	Flat bend cover 25mm deep, 225mm wide, post hot dip galv , 90 degree
300	MK-CTFB25CC/300HDG90	Flat bend cover 25mm deep, 300mm wide, post hot dip galv , 90 degree
450	MK-CTFB25CC/450HDG90	Flat bend cover 25mm deep, 450mm wide, post hot dip galv , 90 degree
600	MK-CTFB25CC/600HDG90	Flat bend cover 25mm deep, 600mm wide, post hot dip galv , 90 degree

* Finish: Pre-galvanised = PG, hot dip galvanised = HDG, stainless steel grade 316 = SS

* Includes 5 fixing clamps & fasteners

* Standard closed covers = CC, ventilated cover = CV

Cover - 45° Flat Bends



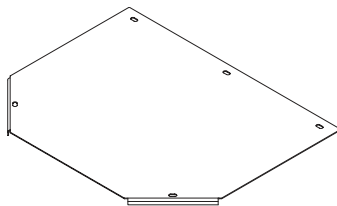
Width (mm)	Part No.	Description
50	MK-CTFB25CC/050HDG45	Flat bend cover 25mm deep, 50mm wide, post hot dip galv , 45 degree
75	MK-CTFB25CC/075HDG45	Flat bend cover 25mm deep, 75mm wide, post hot dip galv , 45 degree
100	MK-CTFB25CC/100HDG45	Flat bend cover 25mm deep, 100mm wide, post hot dip galv , 45 degree
150	MK-CTFB25CC/150HDG45	Flat bend cover 25mm deep, 150mm wide, post hot dip galv , 45 degree
225	MK-CTFB25CC/225HDG45	Flat bend cover 25mm deep, 225mm wide, post hot dip galv , 45 degree
300	MK-CTFB25CC/300HDG45	Flat bend cover 25mm deep, 300mm wide, post hot dip galv , 45 degree
450	MK-CTFB25CC/450HDG45	Flat bend cover 25mm deep, 450mm wide, post hot dip galv , 45 degree
600	MK-CTFB25CC/600HDG45	Flat bend cover 25mm deep, 600mm wide, post hot dip galv , 45 degree

* Finish: Pre-galvanised = PG, hot dip galvanised = HDG, stainless steel grade 316 = SS

* Includes 5 fixing clamps & fasteners

* Standard closed covers = CC, ventilated cover = CV

Cover - Equal Tees



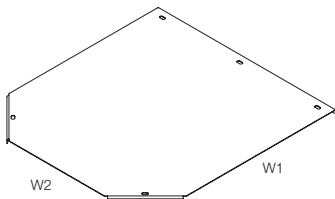
Width (mm)	Part No.	Description
50	MK-CTET25CC/050HDG	Equal Tee Cover 25mm deep, 50mm wide, post hot dip galv
75	MK-CTET25CC/075HDG	Equal Tee Cover 25mm deep, 75mm wide, post hot dip galv
100	MK-CTET25CC/100HDG	Equal Tee Cover 25mm deep, 100mm wide, post hot dip galv
150	MK-CTET25CC/150HDG	Equal Tee Cover 25mm deep, 150mm wide, post hot dip galv
225	MK-CTET25CC/225HDG	Equal Tee Cover 25mm deep, 225mm wide, post hot dip galv
300	MK-CTET25CC/300HDG	Equal Tee Cover 25mm deep, 300mm wide, post hot dip galv
450	MK-CTET25CC/450HDG	Equal Tee Cover 25mm deep, 450mm wide, post hot dip galv
600	MK-CTET25CC/600HDG	Equal Tee Cover 25mm deep, 600mm wide, post hot dip galv

* Finish: Pre-galvanised = PG, hot dip galvanised = HDG, stainless steel grade 316 = SS

* Includes 4 fixing clamps & fasteners

* Standard closed covers = CC, ventilated cover = CV

Cover - Unequal Tees



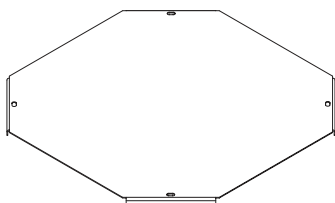
Width (mm)	Part No.	Description
50	MK-CTUT25CC/050/"W2"HDG	Unequal Tee Cover 25mm deep, 50mm wide to "W2", post hot dip galv
75	MK-CTUT25CC/075/"W2"HDG	Unequal Tee Cover 25mm deep, 75mm wide to "W2", post hot dip galv
100	MK-CTUT25CC/100/"W2"HDG	Unequal Tee Cover 25mm deep, 100mm wide to "W2", post hot dip galv
150	MK-CTUT25CC/150/"W2"HDG	Unequal Tee Cover 25mm deep, 150mm wide to "W2", post hot dip galv
225	MK-CTUT25CC/225/"W2"HDG	Unequal Tee Cover 25mm deep, 225mm wide to "W2", post hot dip galv
300	MK-CTUT25CC/300/"W2"HDG	Unequal Tee Cover 25mm deep, 300mm wide to "W2", post hot dip galv
450	MK-CTUT25CC/450/"W2"HDG	Unequal Tee Cover 25mm deep, 450mm wide to "W2", post hot dip galv
600	MK-CTUT25CC/600/"W2"HDG	Unequal Tee Cover 25mm deep, 600mm wide to "W2", post hot dip galv

* Finish: Pre-galvanised = PG, hot dip galvanised = HDG, stainless steel grade 316 = SS

* Includes 5 fixing clamps & fasteners

* Standard closed covers = CC, ventilated cover = CV

Cover - Cross Over



Width (mm)	Part No.	Description
50	MK-CTCO25CC/050HDG	Cross over cover 25mm deep, 50mm wide, post hot dip galv
75	MK-CTCO25CC/075HDG	Cross over cover 25mm deep, 75mm wide, post hot dip galv
100	MK-CTCO25CC/100HDG	Cross over cover 25mm deep, 100mm wide, post hot dip galv
150	MK-CTCO25CC/150HDG	Cross over cover 25mm deep, 150mm wide, post hot dip galv
225	MK-CTCO25CC/225HDG	Cross over cover 25mm deep, 225mm wide, post hot dip galv
300	MK-CTCO25CC/300HDG	Cross over cover 25mm deep, 300mm wide, post hot dip galv
450	MK-CTCO25CC/450HDG	Cross over cover 25mm deep, 450mm wide, post hot dip galv
600	MK-CTCO25CC/600HDG	Cross over cover 25mm deep, 600mm wide, post hot dip galv

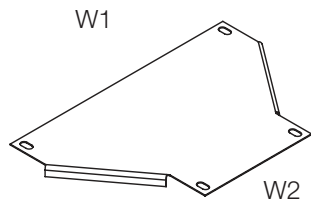
* Finish: Pre-galvanised = PG, hot dip galvanised = HDG, stainless steel grade 316 = SS

* Includes 4 fixing clamps & fasteners

* Standard closed covers = CC, ventilated cover = CV

Cable Tray Covers

Cover - Reducer



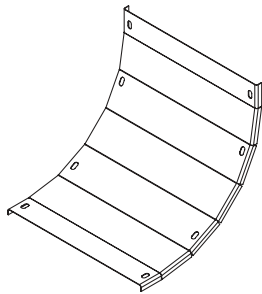
Width (mm)	Part No.	Description
75	MK-CTSRCV25/0075/"W2"HDG	Straight reducer cover 25mm deep, 75mm wide to "W2", post hot dip galv
100	MK-CTSRCV25/0100/"W2"HDG	Straight reducer cover 25mm deep, 100mm wide to "W2", post hot dip galv
150	MK-CTSRCV25/0150/"W2"HDG	Straight reducer cover 25mm deep, 150mm wide to "W2", post hot dip galv
225	MK-CTSRCV25/0225/"W2"HDG	Straight reducer cover 25mm deep, 225mm wide to "W2", post hot dip galv
300	MK-CTSRCV25/0300/"W2"HDG	Straight reducer cover 25mm deep, 300mm wide to "W2", post hot dip galv
450	MK-CTSRCV25/0450/"W2"HDG	Straight reducer cover 25mm deep, 450mm wide to "W2", post hot dip galv
600	MK-CTSRCV25/0600/"W2"HDG	Straight reducer cover 25mm deep, 600mm wide to "W2", post hot dip galv

* Finish: Pre-galvanised = PG, hot dip galvanised = HDG, stainless steel grade 316 = SS

* Includes 4 fixing clamps & fasteners

* Standard closed covers = CC, ventilated cover = CV

Cover - 90° Internal Riser



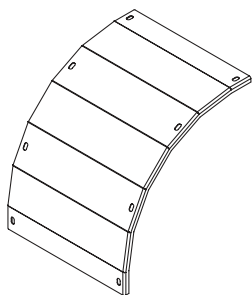
Width (mm)	Part No.	Description
50	MK-CTIR25CC/050HDG90	Internal riser cover 25mm deep, 50mm wide, post hot dip galv
75	MK-CTIR25CC/075HDG90	Internal riser cover 25mm deep, 75mm wide, post hot dip galv
100	MK-CTIR25CC/100HDG90	Internal riser cover 25mm deep, 100mm wide, post hot dip galv
150	MK-CTIR25CC/150HDG90	Internal riser cover 25mm deep, 150mm wide, post hot dip galv
225	MK-CTIR25CC/225HDG90	Internal riser cover 25mm deep, 225mm wide, post hot dip galv
300	MK-CTIR25CC/300HDG90	Internal riser cover 25mm deep, 300mm wide, post hot dip galv
450	MK-CTIR25CC/450HDG90	Internal riser cover 25mm deep, 450mm wide, post hot dip galv
600	MK-CTIR25CC/600HDG90	Internal riser cover 25mm deep, 600mm wide, post hot dip galv

* Finish: Pre-galvanised = PG, hot dip galvanised = HDG, stainless steel grade 316 = SS

* Includes 8 fixing clamps & fasteners

* Standard closed covers = CC, ventilated cover = CV

Cover - 90° External Riser



Width (mm)	Part No.	Description
50	MK-CTER25CC/050HDG90	External riser cover 25mm deep, 50mm wide, post hot dip galv
75	MK-CTER25CC/075HDG90	External riser cover 25mm deep, 75mm wide, post hot dip galv
100	MK-CTER25CC/100HDG90	External riser cover 25mm deep, 100mm wide, post hot dip galv
150	MK-CTER25CC/150HDG90	External riser cover 25mm deep, 150mm wide, post hot dip galv
225	MK-CTER25CC/225HDG90	External riser cover 25mm deep, 225mm wide, post hot dip galv
300	MK-CTER25CC/300HDG90	External riser cover 25mm deep, 300mm wide, post hot dip galv
450	MK-CTER25CC/450HDG90	External riser cover 25mm deep, 450mm wide, post hot dip galv
600	MK-CTER25CC/600HDG90	External riser cover 25mm deep, 600mm wide, post hot dip galv

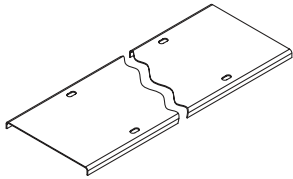
* Finish: Pre-galvanised = PG, hot dip galvanised = HDG, stainless steel grade 316 = SS

* Includes 8 fixing clamps & fasteners

* Standard closed covers = CC, ventilated cover = CV

Heavy Duty Tray Covers

Straight Length Cover



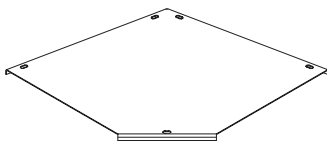
Width (mm)	Part No.	Description
75	MK-CTSL50CC/075HDG3	Tray straight closed cover for 50mm deep, 75mm wide, post hot dip galv x 3m long
100	MK-CTSL50CC/100HDG3	Tray straight closed cover for 50mm deep, 100mm wide, post hot dip galv x 3m long
150	MK-CTSL50CC/150HDG3	Tray straight closed cover for 50mm deep, 150mm wide, post hot dip galv x 3m long
225	MK-CTSL50CC/225HDG3	Tray straight closed cover for 50mm deep, 225mm wide, post hot dip galv x 3m long
300	MK-CTSL50CC/300HDG3	Tray straight closed cover for 50mm deep, 300mm wide, post hot dip galv x 3m long
450	MK-CTSL50CC/225HDG3	Tray straight closed cover for 50mm deep, 450mm wide, post hot dip galv x 3m long
600	MK-CTSL50CC/600HDG3	Tray straight closed cover for 50mm deep, 600mm wide, post hot dip galv x 3m long
750	MK-CTSL50CC/750HDG3	Tray straight closed cover for 50mm deep, 750mm wide, post hot dip galv x 3m long
900	MK-CTSL50CC/900HDG3	Tray straight closed cover for 50mm deep, 900mm wide, post hot dip galv x 3m long

* Finish: Pre-galvanised = PG, hot dip galvanised = HDG, stainless steel grade 316 = SS

* Includes 6 fixing clamps & fasteners

* Standard closed covers = CC, ventilated cover = CV

Cover - 90° Flat Bends



Width (mm)	Part No.	Description
75	MK-CTFB50CC/075HDG90	Flat bend cover 50mm deep, 75mm wide, post hot dip galv , 90 degree
100	MK-CTFB50CC/100HDG90	Flat bend cover 50mm deep, 100mm wide, post hot dip galv , 90 degree
150	MK-CTFB50CC/150HDG90	Flat bend cover 50mm deep, 150mm wide, post hot dip galv , 90 degree
225	MK-CTFB50CC/225HDG90	Flat bend cover 50mm deep, 225mm wide, post hot dip galv , 90 degree
300	MK-CTFB50CC/300HDG90	Flat bend cover 50mm deep, 300mm wide, post hot dip galv , 90 degree
450	MK-CTFB50CC/450HDG90	Flat bend cover 50mm deep, 450mm wide, post hot dip galv , 90 degree
600	MK-CTFB50CC/600HDG90	Flat bend cover 50mm deep, 600mm wide, post hot dip galv , 90 degree
750	MK-CTFB50CC/750HDG90	Flat bend cover 50mm deep, 750mm wide, post hot dip galv , 90 degree
900	MK-CTFB50CC/900HDG90	Flat bend cover 50mm deep, 900mm wide, post hot dip galv , 90 degree

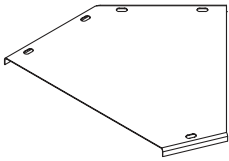
* Finish: Pre-galvanised = PG, hot dip galvanised = HDG, stainless steel grade 316 = SS

* Includes 5 fixing clamps & fasteners

* Standard closed covers = CC, ventilated cover = CV

Cable Tray Covers

Cover - 45° Flat Bends



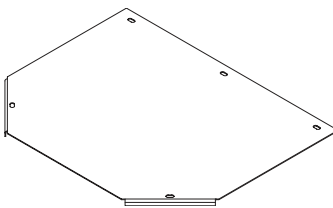
Width (mm)	Part No.	Description
75	MK-CTFB50CC/075HDG45	Flat bend cover 50mm deep, 75mm wide, post hot dip galv , 45 degree
100	MK-CTFB50CC/100HDG45	Flat bend cover 50mm deep, 100mm wide, post hot dip galv , 45 degree
150	MK-CTFB50CC/150HDG45	Flat bend cover 50mm deep, 150mm wide, post hot dip galv , 45 degree
225	MK-CTFB50CC/225HDG45	Flat bend cover 50mm deep, 225mm wide, post hot dip galv , 45 degree
300	MK-CTFB50CC/300HDG45	Flat bend cover 50mm deep, 300mm wide, post hot dip galv , 45 degree
450	MK-CTFB50CC/450HDG45	Flat bend cover 50mm deep, 450mm wide, post hot dip galv , 45 degree
600	MK-CTFB50CC/600HDG45	Flat bend cover 50mm deep, 600mm wide, post hot dip galv , 45 degree
750	MK-CTFB50CC/750HDG45	Flat bend cover 50mm deep, 750mm wide, post hot dip galv , 45 degree
900	MK-CTFB50CC/900HDG45	Flat bend cover 50mm deep, 900mm wide, post hot dip galv , 45 degree

* Finish: Pre-galvanised = PG, hot dip galvanised = HDG, stainless steel grade 316 = SS

* Includes 5 fixing clamps & fasteners

* Standard closed covers = CC, ventilated cover = CV

Cover - Equal Tees



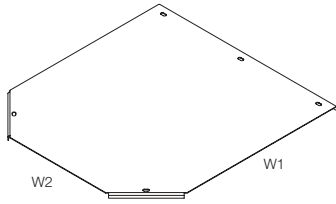
Width (mm)	Part No.	Description
75	MK-CTET50CC/075HDG	Equal Tee Cover 50mm deep, 75mm wide, post hot dip galv
100	MK-CTET50CC/100HDG	Equal Tee Cover 50mm deep, 100mm wide, post hot dip galv
150	MK-CTET50CC/150HDG	Equal Tee Cover 50mm deep, 150mm wide, post hot dip galv
225	MK-CTET50CC/225HDG	Equal Tee Cover 50mm deep, 225mm wide, post hot dip galv
300	MK-CTET50CC/300HDG	Equal Tee Cover 50mm deep, 300mm wide, post hot dip galv
450	MK-CTET50CC/450HDG	Equal Tee Cover 50mm deep, 450mm wide, post hot dip galv
600	MK-CTET50CC/600HDG	Equal Tee Cover 50mm deep, 600mm wide, post hot dip galv
750	MK-CTET50CC/750HDG	Equal Tee Cover 50mm deep, 750mm wide, post hot dip galv
900	MK-CTET50CC/900HDG	Equal Tee Cover 50mm deep, 900mm wide, post hot dip galv

* Finish: Pre-galvanised = PG, hot dip galvanised = HDG, stainless steel grade 316 = SS

* Includes 4 fixing clamps & fasteners

* Standard closed covers = CC, ventilated cover = CV

Cover - Unequal Tees



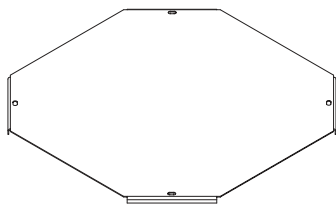
Width (mm)	Part No.	Description
75	MK-CTUT50CC/075/"W2"HDG	Unequal Tee Cover 50mm deep, 75mm wide to "W2", post hot dip galv
100	MK-CTUT50CC/100/"W2"HDG	Unequal Tee Cover 50mm deep, 100mm wide to "W2", post hot dip galv
150	MK-CTUT50CC/150/"W2"HDG	Unequal Tee Cover 50mm deep, 150mm wide to "W2", post hot dip galv
225	MK-CTUT50CC/225/"W2"HDG	Unequal Tee Cover 50mm deep, 225mm wide to "W2", post hot dip galv
300	MK-CTUT50CC/300/"W2"HDG	Unequal Tee Cover 50mm deep, 300mm wide to "W2", post hot dip galv
450	MK-CTUT50CC/450/"W2"HDG	Unequal Tee Cover 50mm deep, 450mm wide to "W2", post hot dip galv
600	MK-CTUT50CC/600/"W2"HDG	Unequal Tee Cover 50mm deep, 600mm wide to "W2", post hot dip galv
750	MK-CTUT50CC/750/"W2"HDG	Unequal Tee Cover 50mm deep, 750mm wide to "W2", post hot dip galv
900	MK-CTUT50CC/900/"W2"HDG	Unequal Tee Cover 50mm deep, 900mm wide to "W2", post hot dip galv

* Finish: Pre-galvanised = PG, hot dip galvanised = HDG, stainless steel grade 316 = SS

* Includes 5 fixing clamps & fasteners

* Standard closed covers = CC, ventilated cover = CV

Cover - Cross Over



Width (mm)	Part No.	Description
75	MK-CTCO50CC/075HDG	Cross over cover 50mm deep, 75mm wide, post hot dip galv
100	MK-CTCO50CV/100HDG	Cross over cover 50mm deep, 100mm wide, post hot dip galv
150	MK-CTCO50CC/150HDG	Cross over cover 50mm deep, 150mm wide, post hot dip galv
225	MK-CTCO50CC/225HDG	Cross over cover 50mm deep, 225mm wide, post hot dip galv
300	MK-CTCO50CC/300HDG	Cross over cover 50mm deep, 300mm wide, post hot dip galv
450	MK-CTCO50CC/450HDG	Cross over cover 50mm deep, 450mm wide, post hot dip galv
600	MK-CTCO50CC/600HDG	Cross over cover 50mm deep, 600mm wide, post hot dip galv
750	MK-CTCO50CC/750HDG	Cross over cover 50mm deep, 750mm wide, post hot dip galv
900	MK-CTCO50CC/900HDG	Cross over cover 50mm deep, 900mm wide, post hot dip galv

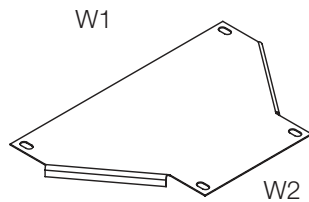
* Finish: Pre-galvanised = PG, hot dip galvanised = HDG, stainless steel grade 316 = SS

* Includes 4 fixing clamps & fasteners

* Standard closed covers = CC, ventilated cover = CV

Cable Tray Covers

Cover - Reducer



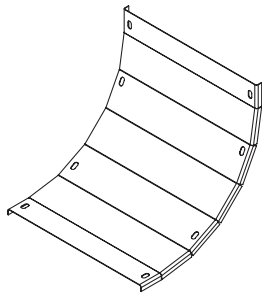
Width (mm)	Part No.	Description
100	MK-CTSRCV50/0100/"W2"HDG	Straight reducer cover 50mm deep, 100mm wide to "W2", post hot dip galv
150	MK-CTSRCV50/0150/"W2"HDG	Straight reducer cover 50mm deep, 150mm wide to "W2", post hot dip galv
225	MK-CTSRCV50/0225/"W2"HDG	Straight reducer cover 50mm deep, 225mm wide to "W2", post hot dip galv
300	MK-CTSRCV50/0300/"W2"HDG	Straight reducer cover 50mm deep, 300mm wide to "W2", post hot dip galv
450	MK-CTSRCV50/0450/"W2"HDG	Straight reducer cover 50mm deep, 450mm wide to "W2", post hot dip galv
600	MK-CTSRCV50/0600/"W2"HDG	Straight reducer cover 50mm deep, 600mm wide to "W2", post hot dip galv
750	MK-CTSRCV50/0750/"W2"HDG	Straight reducer cover 50mm deep, 750mm wide to "W2", post hot dip galv
900	MK-CTSRCV50/0900/"W2"HDG	Straight reducer cover 50mm deep, 900mm wide to "W2", post hot dip galv

* Finish: Pre-galvanised = PG, hot dip galvanised = HDG, stainless steel grade 316 = SS

* Includes 4 fixing clamps & fasteners

* Standard closed covers = CC, ventilated cover = CV

Cover - 90° Internal Riser



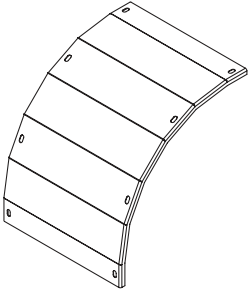
Width (mm)	Part No.	Description
75	MK-CTIR50CC/075HDG90	Internal riser cover 50mm deep, 75mm wide, post hot dip galv
100	MK-CTIR50CC/100HDG90	Internal riser cover 50mm deep, 100mm wide, post hot dip galv
150	MK-CTIR50CC/150HDG90	Internal riser cover 50mm deep, 150mm wide, post hot dip galv
225	MK-CTIR50CC/225HDG90	Internal riser cover 50mm deep, 225mm wide, post hot dip galv
300	MK-CTIR50CC/300HDG90	Internal riser cover 50mm deep, 300mm wide, post hot dip galv
450	MK-CTIR50CC/450HDG90	Internal riser cover 50mm deep, 450mm wide, post hot dip galv
600	MK-CTIR50CC/600HDG90	Internal riser cover 50mm deep, 600mm wide, post hot dip galv
750	MK-CTIR50CC/750HDG90	Internal riser cover 50mm deep, 750mm wide, post hot dip galv
900	MK-CTIR50CC/900HDG90	Internal riser cover 50mm deep, 900mm wide, post hot dip galv

* Finish: Pre-galvanised = PG, hot dip galvanised = HDG, stainless steel grade 316 = SS

* Includes 8 fixing clamps & fasteners

* Standard closed covers = CC, ventilated cover = CV

Cover - 90° External Riser




Width (mm)	Part No.	Description
75	MK-CTER50CC/075HDG90	External riser cover 50mm deep, 75mm wide, post hot dip galv
100	MK-CTER50CC/100HDG90	External riser cover 50mm deep, 100mm wide, post hot dip galv
150	MK-CTER50CC/150HDG90	External riser cover 50mm deep, 150mm wide, post hot dip galv
225	MK-CTER50CC/225HDG90	External riser cover 50mm deep, 225mm wide, post hot dip galv
300	MK-CTER50CC/300HDG90	External riser cover 50mm deep, 300mm wide, post hot dip galv
450	MK-CTER50CC/450HDG90	External riser cover 50mm deep, 450mm wide, post hot dip galv
600	MK-CTER50CC/600HDG90	External riser cover 50mm deep, 600mm wide, post hot dip galv
750	MK-CTER50CC/750HDG90	External riser cover 50mm deep, 750mm wide, post hot dip galv
900	MK-CTER50CC/900HDG90	External riser cover 50mm deep, 900mm wide, post hot dip galv

* Finish: Pre-galvanised = PG, hot dip galvanised = HDG, stainless steel grade 316 = SS

* Includes 8 fixing clamps & fasteners

* Standard closed covers = CC, ventilated cover = CV

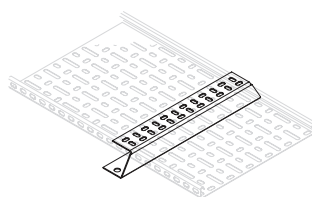
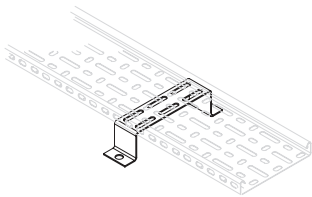
Trapeze Hangers



Part No.	Tray Width (mm)	Description
MK-MS4125PG170	50	Pregalvanised 41x41x2.5 channel cut length 170mm for M12 fixing
MK-MS4125PG195	75	Pregalvanised 41x41x2.5 channel cut length 195mm for M12 fixing
MK-MS4125PG220	100	Pregalvanised 41x41x2.5 channel cut length 220mm for M12 fixing
MK-MS4125PG270	150	Pregalvanised 41x41x2.5 channel cut length 270mm for M12 fixing
MK-MS4125PG345	225	Pregalvanised 41x41x2.5 channel cut length 345mm for M12 fixing
MK-MS4125PG420	300	Pregalvanised 41x41x2.5 channel cut length 420mm for M12 fixing
MK-MS4125PG570	450	Pregalvanised 41x41x2.5 channel cut length 570mm for M12 fixing
MK-MS4125PG720	600	Pregalvanised 41x41x2.5 channel cut length 720mm for M12 fixing
MK-MS4125PG870	750	Pregalvanised 41x41x2.5 channel cut length 870mm for M12 fixing
MK-MS4125PG1020	900	Pregalvanised 41x41x2.5 channel cut length 1020mm for M12 fixing

* Finish : Pre galvanised = PG, Post galvanised = HDG, Stainless steel grade 316 = SS.

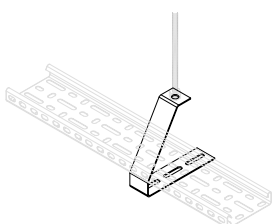
Stand Off Bracket



Part No.	Tray Width (mm)	Description
MK-CTSO050HDG	50	Stand Off Bracket for 50mm Tray, hot dipped galvanised
MK-CTSO075HDG	75	Stand Off Bracket for 75mm Tray, hot dipped galvanised
MK-CTSO100HDG	100	Stand Off Bracket for 100mm Tray, hot dipped galvanised
MK-CTSO150HDG	150	Stand Off Bracket for 150mm Tray, hot dipped galvanised
MK-CTSO225HDG	225	Stand Off Bracket for 225mm Tray, hot dipped galvanised
MK-CTSO300HDG	300	Stand Off Bracket for 300mm Tray, hot dipped galvanised
MK-CTSO450HDG	450	Stand Off Bracket for 450mm Tray, hot dipped galvanised
MK-CTSO600HDG	600	Stand Off Bracket for 600mm Tray, hot dipped galvanised
MK-CTSO750HDG	750	Stand Off Bracket for 750mm Tray, hot dipped galvanised
MK-CTSO900HDG	900	Stand Off Bracket for 900mm Tray, hot dipped galvanised

* Finish : Pre galvanised = PG, Post galvanised = HDG, Stainless steel grade 316 = SS.

Hanger Brackets




Part No.	Tray Width (mm)	Description
MK-CTHB050HDG	50	Hanger bracket for 50mm tray, hot dipped galvanised for M10 rod
MK-CTHB075HDG	75	Hanger bracket for 75mm tray, hot dipped galvanised for M10 rod
MK-CTHB100HDG	100	Hanger bracket for 100mm tray, hot dipped galvanised for M10 rod
MK-CTHB150HDG	150	Hanger bracket for 150mm tray, hot dipped galvanised for M10 rod

* Load must be uniformly distributed across tray width to avoid twist

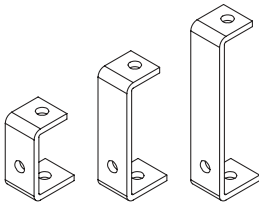
* Finish : Pre galvanised = PG, Post galvanised = HDG, Stainless steel grade 316 = SS.

Cable Tray Divider



Part No.	Tray Width (mm)	Description
MK-CTD1012HDG3	12	Tray divider 12 deep, post hot dip galv x 3m long
MK-CTD1018HDG3	18	Tray divider 18 deep, post hot dip galv x 3m long
MK-CTD1025HDG3	25	Tray divider 25 deep, post hot dip galv x 3m long
MK-CTD1050HDG3	50	Tray divider 50 deep, post hot dip galv x 3m long

Extra Cover Clips

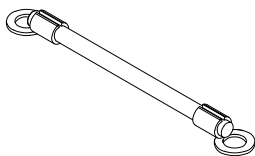


Duty	Standard	Ventilated
Light	N/A	MK-CTCCV18/HDG
Medium	MK-CTCCC25HDG	MK-CTCCV25/HDG
Heavy	MK-CTCCC50HDG	MK-CTCCV50/HDG

* Finish : Pre galvanized = PG, Post galvanized = HDG, Stainless steel grade 316 = SS.

* Standard closed cover = CC, Ventilated cover = CV.

Earthing Straps



Part No.	Description
MK-CT/ES100	Earthing Strap - Copper braid electro tinned finish 4mm ² , 100 mm long

* Use M6x12 roofing bolts

Axim



Prestige 2com



Cable Ladder



Introduction

The comprehensive cable ladder range consist of the systems commencing with 100mm deep medium duty, upto 150mm deep extra heavy duty, all with a wide offering of accessories.

Medium Duty - 100mm deep range
(1.5mm thick side rails)

Heavy Duty - 125mm deep range
(2.0mm thick side rails)

Extra Heavy Duty - 150mm deep range
(2.0mm thick side rails)

Feature Benefits

- Manufactured from steel complying with BS EN 10025 - 2:2004
- Hot Dip Galvanised after manufacture to BS EN ISO 1461:1991
- Rungs alternatively reversed as standard at 300mm maximum centers.
- Complies with BS EN 61537:2007
- Also available in Stainless steel grade 316 L complying with BS EN 10088 - 2:2005

Identification and Selection

Straight Trays

Part No.	MK	/	LSL	/	100	/	150	/	HDG	/	3
----------	----	---	-----	---	-----	---	-----	---	-----	---	---

ID	MK		Cable Ladder Straight Length	Depth (mm)	Width (mm)	Material Finish	Length (m)
----	----	--	------------------------------------	---------------	---------------	--------------------	---------------

Accessories

Part No.	MK	/	LFB	/	100	/	150	/	HDG	/	90
----------	----	---	-----	---	-----	---	-----	---	-----	---	----

ID	MK		Cable Ladder Flat Bend	Depth (mm)	Width (mm)	Material Finish	Degrees
----	----	--	---------------------------	---------------	---------------	--------------------	---------


- LCO - Cable Ladder Crossover
- LET - Cable Ladder Equal Tee
- LUT - Cable Ladder Unequal Tee
- LIR - Cable Ladder Internal Riser
- LER - Cable Ladder External Riser
- LSR - Cable Ladder Straight Reducer

Cable Ladder

System configuration and support

MK cable ladders are designed as a complete system with simple accessories for ease of installation. Splice plates are supplied complete with M10 cup square bolts, shake proof washers, and nuts with a high tolerance fit for optimum structural performance.


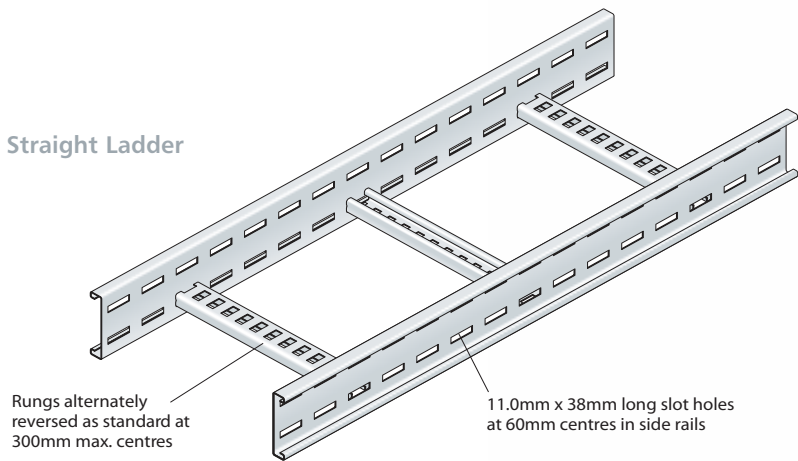
When installing MK cable ladders, care should be taken to ensure the support is within 600mm of a joint. Accessories (e.g. bends, tees, crossovers etc.) should have adequate support with additional supports for larger components.



Technical construction details

Whilst rungs are alternately reversed as standard, other rung orientations can be produced to order.

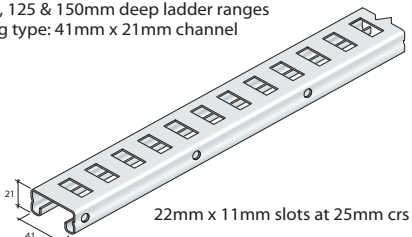
Straight Ladder



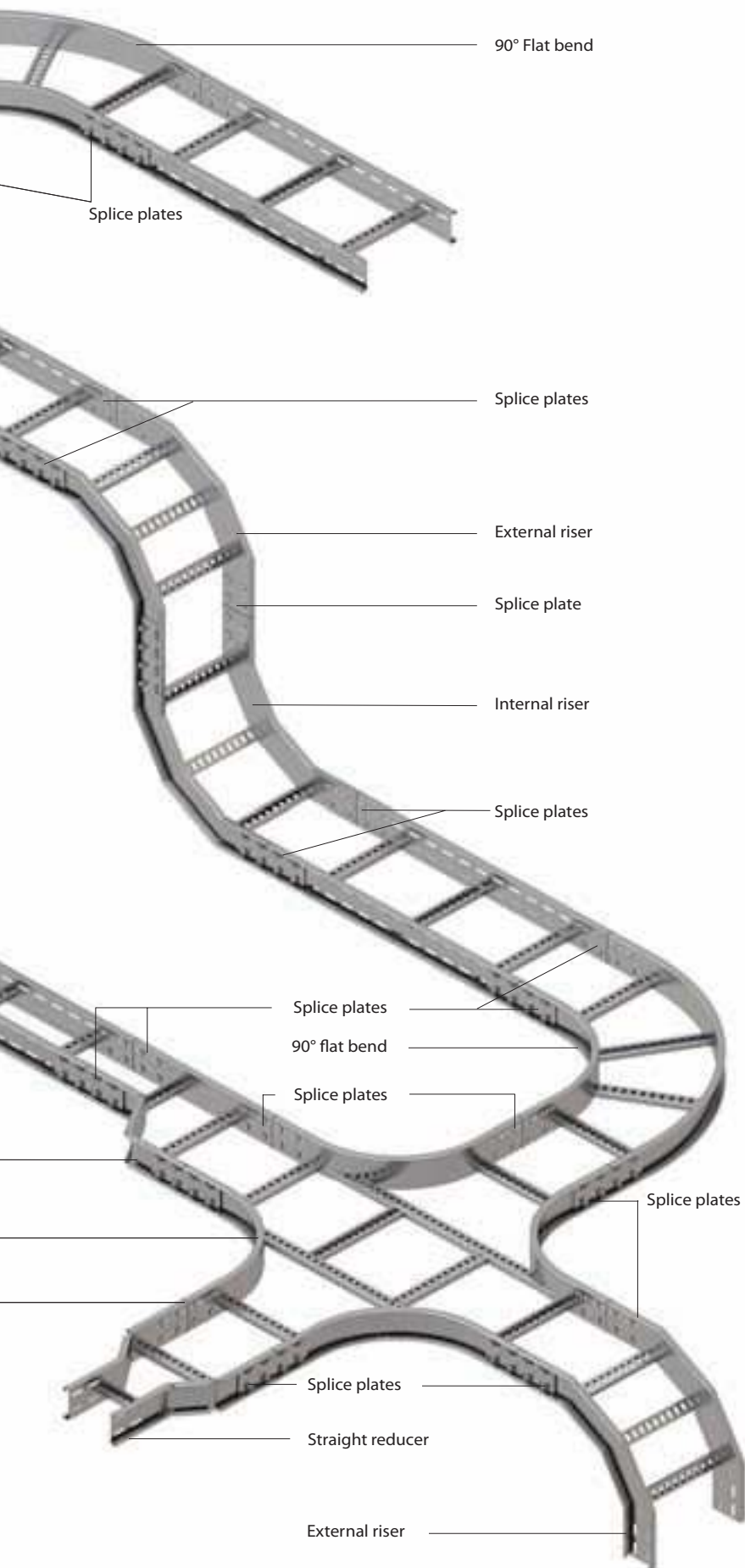
- Left hand reducer _____
- Crossover _____
- Splice plate _____

Rung Types

100, 125 & 150mm deep ladder ranges
rung type: 41mm x 21mm channel



Cable Ladder



Materials and finishes

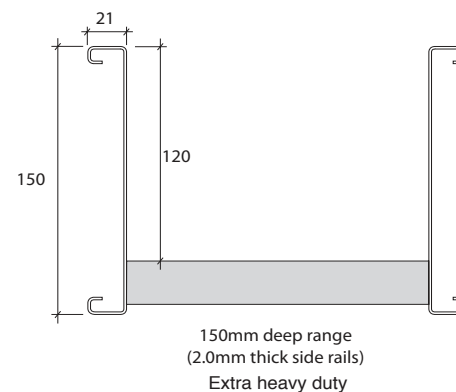
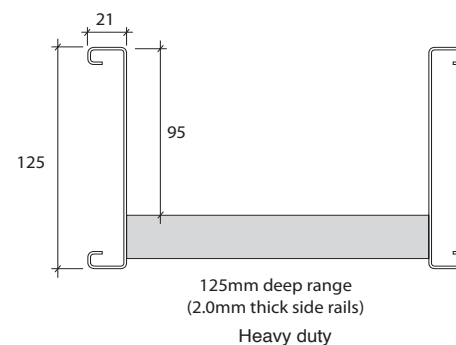
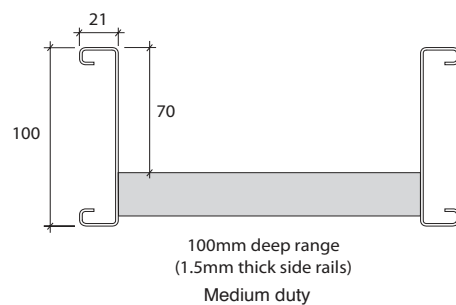
Materials and finishes available are mild steel hot dip galvanised after manufacture as standard and stainless steel grade 316L to order.

Mild steel hot dip galvanised:

manufactured from steel complying with BS EN 10025-2:2004 and hot dip galvanised after manufacture to BS EN 1461:1999.

Stainless steel: manufactured from stainless steel grade 316L complying with BS EN 10088-2:2005 (pickling and passivating on request).

Ladder profiles

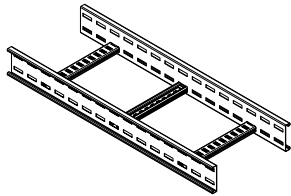


Cable Ladder

100mm Depth Cable Ladders - Medium Duty

- 100mm depth return lip side rails of 1.5mm thick
- Rung types : 41mm x 21mm channel
- Rungs alternatively reversed as standard at 300mm max. centres.
- Available in mild steel hot dip galvanised and stainless steel.
- Complies with BS EN 61537:2000
- Standard length of ladder is 3mts.

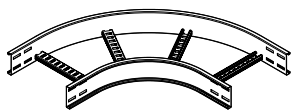
Straight Ladder 100mm Depth



Depth (mm)	Width (mm)	Part No.	Description
100	150	MK-LSL100/0150HDG/3	Straight ladder 100 deep, 150 wide, hot dip galv 3m length
100	300	MK-LSL100/0300HDG/3	Straight ladder 100 deep, 300 wide, hot dip galv 3m length
100	450	MK-LSL100/0450HDG/3	Straight ladder 100 deep, 450 wide, hot dip galv 3m length
100	600	MK-LSL100/0600HDG/3	Straight ladder 100 deep, 600 wide, hot dip galv 3m length
100	750	MK-LSL100/0750HDG/3	Straight ladder 100 deep, 750 wide, hot dip galv 3m length
100	900	MK-LSL100/0900HDG/3	Straight ladder 100 deep, 900 wide, hot dip galv 3m length

* Finish: hot dip galvanised = HDG, stainless steel grade 316 = SS

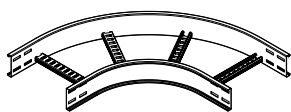
90° Flat Bends



Depth (mm)	Width (mm)	Part No.	Description
100	150	MK-LFB100/0150HDG/90R300	Flat bend 100 deep, 150 wide, Hot dip galv 90 deg radius 300
100	300	MK-LFB100/0300HDG/90R300	Flat bend 100 deep, 300 wide, Hot dip galv 90 deg radius 300
100	450	MK-LFB100/0450HDG/90R300	Flat bend 100 deep, 450 wide, Hot dip galv 90 deg radius 300
100	600	MK-LFB100/0600HDG/90R300	Flat bend 100 deep, 600 wide, Hot dip galv 90 deg radius 300
100	750	MK-LFB100/0750HDG/90R300	Flat bend 100 deep, 750 wide, Hot dip galv 90 deg radius 300
100	900	MK-LFB100/0900HDG/90R300	Flat bend 100 deep, 900 wide, Hot dip galv 90 deg radius 300

* Finish: hot dip galvanised = HDG, stainless steel grade 316 = SS

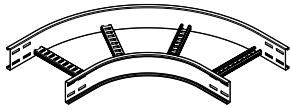
60° Flat Bends



Depth (mm)	Width (mm)	Part No.	Description
100	150	MK-LFB100/0150HDG/60R300	Flat bend 100 deep, 150 wide, Hot dip galv 60 deg radius 300
100	300	MK-LFB100/0300HDG/60R300	Flat bend 100 deep, 300 wide, Hot dip galv 60 deg radius 300
100	450	MK-LFB100/0450HDG/60R300	Flat bend 100 deep, 450 wide, Hot dip galv 60 deg radius 300
100	600	MK-LFB100/0600HDG/60R300	Flat bend 100 deep, 600 wide, Hot dip galv 60 deg radius 300
100	750	MK-LFB100/0750HDG/60R300	Flat bend 100 deep, 750 wide, Hot dip galv 60 deg radius 300
100	900	MK-LFB100/0900HDG/60R300	Flat bend 100 deep, 900 wide, Hot dip galv 60 deg radius 300

* Finish: hot dip galvanised = HDG, stainless steel grade 316 = SS

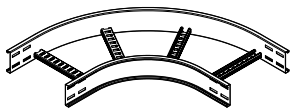
45° Flat Bends



Depth (mm)	Width (mm)	Part No.	Description
100	150	MK-LFB100/0150HDG/45R300	Flat bend 100 deep, 150 wide, Hot dip galv 45 deg radius 300
100	300	MK-LFB100/0300HDG/45R300	Flat bend 100 deep, 300 wide, Hot dip galv 45 deg radius 300
100	450	MK-LFB100/0450HDG/45R300	Flat bend 100 deep, 450 wide, Hot dip galv 45 deg radius 300
100	600	MK-LFB100/0450HDG/45R300	Flat bend 100 deep, 600 wide, Hot dip galv 45 deg radius 300
100	750	MK-LFB100/0750HDG/45R300	Flat bend 100 deep, 750 wide, Hot dip galv 45 deg radius 300
100	900	MK-LFB100/0900HDG/45R300	Flat bend 100 deep, 900 wide, Hot dip galv 45 deg radius 300

* Finish: hot dip galvanised = HDG, stainless steel grade 316 = SS


30° Flat Bends



Depth (mm)	Width (mm)	Part No.	Description
100	150	MK-LFB100/0150HDG/30R300	Flat bend 100 deep, 150 wide, Hot dip galv 30 deg radius 300
100	300	MK-LFB100/0300HDG/30R300	Flat bend 100 deep, 300 wide, Hot dip galv 30 deg radius 300
100	450	MK-LFB100/0450HDG/30R300	Flat bend 100 deep, 450 wide, Hot dip galv 30 deg radius 300
100	600	MK-LFB100/0600HDG/30R300	Flat bend 100 deep, 600 wide, Hot dip galv 30 deg radius 300
100	750	MK-LFB100/0750HDG/30R300	Flat bend 100 deep, 750 wide, Hot dip galv 30 deg radius 300
100	900	MK-LFB100/0900HDG/30R300	Flat bend 100 deep, 900 wide, Hot dip galv 30 deg radius 300

* Finish: hot dip galvanised = HDG, stainless steel grade 316 = SS


Cross Over



Depth (mm)	Width (mm)	Part No.	Description
100	150	MK-LCO100/0150HDGR300	Cross over 100 deep, 150 wide, Hot dip galv 90 deg radius 300
100	300	MK-LCO100/0300HDGR300	Cross over 100 deep, 300 wide, Hot dip galv 90 deg radius 300
100	450	MK-LCO100/0450HDGR300	Cross over 100 deep, 450 wide, Hot dip galv 90 deg radius 300
100	600	MK-LCO100/0600HDGR300	Cross over 100 deep, 600 wide, Hot dip galv 90 deg radius 300
100	750	MK-LCO100/0750HDGR300	Cross over 100 deep, 750 wide, Hot dip galv 90 deg radius 300
100	900	MK-LCO100/0900HDGR300	Cross over 100 deep, 900 wide, Hot dip galv 90 deg radius 300

* Finish: hot dip galvanised = HDG, stainless steel grade 316 = SS

Equal Tees

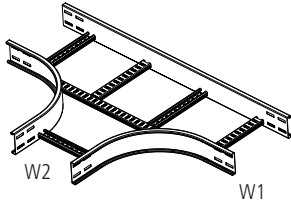


Depth (mm)	Width (mm)	Part No.	Description
100	150	MK-LET100/0150HDGR300	Equal Tee 100 deep, 150 wide, Hot dip galv 90 deg radius 300
100	300	MK-LET100/0300HDGR300	Equal Tee 100 deep, 300 wide, Hot dip galv 90 deg radius 300
100	450	MK-LET100/0450HDGR300	Equal Tee 100 deep, 450 wide, Hot dip galv 90 deg radius 300
100	600	MK-LET100/0600HDGR300	Equal Tee 100 deep, 600 wide, Hot dip galv 90 deg radius 300
100	750	MK-LET100/0750HDGR300	Equal Tee 100 deep, 750 wide, Hot dip galv 90 deg radius 300
100	900	MK-LET100/0900HDGR300	Equal Tee 100 deep, 900 wide, Hot dip galv 90 deg radius 300

* Finish: hot dip galvanised = HDG, stainless steel grade 316 = SS

Cable Ladder

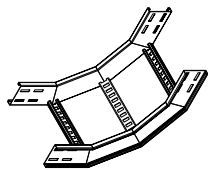
Unequal Tees



Depth (mm)	Width (mm)	Part No.	Description
100	150	MK-LUT100/0150/W2/HDGR300	Unequal Tee 100 deep, 150mm to W2, Hot dip galv 90 deg radius 300
100	300	MK-LUT100/0300/W2/HDGR300	Unequal Tee 100 deep, 300mm to W2, Hot dip galv 90 deg radius 300
100	450	MK-LUT100/0450/W2/HDGR300	Unequal Tee 100 deep, 450mm to W2, Hot dip galv 90 deg radius 300
100	600	MK-LUT100/0600/W2/HDGR300	Unequal Tee 100 deep, 600mm to W2, Hot dip galv 90 deg radius 300
100	750	MK-LUT100/0750/W2/HDGR300	Unequal Tee 100 deep, 750mm to W2, Hot dip galv 90 deg radius 300
100	900	MK-LUT100/0900/W2/HDGR300	Unequal Tee 100 deep, 900mm to W2, Hot dip galv 90 deg radius 300

* Finish: hot dip galvanised = HDG, stainless steel grade 316 = SS

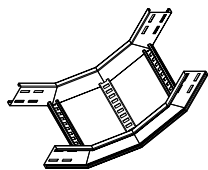
90° Internal Riser



Depth (mm)	Width (mm)	Part No.	Description
100	150	MK-LIR100/0150HDG/90R300	Internal Riser 100 deep, 150 wide, Hot dip galv 90 radius 300
100	300	MK-LIR100/0300HDG/90R300	Internal Riser 100 deep, 300 wide, Hot dip galv 90 radius 300
100	450	MK-LIR100/0450HDG/90R300	Internal Riser 100 deep, 450 wide, Hot dip galv 90 radius 300
100	600	MK-LIR100/0600HDG/90R300	Internal Riser 100 deep, 600 wide, Hot dip galv 90 radius 300
100	750	MK-LIR100/0750HDG/90R300	Internal Riser 100 deep, 750 wide, Hot dip galv 90 radius 300
100	900	MK-LIR100/0900HDG/90R300	Internal Riser 100 deep, 900 wide, Hot dip galv 90 radius 300

* Finish: hot dip galvanised = HDG, stainless steel grade 316 = SS

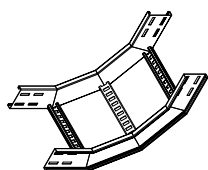
60° Internal Riser



Depth (mm)	Width (mm)	Part No.	Description
100	150	MK-LIR100/0150HDG/60R300	Internal Riser 100 deep, 150 wide, Hot dip galv 60 radius 300
100	300	MK-LIR100/0300HDG/60R300	Internal Riser 100 deep, 300 wide, Hot dip galv 60 radius 300
100	450	MK-LIR100/0450HDG/60R300	Internal Riser 100 deep, 450 wide, Hot dip galv 60 radius 300
100	600	MK-LIR100/0600HDG/60R300	Internal Riser 100 deep, 600 wide, Hot dip galv 60 radius 300
100	750	MK-LIR100/0750HDG/60R300	Internal Riser 100 deep, 750 wide, Hot dip galv 60 radius 300
100	900	MK-LIR100/0900HDG/60R300	Internal Riser 100 deep, 900 wide, Hot dip galv 60 radius 300

* Finish: hot dip galvanised = HDG, stainless steel grade 316 = SS

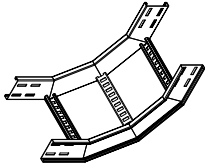
45° Internal Riser



Depth (mm)	Width (mm)	Part No.	Description
100	150	MK-LIR100/0150HDG/45R300	Internal Riser 100 deep, 150 wide, Hot dip galv 45 radius 300
100	300	MK-LIR100/0300HDG/45R300	Internal Riser 100 deep, 300 wide, Hot dip galv 45 radius 300
100	450	MK-LIR100/0450HDG/45R300	Internal Riser 100 deep, 450 wide, Hot dip galv 45 radius 300
100	600	MK-LIR100/0600HDG/45R300	Internal Riser 100 deep, 600 wide, Hot dip galv 45 radius 300
100	750	MK-LIR100/0750HDG/45R300	Internal Riser 100 deep, 750 wide, Hot dip galv 45 radius 300
100	900	MK-LIR100/0900HDG/45R300	Internal Riser 100 deep, 900 wide, Hot dip galv 45 radius 300

* Finish: hot dip galvanised = HDG, stainless steel grade 316 = SS

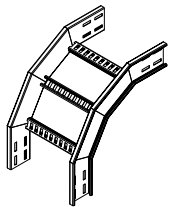
30° Internal Riser



Depth (mm)	Width (mm)	Part No.	Description
100	150	MK-LIR100/0150HDG/30R300	Internal Riser 100 deep, 150 wide, Hot dip galv 30 radius 300
100	300	MK-LIR100/0300HDG/30R300	Internal Riser 100 deep, 300 wide, Hot dip galv 30 radius 300
100	450	MK-LIR100/0450HDG/30R300	Internal Riser 100 deep, 450 wide, Hot dip galv 30 radius 300
100	600	MK-LIR100/0600HDG/30R300	Internal Riser 100 deep, 600 wide, Hot dip galv 30 radius 300
100	750	MK-LIR100/0750HDG/30R300	Internal Riser 100 deep, 750 wide, Hot dip galv 30 radius 300
100	900	MK-LIR100/0900HDG/30R300	Internal Riser 100 deep, 900 wide, Hot dip galv 30 radius 300

* Finish: hot dip galvanised = HDG, stainless steel grade 316 = SS

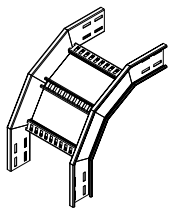
90° External Riser



Depth (mm)	Width (mm)	Part No.	Description
100	150	MK-LER100/0150HDG/90R300	External Riser 100 deep, 150 wide, Hot dip galv 90 radius 300
100	300	MK-LER100/0300HDG/90R300	External Riser 100 deep, 300 wide, Hot dip galv 90 radius 300
100	450	MK-LER100/0450HDG/90R300	External Riser 100 deep, 450 wide, Hot dip galv 90 radius 300
100	600	MK-LER100/0600HDG/90R300	External Riser 100 deep, 600 wide, Hot dip galv 90 radius 300
100	750	MK-LER100/0750HDG/90R300	External Riser 100 deep, 750 wide, Hot dip galv 90 radius 300
100	900	MK-LER100/0900HDG/90R300	External Riser 100 deep, 900 wide, Hot dip galv 90 radius 300

* Finish: hot dip galvanised = HDG, stainless steel grade 316 = SS

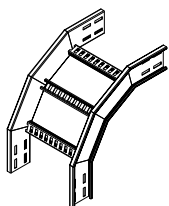
60° External Riser



Depth (mm)	Width (mm)	Part No.	Description
100	150	MK-LER100/0150HDG/60R300	External Riser 100 deep, 150 wide, Hot dip galv 60 radius 300
100	300	MK-LER100/0300HDG/60R300	External Riser 100 deep, 300 wide, Hot dip galv 60 radius 300
100	450	MK-LER100/0450HDG/60R300	External Riser 100 deep, 450 wide, Hot dip galv 60 radius 300
100	600	MK-LER100/0600HDG/60R300	External Riser 100 deep, 600 wide, Hot dip galv 60 radius 300
100	750	MK-LER100/0750HDG/60R300	External Riser 100 deep, 750 wide, Hot dip galv 60 radius 300
100	900	MK-LER100/0900HDG/60R300	External Riser 100 deep, 900 wide, Hot dip galv 60 radius 300

* Finish: hot dip galvanised = HDG, stainless steel grade 316 = SS

45° External Riser

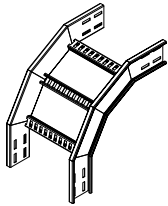


Depth (mm)	Width (mm)	Part No.	Description
100	150	MK-LER100/0150HDG/45R300	External Riser 100 deep, 150 wide, Hot dip galv 45 radius 300
100	300	MK-LER100/0300HDG/45R300	External Riser 100 deep, 300 wide, Hot dip galv 45 radius 300
100	450	MK-LER100/0450HDG/45R300	External Riser 100 deep, 450 wide, Hot dip galv 45 radius 300
100	600	MK-LER100/0600HDG/45R300	External Riser 100 deep, 600 wide, Hot dip galv 45 radius 300
100	750	MK-LER100/0750HDG/45R300	External Riser 100 deep, 750 wide, Hot dip galv 45 radius 300
100	900	MK-LER100/0900HDG/45R300	External Riser 100 deep, 900 wide, Hot dip galv 45 radius 300

* Finish: hot dip galvanised = HDG, stainless steel grade 316 = SS

Cable Ladder

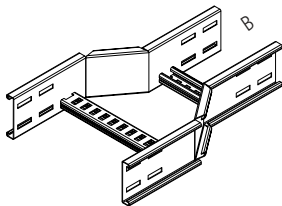
30° External Riser



Depth (mm)	Width (mm)	Part No.	Description
100	150	MK-LER100/0150HDG/30R300	External Riser 100 deep, 150 wide, Hot dip galv 30 radius 300
100	300	MK-LER100/0300HDG/30R300	External Riser 100 deep, 300 wide, Hot dip galv 30 radius 300
100	450	MK-LER100/0450HDG/30R300	External Riser 100 deep, 450 wide, Hot dip galv 30 radius 300
100	600	MK-LER100/0600HDG/30R300	External Riser 100 deep, 600 wide, Hot dip galv 30 radius 300
100	750	MK-LER100/0750HDG/30R300	External Riser 100 deep, 750 wide, Hot dip galv 30 radius 300
100	900	MK-LER100/0900HDG/30R300	External Riser 100 deep, 900 wide, Hot dip galv 30 radius 300

* Finish: hot dip galvanised = HDG, stainless steel grade 316 = SS

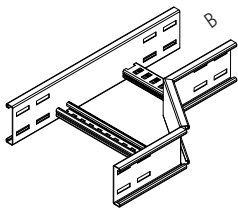
Straight Reducer



Depth (mm)	Width (mm)	Part No.	Description
100	300	MK-LSR100/0300/"B"HDG	Straight reducer 100 deep 300 wide down to "B" Hot dip galv.
100	450	MK-LSR100/0300/"B"HDG	Straight reducer 100 deep 300 wide down to "B" Hot dip galv.
100	600	MK-LSR100/0300/"B"HDG	Straight reducer 100 deep 300 wide down to "B" Hot dip galv.
100	750	MK-LSR100/0300/"B"HDG	Straight reducer 100 deep 300 wide down to "B" Hot dip galv.
100	900	MK-LSR100/0300/"B"HDG	Straight reducer 100 deep 300 wide down to "B" Hot dip galv.
100		MK-L/RSP100	Reducer Splice Plate 100 deep, 150 offset with bolts

* Finish: hot dip galvanised = HDG, stainless steel grade 316 = SS

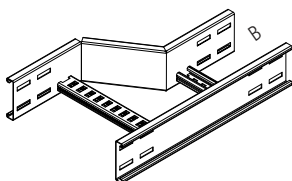
Right Hand Reducer



Depth (mm)	Width (mm)	Part No.	Description
100	300	MK-LRR100/0300/"B"HDG	Right Hand reducer 100 deep 300 wide down to "B", Hot dip galv
100	450	MK-LRR100/0450/"B"HDG	Right Hand reducer 100 deep 450 wide down to "B", Hot dip galv
100	600	MK-LRR100/0600/"B"HDG	Right Hand reducer 100 deep 600 wide down to "B", Hot dip galv
100	750	MK-LRR100/0750/"B"HDG	Right Hand reducer 100 deep 750 wide down to "B", Hot dip galv
100	900	MK-LRR100/0900/"B"HDG	Right Hand reducer 100 deep 900 wide down to "B", Hot dip galv

* Finish: hot dip galvanised = HDG, stainless steel grade 316 = SS

Left Hand Reducer



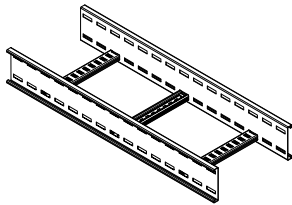
Depth (mm)	Width (mm)	Part No.	Description
100	300	MK-LLR100/0300/"B"HDG	Left Hand reducer 100 deep 300 wide down to "B", Hot dip galv
100	450	MK-LLR100/0450/"B"HDG	Left Hand reducer 100 deep 450 wide down to "B", Hot dip galv
100	600	MK-LLR100/0600/"B"HDG	Left Hand reducer 100 deep 600 wide down to "B", Hot dip galv
100	750	MK-LLR100/0750/"B"HDG	Left Hand reducer 100 deep 750 wide down to "B", Hot dip galv
100	900	MK-LLR100/0900/"B"HDG	Left Hand reducer 100 deep 900 wide down to "B", Hot dip galv

* Finish: hot dip galvanised = HDG, stainless steel grade 316 = SS

125mm Depth Cable Ladders - Heavy Duty

- 125mm depth return lip side rails of 2.0mm thick
- Rung types : 41mm x 21mm channel
- Rungs alternatively reversed as standard at 300mm max. centres.
- Available in mild steel hot dip galvanised and stainless steel.
- Complies with BS EN 61537:2000
- Standard length of ladder is 3mts.

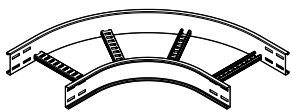
Straight Ladder 125mm Depth



Depth (mm)	Width (mm)	Part No.	Description
125	150	MK-LSL125/0150HDG/3	Straight ladder 125 deep, 150 wide, hot dip galv 3m length
125	300	MK-LSL125/0300HDG/3	Straight ladder 125 deep, 300 wide, hot dip galv 3m length
125	450	MK-LSL125/0450HDG/3	Straight ladder 125 deep, 450 wide, hot dip galv 3m length
125	600	MK-LSL125/0600HDG/3	Straight ladder 125 deep, 600 wide, hot dip galv 3m length
125	750	MK-LSL125/0750HDG/3	Straight ladder 125 deep, 750 wide, hot dip galv 3m length
125	900	MK-LSL125/0900HDG/3	Straight ladder 125 deep, 900 wide, hot dip galv 3m length

* Finish: hot dip galvanised = HDG, stainless steel grade 316 = SS

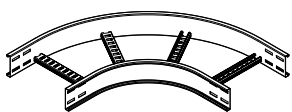
90° Flat Bends



Depth (mm)	Width (mm)	Part No.	Description
125	150	MK-LFB125/0150HDG/90R300	Flat bend 125 deep, 150 wide, Hot dip galv 90 deg radius 300
125	300	MK-LFB125/0300HDG/90R300	Flat bend 125 deep, 300 wide, Hot dip galv 90 deg radius 300
125	450	MK-LFB125/0450HDG/90R300	Flat bend 125 deep, 450 wide, Hot dip galv 90 deg radius 300
125	600	MK-LFB125/0600HDG/90R300	Flat bend 125 deep, 600 wide, Hot dip galv 90 deg radius 300
125	750	MK-LFB125/0750HDG/90R300	Flat bend 125 deep, 750 wide, Hot dip galv 90 deg radius 300
125	900	MK-LFB125/0900HDG/90R300	Flat bend 125 deep, 900 wide, Hot dip galv 90 deg radius 300

* Finish: hot dip galvanised = HDG, stainless steel grade 316 = SS

60° Flat Bends

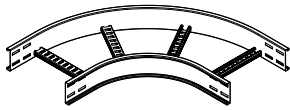


Depth (mm)	Width (mm)	Part No.	Description
125	150	MK-LFB125/0150HDG/60R300	Flat bend 125 deep, 150 wide, Hot dip galv 60 deg radius 300
125	300	MK-LFB125/0300HDG/60R300	Flat bend 125 deep, 300 wide, Hot dip galv 60 deg radius 300
125	450	MK-LFB125/0450HDG/60R300	Flat bend 125 deep, 450 wide, Hot dip galv 60 deg radius 300
125	600	MK-LFB125/0600HDG/60R300	Flat bend 125 deep, 600 wide, Hot dip galv 60 deg radius 300
125	750	MK-LFB125/0750HDG/60R300	Flat bend 125 deep, 750 wide, Hot dip galv 60 deg radius 300
125	900	MK-LFB125/0900HDG/60R300	Flat bend 125 deep, 900 wide, Hot dip galv 60 deg radius 300

* Finish: hot dip galvanised = HDG, stainless steel grade 316 = SS

Cable Ladder

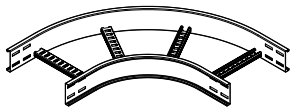
45° Flat Bends



Depth (mm)	Width (mm)	Part No.	Description
125	150	MK-LFB125/0150HDG/45R300	Flat bend 125 deep, 150 wide, Hot dip galv 45 deg radius 300
125	300	MK-LFB125/0300HDG/45R300	Flat bend 125 deep, 300 wide, Hot dip galv 45 deg radius 300
125	450	MK-LFB125/0450HDG/45R300	Flat bend 125 deep, 450 wide, Hot dip galv 45 deg radius 300
125	600	MK-LFB125/0600HDG/45R300	Flat bend 125 deep, 600 wide, Hot dip galv 45 deg radius 300
125	750	MK-LFB125/0750HDG/45R300	Flat bend 125 deep, 750 wide, Hot dip galv 45 deg radius 300
125	900	MK-LFB125/0900HDG/45R300	Flat bend 125 deep, 900 wide, Hot dip galv 45 deg radius 300

* Finish: hot dip galvanised = HDG, stainless steel grade 316 = SS


30° Flat Bends



Depth (mm)	Width (mm)	Part No.	Description
125	150	MK-LFB125/0150HDG/30R300	Flat bend 125 deep, 150 wide, Hot dip galv 30 deg radius 300
125	300	MK-LFB125/0300HDG/30R300	Flat bend 125 deep, 300 wide, Hot dip galv 30 deg radius 300
125	450	MK-LFB125/0450HDG/30R300	Flat bend 125 deep, 450 wide, Hot dip galv 30 deg radius 300
125	600	MK-LFB125/0600HDG/30R300	Flat bend 125 deep, 600 wide, Hot dip galv 30 deg radius 300
125	750	MK-LFB125/0750HDG/30R300	Flat bend 125 deep, 750 wide, Hot dip galv 30 deg radius 300
125	900	MK-LFB125/0900HDG/30R300	Flat bend 125 deep, 900 wide, Hot dip galv 30 deg radius 300

* Finish: hot dip galvanised = HDG, stainless steel grade 316 = SS


Cross Over



Depth (mm)	Width (mm)	Part No.	Description
125	150	MK-LCO125/0150HDGR300	Cross over 125 deep, 150 wide, Hot dip galv radius 300
125	300	MK-LCO125/0300HDGR300	Cross over 125 deep, 300 wide, Hot dip galv radius 300
125	450	MK-LCO125/0450HDGR300	Cross over 125 deep, 450 wide, Hot dip galv radius 300
125	600	MK-LCO125/0600HDGR300	Cross over 125 deep, 600 wide, Hot dip galv radius 300
125	750	MK-LCO125/0750HDGR300	Cross over 125 deep, 750 wide, Hot dip galv radius 300
125	900	MK-LCO125/0900HDGR300	Cross over 125 deep, 900 wide, Hot dip galv radius 300

* Finish: hot dip galvanised = HDG, stainless steel grade 316 = SS


Equal Tees



Depth (mm)	Width (mm)	Part No.	Description
125	150	MK-LET125/0150HDGR300	Equal Tee 125 deep, 150 wide, Hot dip galv 90 deg radius 300
125	300	MK-LET125/0300HDGR300	Equal Tee 125 deep, 300 wide, Hot dip galv 90 deg radius 300
125	450	MK-LET125/0450HDGR300	Equal Tee 125 deep, 450 wide, Hot dip galv 90 deg radius 300
125	600	MK-LET125/0600HDGR300	Equal Tee 125 deep, 600 wide, Hot dip galv 90 deg radius 300
125	750	MK-LET125/0750HDGR300	Equal Tee 125 deep, 750 wide, Hot dip galv 90 deg radius 300
125	900	MK-LET125/0900HDGR300	Equal Tee 125 deep, 900 wide, Hot dip galv 90 deg radius 300

* Finish: hot dip galvanised = HDG, stainless steel grade 316 = SS

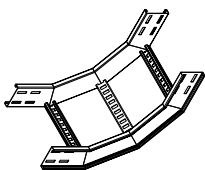
Unequal Tees



Depth (mm)	Width (mm)	Part No.	Description
125	150	MK-LUT125/0150/W2/HDGR300	Unequal Tee 125 deep, 150mm to W2, Hot dip galv 90 deg radius 300
125	300	MK-LUT125/0300/W2/HDGR300	Unequal Tee 125 deep, 300mm to W2, Hot dip galv 90 deg radius 300
125	450	MK-LUT125/0450/W2/HDGR300	Unequal Tee 125 deep, 450mm to W2, Hot dip galv 90 deg radius 300
125	600	MK-LUT125/0600/W2/HDGR300	Unequal Tee 125 deep, 600mm to W2, Hot dip galv 90 deg radius 300
125	750	MK-LUT125/0750/W2/HDGR300	Unequal Tee 125 deep, 750mm to W2, Hot dip galv 90 deg radius 300
125	900	MK-LUT125/0900/W2/HDGR300	Unequal Tee 125 deep, 900mm to W2, Hot dip galv 90 deg radius 300

* Finish: hot dip galvanised = HDG, stainless steel grade 316 = SS

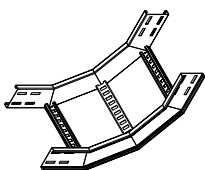
90° Internal Riser



Depth (mm)	Width (mm)	Part No.	Description
125	150	MK-LIR125/0150HDG/90R300	Internal Riser 125 deep, 150 wide, Hot dip galv 90 radius 300
125	300	MK-LIR125/0300HDG/90R300	Internal Riser 125 deep, 300 wide, Hot dip galv 90 radius 300
125	450	MK-LIR125/0450HDG/90R300	Internal Riser 125 deep, 450 wide, Hot dip galv 90 radius 300
125	600	MK-LIR125/0600HDG/90R300	Internal Riser 125 deep, 600 wide, Hot dip galv 90 radius 300
125	750	MK-LIR125/0750HDG/90R300	Internal Riser 125 deep, 750 wide, Hot dip galv 90 radius 300
125	900	MK-LIR125/0900HDG/90R300	Internal Riser 125 deep, 900 wide, Hot dip galv 90 radius 300

* Finish: hot dip galvanised = HDG, stainless steel grade 316 = SS

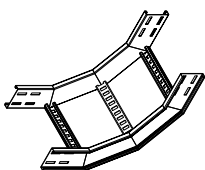
60° Internal Riser



Depth (mm)	Width (mm)	Part No.	Description
125	150	MK-LIR125/0150HDG/60R300	Internal Riser 125 deep, 150 wide, Hot dip galv 60 radius 300
125	300	MK-LIR125/0300HDG/60R300	Internal Riser 125 deep, 300 wide, Hot dip galv 60 radius 300
125	450	MK-LIR125/0450HDG/60R300	Internal Riser 125 deep, 450 wide, Hot dip galv 60 radius 300
125	600	MK-LIR125/0600HDG/60R300	Internal Riser 125 deep, 600 wide, Hot dip galv 60 radius 300
125	750	MK-LIR125/0750HDG/60R300	Internal Riser 125 deep, 750 wide, Hot dip galv 60 radius 300
125	900	MK-LIR125/0900HDG/60R300	Internal Riser 125 deep, 900 wide, Hot dip galv 60 radius 300

* Finish: hot dip galvanised = HDG, stainless steel grade 316 = SS

45° Internal Riser

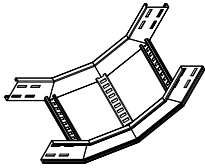


Depth (mm)	Width (mm)	Part No.	Description
125	150	MK-LIR125/0150HDG/45R300	Internal Riser 125 deep, 150 wide, Hot dip galv 45 radius 300
125	300	MK-LIR125/0300HDG/45R300	Internal Riser 125 deep, 300 wide, Hot dip galv 45 radius 300
125	450	MK-LIR125/0450HDG/45R300	Internal Riser 125 deep, 450 wide, Hot dip galv 45 radius 300
125	600	MK-LIR125/0600HDG/45R300	Internal Riser 125 deep, 600 wide, Hot dip galv 45 radius 300
125	750	MK-LIR125/0750HDG/45R300	Internal Riser 125 deep, 750 wide, Hot dip galv 45 radius 300
125	900	MK-LIR125/0900HDG/45R300	Internal Riser 125 deep, 900 wide, Hot dip galv 45 radius 300

* Finish: hot dip galvanised = HDG, stainless steel grade 316 = SS

Cable Ladder

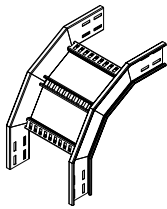
30° Internal Riser



Depth (mm)	Width (mm)	Part No.	Description
125	150	MK-LIR125/0150HDG/30R300	Internal Riser 125 deep, 150 wide, Hot dip galv 30 radius 300
125	300	MK-LIR125/0300HDG/30R300	Internal Riser 125 deep, 300 wide, Hot dip galv 30 radius 300
125	450	MK-LIR125/0450HDG/30R300	Internal Riser 125 deep, 450 wide, Hot dip galv 30 radius 300
125	600	MK-LIR125/0600HDG/30R300	Internal Riser 125 deep, 600 wide, Hot dip galv 30 radius 300
125	750	MK-LIR125/0750HDG/30R300	Internal Riser 125 deep, 750 wide, Hot dip galv 30 radius 300
125	900	MK-LIR125/0900HDG/30R300	Internal Riser 125 deep, 900 wide, Hot dip galv 30 radius 300

* Finish: hot dip galvanised = HDG, stainless steel grade 316 = SS

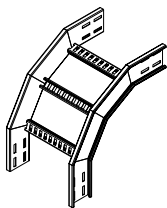
90° External Riser



Depth (mm)	Width (mm)	Part No.	Description
125	150	MK-LER125/0150HDG/90R300	External Riser 125 deep, 150 wide, Hot dip galv 90 radius 300
125	300	MK-LER125/0300HDG/90R300	External Riser 125 deep, 300 wide, Hot dip galv 90 radius 300
125	450	MK-LER125/0450HDG/90R300	External Riser 125 deep, 450 wide, Hot dip galv 90 radius 300
125	600	MK-LER125/0600HDG/90R300	External Riser 125 deep, 600 wide, Hot dip galv 90 radius 300
125	750	MK-LER125/0750HDG/90R300	External Riser 125 deep, 750 wide, Hot dip galv 90 radius 300
125	900	MK-LER125/0900HDG/90R300	External Riser 125 deep, 900 wide, Hot dip galv 90 radius 300

* Finish: hot dip galvanised = HDG, stainless steel grade 316 = SS

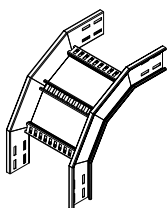
60° External Riser



Depth (mm)	Width (mm)	Part No.	Description
125	150	MK-LER125/0150HDG/60R300	External Riser 125 deep, 150 wide, Hot dip galv 60 radius 300
125	300	MK-LER125/0300HDG/60R300	External Riser 125 deep, 300 wide, Hot dip galv 60 radius 300
125	450	MK-LER125/0450HDG/60R300	External Riser 125 deep, 450 wide, Hot dip galv 60 radius 300
125	600	MK-LER125/0600HDG/60R300	External Riser 125 deep, 600 wide, Hot dip galv 60 radius 300
125	750	MK-LER125/0750HDG/60R300	External Riser 125 deep, 750 wide, Hot dip galv 60 radius 300
125	900	MK-LER125/0900HDG/60R300	External Riser 125 deep, 900 wide, Hot dip galv 60 radius 300

* Finish: hot dip galvanised = HDG, stainless steel grade 316 = SS

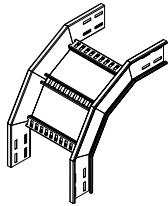
45° External Riser



Depth (mm)	Width (mm)	Part No.	Description
125	150	MK-LER125/0150HDG/45R300	External Riser 125 deep, 150 wide, Hot dip galv 45 radius 300
125	300	MK-LER125/0300HDG/45R300	External Riser 125 deep, 300 wide, Hot dip galv 45 radius 300
125	450	MK-LER125/0450HDG/45R300	External Riser 125 deep, 450 wide, Hot dip galv 45 radius 300
125	600	MK-LER125/0600HDG/45R300	External Riser 125 deep, 600 wide, Hot dip galv 45 radius 300
125	750	MK-LER125/0750HDG/45R300	External Riser 125 deep, 750 wide, Hot dip galv 45 radius 300
125	900	MK-LER125/0900HDG/45R300	External Riser 125 deep, 900 wide, Hot dip galv 45 radius 300

* Finish: hot dip galvanised = HDG, stainless steel grade 316 = SS

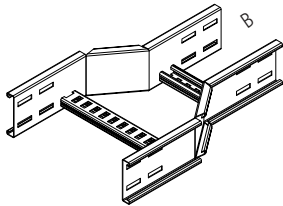
30° External Riser



Depth (mm)	Width (mm)	Part No.	Description
125	150	MK-LER125/0150HDG/30R300	External Riser 125 deep, 150 wide, Hot dip galv 30 radius 300
125	300	MK-LER125/0300HDG/30R300	External Riser 125 deep, 300 wide, Hot dip galv 30 radius 300
125	450	MK-LER125/0450HDG/30R300	External Riser 125 deep, 450 wide, Hot dip galv 30 radius 300
125	600	MK-LER125/0600HDG/30R300	External Riser 125 deep, 600 wide, Hot dip galv 30 radius 300
125	750	MK-LER125/0750HDG/30R300	External Riser 125 deep, 750 wide, Hot dip galv 30 radius 300
125	900	MK-LER125/0900HDG/30R300	External Riser 125 deep, 900 wide, Hot dip galv 30 radius 300

* Finish: hot dip galvanised = HDG, stainless steel grade 316 = SS

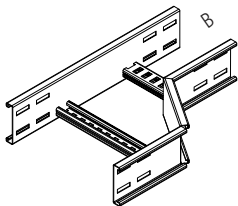
Straight Reducer



Depth (mm)	Width (mm)	Part No.	Description
125	300	MK-LSR125/0300/"B"HDG	Straight reducer 125 deep 300 wide down to "B" Hot dip galv.
125	450	MK-LSR125/0300/"B"HDG	Straight reducer 125 deep 450 wide down to "B" Hot dip galv.
125	600	MK-LSR125/0300/"B"HDG	Straight reducer 125 deep 600 wide down to "B" Hot dip galv.
125	750	MK-LSR125/0300/"B"HDG	Straight reducer 125 deep 750 wide down to "B" Hot dip galv.
125	900	MK-LSR125/0300/"B"HDG	Straight reducer 125 deep 900 wide down to "B" Hot dip galv.
125		MK-L/RSP125	Reducer Splice Plate 125 deep, 150 offset with bolts

* Finish: hot dip galvanised = HDG, stainless steel grade 316 = SS

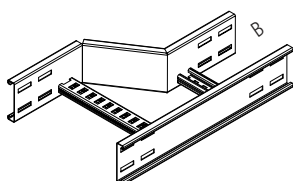
Right Hand Reducer



Depth (mm)	Width (mm)	Part No.	Description
125	300	MK-LRR125/0300/"B"HDG	Right Hand reducer 125 deep 300 wide down to "B", Hot dip galv
125	450	MK-LRR125/0450/"B"HDG	Right Hand reducer 125 deep 450 wide down to "B", Hot dip galv
125	600	MK-LRR125/0600/"B"HDG	Right Hand reducer 125 deep 600 wide down to "B", Hot dip galv
125	750	MK-LRR125/0750/"B"HDG	Right Hand reducer 125 deep 750 wide down to "B", Hot dip galv
125	900	MK-LRR125/0900/"B"HDG	Right Hand reducer 125 deep 900 wide down to "B", Hot dip galv

* Finish: hot dip galvanised = HDG, stainless steel grade 316 = SS

Left Hand Reducer



Depth (mm)	Width (mm)	Part No.	Description
125	300	MK-LLR125/0300/"B"HDG	Left Hand reducer 125 deep 300 wide down to "B", Hot dip galv
125	450	MK-LLR125/0450/"B"HDG	Left Hand reducer 125 deep 450 wide down to "B", Hot dip galv
125	600	MK-LLR125/0600/"B"HDG	Left Hand reducer 125 deep 600 wide down to "B", Hot dip galv
125	750	MK-LLR125/0750/"B"HDG	Left Hand reducer 125 deep 750 wide down to "B", Hot dip galv
125	900	MK-LLR125/0900/"B"HDG	Left Hand reducer 125 deep 900 wide down to "B", Hot dip galv

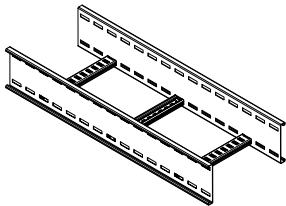
* Finish: hot dip galvanised = HDG, stainless steel grade 316 = SS

Cable Ladder

150mm Depth Cable Ladders - Extra Heavy Duty

- 150mm depth return lip side rails of 2.0mm thick
- Rung types : 41mm x 21mm channel
- Rungs alternatively reversed as standard at 300mm max. centres.
- Available in mild steel hot dip galvanised and stainless steel.
- Complies with BS EN 61537:2000
- Standard length of ladder is 3mts.

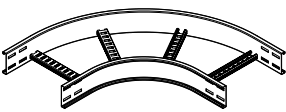
Straight Ladder 150mm Depth



Depth (mm)	Width (mm)	Part No.	Description
150	150	MK-LSL150/0150HDG/3	Straight ladder 150 deep, 150 wide, hot dip galv 3m length
150	300	MK-LSL150/0300HDG/3	Straight ladder 150 deep, 300 wide, hot dip galv 3m length
150	450	MK-LSL150/0450HDG/3	Straight ladder 150 deep, 450 wide, hot dip galv 3m length
150	600	MK-LSL150/0600HDG/3	Straight ladder 150 deep, 600 wide, hot dip galv 3m length
150	750	MK-LSL150/0750HDG/3	Straight ladder 150 deep, 750 wide, hot dip galv 3m length
150	900	MK-LSL150/0900HDG/3	Straight ladder 150 deep, 900 wide, hot dip galv 3m length

* Finish: hot dip galvanised = HDG, stainless steel grade 316 = SS

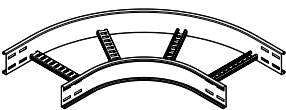
90° Flat Bends



Depth (mm)	Width (mm)	Part No.	Description
150	150	MK-LFB150/0150HDG/90R300	Flat bend 150 deep, 150 wide, Hot dip galv 90 deg radius 300
150	300	MK-LFB150/0300HDG/90R300	Flat bend 150 deep, 300 wide, Hot dip galv 90 deg radius 300
150	450	MK-LFB150/0450HDG/90R300	Flat bend 150 deep, 450 wide, Hot dip galv 90 deg radius 300
150	600	MK-LFB150/0600HDG/90R300	Flat bend 150 deep, 600 wide, Hot dip galv 90 deg radius 300
150	750	MK-LFB150/0750HDG/90R300	Flat bend 150 deep, 750 wide, Hot dip galv 90 deg radius 300
150	900	MK-LFB150/0900HDG/90R300	Flat bend 150 deep, 900 wide, Hot dip galv 90 deg radius 300

* Finish: hot dip galvanised = HDG, stainless steel grade 316 = SS

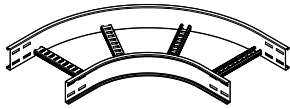
60° Flat Bends



Depth (mm)	Width (mm)	Part No.	Description
150	150	MK-LFB150/0150HDG/60R300	Flat bend 150 deep, 150 wide, Hot dip galv 60 deg radius 300
150	300	MK-LFB150/0300HDG/60R300	Flat bend 150 deep, 300 wide, Hot dip galv 60 deg radius 300
150	450	MK-LFB150/0450HDG/60R300	Flat bend 150 deep, 450 wide, Hot dip galv 60 deg radius 300
150	600	MK-LFB150/0600HDG/60R300	Flat bend 150 deep, 600 wide, Hot dip galv 60 deg radius 300
150	750	MK-LFB150/0750HDG/60R300	Flat bend 150 deep, 750 wide, Hot dip galv 60 deg radius 300
150	900	MK-LFB150/0900HDG/60R300	Flat bend 150 deep, 900 wide, Hot dip galv 60 deg radius 300

* Finish: hot dip galvanised = HDG, stainless steel grade 316 = SS

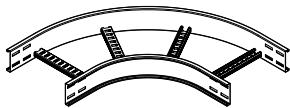
45° Flat Bends



Depth (mm)	Width (mm)	Part No.	Description
150	150	MK-LFB150/0150HDG/45R300	Flat bend 150 deep, 150 wide, Hot dip galv 45 deg radius 300
150	300	MK-LFB150/0300HDG/45R300	Flat bend 150 deep, 300 wide, Hot dip galv 45 deg radius 300
150	450	MK-LFB150/0450HDG/45R300	Flat bend 150 deep, 450 wide, Hot dip galv 45 deg radius 300
150	600	MK-LFB150/0600HDG/45R300	Flat bend 150 deep, 600 wide, Hot dip galv 45 deg radius 300
150	750	MK-LFB150/0750HDG/45R300	Flat bend 150 deep, 750 wide, Hot dip galv 45 deg radius 300
150	900	MK-LFB150/0900HDG/45R300	Flat bend 150 deep, 900 wide, Hot dip galv 45 deg radius 300

* Finish: hot dip galvanised = HDG, stainless steel grade 316 = SS


30° Flat Bends



Depth (mm)	Width (mm)	Part No.	Description
150	150	MK-LFB150/0150HDG/30R300	Flat bend 150 deep, 150 wide, Hot dip galv 30 deg radius 300
150	300	MK-LFB150/0300HDG/30R300	Flat bend 150 deep, 300 wide, Hot dip galv 30 deg radius 300
150	450	MK-LFB150/0450HDG/30R300	Flat bend 150 deep, 450 wide, Hot dip galv 30 deg radius 300
150	600	MK-LFB150/0600HDG/30R300	Flat bend 150 deep, 600 wide, Hot dip galv 30 deg radius 300
150	750	MK-LFB150/0750HDG/30R300	Flat bend 150 deep, 750 wide, Hot dip galv 30 deg radius 300
150	900	MK-LFB150/0900HDG/30R300	Flat bend 150 deep, 900 wide, Hot dip galv 30 deg radius 300

* Finish: hot dip galvanised = HDG, stainless steel grade 316 = SS


Cross Over



Depth (mm)	Width (mm)	Part No.	Description
150	150	MK-LCO150/0150HDGR300	Cross over 150 deep, 150 wide, Hot dip galv radius 300
150	300	MK-LCO150/0300HDGR300	Cross over 150 deep, 300 wide, Hot dip galv radius 300
150	450	MK-LCO150/0450HDGR300	Cross over 150 deep, 450 wide, Hot dip galv radius 300
150	600	MK-LCO150/0600HDGR300	Cross over 150 deep, 600 wide, Hot dip galv radius 300
150	750	MK-LCO150/0750HDGR300	Cross over 150 deep, 750 wide, Hot dip galv radius 300
150	900	MK-LCO150/0900HDGR300	Cross over 150 deep, 900 wide, Hot dip galv radius 300

* Finish: hot dip galvanised = HDG, stainless steel grade 316 = SS

Equal Tees

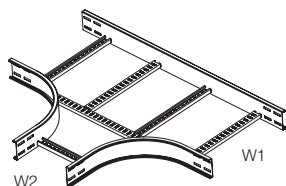


Depth (mm)	Width (mm)	Part No.	Description
150	150	MK-LET150/0150HDGR300	Equal Tee 150 deep, 150 wide, Hot dip galv 90 deg radius 300
150	300	MK-LET150/0300HDGR300	Equal Tee 150 deep, 300 wide, Hot dip galv 90 deg radius 300
150	450	MK-LET150/0450HDGR300	Equal Tee 150 deep, 450 wide, Hot dip galv 90 deg radius 300
150	600	MK-LET150/0600HDGR300	Equal Tee 150 deep, 600 wide, Hot dip galv 90 deg radius 300
150	750	MK-LET150/0750HDGR300	Equal Tee 150 deep, 750 wide, Hot dip galv 90 deg radius 300
150	900	MK-LET150/0900HDGR300	Equal Tee 150 deep, 900 wide, Hot dip galv 90 deg radius 300

* Finish: hot dip galvanised = HDG, stainless steel grade 316 = SS

Cable Ladder

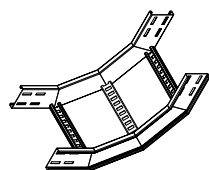
Unequal Tees



Depth (mm)	Width (mm)	Part No.	Description
150	150	MK-LUT150/0150/W2/HDGR300	Unequal Tee 150 deep, 150mm to W2, Hot dip galv 90 deg radius 300
150	300	MK-LUT150/0300/W2/HDGR300	Unequal Tee 150 deep, 300mm to W2, Hot dip galv 90 deg radius 300
150	450	MK-LUT150/0450/W2/HDGR300	Unequal Tee 150 deep, 450mm to W2, Hot dip galv 90 deg radius 300
150	600	MK-LUT150/0600/W2/HDGR300	Unequal Tee 150 deep, 600mm to W2, Hot dip galv 90 deg radius 300
150	750	MK-LUT150/0750/W2/HDGR300	Unequal Tee 150 deep, 750mm to W2, Hot dip galv 90 deg radius 300
150	900	MK-LUT150/0900/W2/HDGR300	Unequal Tee 150 deep, 900mm to W2, Hot dip galv 90 deg radius 300

* Finish: hot dip galvanised = HDG, stainless steel grade 316 = SS

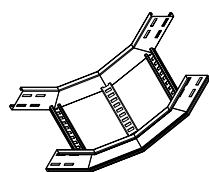
90° Internal Riser



Depth (mm)	Width (mm)	Part No.	Description
150	150	MK-LIR150/0150HDG/90R300	Internal Riser 150 deep, 150 wide, Hot dip galv 90 radius 300
150	300	MK-LIR150/0300HDG/90R300	Internal Riser 150 deep, 300 wide, Hot dip galv 90 radius 300
150	450	MK-LIR150/0450HDG/90R300	Internal Riser 150 deep, 450 wide, Hot dip galv 90 radius 300
150	600	MK-LIR150/0600HDG/90R300	Internal Riser 150 deep, 600 wide, Hot dip galv 90 radius 300
150	750	MK-LIR150/0750HDG/90R300	Internal Riser 150 deep, 750 wide, Hot dip galv 90 radius 300
150	900	MK-LIR150/0900HDG/90R300	Internal Riser 150 deep, 900 wide, Hot dip galv 90 radius 300

* Finish: hot dip galvanised = HDG, stainless steel grade 316 = SS

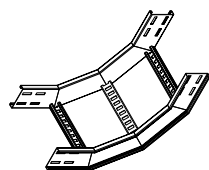
60° Internal Riser



Depth (mm)	Width (mm)	Part No.	Description
150	150	MK-LIR150/0150HDG/60R300	Internal Riser 150 deep, 150 wide, Hot dip galv 60 radius 300
150	300	MK-LIR150/0300HDG/60R300	Internal Riser 150 deep, 300 wide, Hot dip galv 60 radius 300
150	450	MK-LIR150/0450HDG/60R300	Internal Riser 150 deep, 450 wide, Hot dip galv 60 radius 300
150	600	MK-LIR150/0600HDG/60R300	Internal Riser 150 deep, 600 wide, Hot dip galv 60 radius 300
150	750	MK-LIR150/0750HDG/60R300	Internal Riser 150 deep, 750 wide, Hot dip galv 60 radius 300
150	900	MK-LIR150/0900HDG/60R300	Internal Riser 150 deep, 900 wide, Hot dip galv 60 radius 300

* Finish: hot dip galvanised = HDG, stainless steel grade 316 = SS

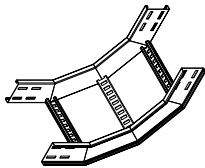
45° Internal Riser



Depth (mm)	Width (mm)	Part No.	Description
150	150	MK-LIR150/0150HDG/45R300	Internal Riser 150 deep, 150 wide, Hot dip galv 45 radius 300
150	300	MK-LIR150/0300HDG/45R300	Internal Riser 150 deep, 300 wide, Hot dip galv 45 radius 300
150	450	MK-LIR150/0450HDG/45R300	Internal Riser 150 deep, 450 wide, Hot dip galv 45 radius 300
150	600	MK-LIR150/0600HDG/45R300	Internal Riser 150 deep, 600 wide, Hot dip galv 45 radius 300
150	750	MK-LIR150/0750HDG/45R300	Internal Riser 150 deep, 750 wide, Hot dip galv 45 radius 300
150	900	MK-LIR150/0900HDG/45R300	Internal Riser 150 deep, 900 wide, Hot dip galv 45 radius 300

* Finish: hot dip galvanised = HDG, stainless steel grade 316 = SS

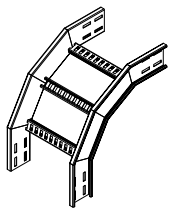
30° Internal Riser



Depth (mm)	Width (mm)	Part No.	Description
150	150	MK-LIR150/0150HDG/30R300	Internal Riser 150 deep, 150 wide, Hot dip galv 30 radius 300
150	300	MK-LIR150/0300HDG/30R300	Internal Riser 150 deep, 300 wide, Hot dip galv 30 radius 300
150	450	MK-LIR150/0450HDG/30R300	Internal Riser 150 deep, 450 wide, Hot dip galv 30 radius 300
150	600	MK-LIR150/0600HDG/30R300	Internal Riser 150 deep, 600 wide, Hot dip galv 30 radius 300
150	750	MK-LIR150/0750HDG/30R300	Internal Riser 150 deep, 750 wide, Hot dip galv 30 radius 300
150	900	MK-LIR150/0900HDG/30R300	Internal Riser 150 deep, 900 wide, Hot dip galv 30 radius 300

* Finish: hot dip galvanised = HDG, stainless steel grade 316 = SS

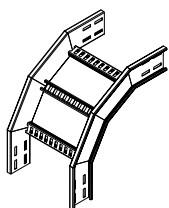
90° External Riser



Depth (mm)	Width (mm)	Part No.	Description
150	150	MK-LER150/0150HDG/90R300	External Riser 150 deep, 150 wide, Hot dip galv 90 radius 300
150	300	MK-LER150/0300HDG/90R300	External Riser 150 deep, 300 wide, Hot dip galv 90 radius 300
150	450	MK-LER150/0450HDG/90R300	External Riser 150 deep, 450 wide, Hot dip galv 90 radius 300
150	600	MK-LER150/0600HDG/90R300	External Riser 150 deep, 600 wide, Hot dip galv 90 radius 300
150	750	MK-LER150/0750HDG/90R300	External Riser 150 deep, 750 wide, Hot dip galv 90 radius 300
150	900	MK-LER150/0900HDG/90R300	External Riser 150 deep, 900 wide, Hot dip galv 90 radius 300

* Finish: hot dip galvanised = HDG, stainless steel grade 316 = SS

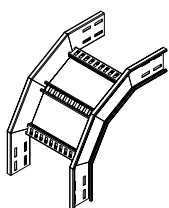
60° External Riser



Depth (mm)	Width (mm)	Part No.	Description
150	150	MK-LER150/0150HDG/60R300	External Riser 150 deep, 150 wide, Hot dip galv 60 radius 300
150	300	MK-LER150/0300HDG/60R300	External Riser 150 deep, 300 wide, Hot dip galv 60 radius 300
150	450	MK-LER150/0450HDG/60R300	External Riser 150 deep, 450 wide, Hot dip galv 60 radius 300
150	600	MK-LER150/0600HDG/60R300	External Riser 150 deep, 600 wide, Hot dip galv 60 radius 300
150	750	MK-LER150/0750HDG/60R300	External Riser 150 deep, 750 wide, Hot dip galv 60 radius 300
150	900	MK-LER150/0900HDG/60R300	External Riser 150 deep, 900 wide, Hot dip galv 60 radius 300

* Finish: hot dip galvanised = HDG, stainless steel grade 316 = SS

45° External Riser

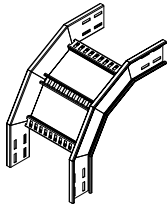


Depth (mm)	Width (mm)	Part No.	Description
150	150	MK-LER150/0150HDG/45R300	External Riser 150 deep, 150 wide, Hot dip galv 45 radius 300
150	300	MK-LER150/0300HDG/45R300	External Riser 150 deep, 300 wide, Hot dip galv 45 radius 300
150	450	MK-LER150/0450HDG/45R300	External Riser 150 deep, 450 wide, Hot dip galv 45 radius 300
150	600	MK-LER150/0600HDG/45R300	External Riser 150 deep, 600 wide, Hot dip galv 45 radius 300
150	750	MK-LER150/0750HDG/45R300	External Riser 150 deep, 750 wide, Hot dip galv 45 radius 300
150	900	MK-LER150/0900HDG/45R300	External Riser 150 deep, 900 wide, Hot dip galv 45 radius 300

* Finish: hot dip galvanised = HDG, stainless steel grade 316 = SS

Cable Ladder

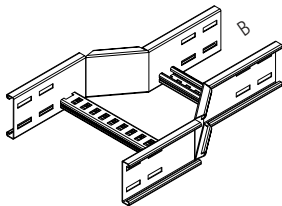
30° External Riser



Depth (mm)	Width (mm)	Part No.	Description
150	150	MK-LER150/0150HDG/30R300	External Riser 150 deep, 150 wide, Hot dip galv 30 radius 300
150	300	MK-LER150/0300HDG/30R300	External Riser 150 deep, 300 wide, Hot dip galv 30 radius 300
150	450	MK-LER150/0450HDG/30R300	External Riser 150 deep, 450 wide, Hot dip galv 30 radius 300
150	600	MK-LER150/0600HDG/30R300	External Riser 150 deep, 600 wide, Hot dip galv 30 radius 300
150	750	MK-LER150/0750HDG/30R300	External Riser 150 deep, 750 wide, Hot dip galv 30 radius 300
150	900	MK-LER150/0900HDG/30R300	External Riser 150 deep, 900 wide, Hot dip galv 30 radius 300

* Finish: hot dip galvanised = HDG, stainless steel grade 316 = SS

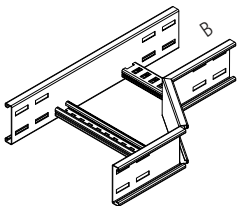
Straight Reducer



Depth (mm)	Width (mm)	Part No.	Description
150	300	MK-LSR150/0300/"B"HDG	Straight reducer 150 deep 300 wide down to "B" Hot dip galv.
150	450	MK-LSR150/0300/"B"HDG	Straight reducer 150 deep 450 wide down to "B" Hot dip galv.
150	600	MK-LSR150/0300/"B"HDG	Straight reducer 150 deep 600 wide down to "B" Hot dip galv.
150	750	MK-LSR150/0300/"B"HDG	Straight reducer 150 deep 750 wide down to "B" Hot dip galv.
150	900	MK-LSR150/0300/"B"HDG	Straight reducer 150 deep 900 wide down to "B" Hot dip galv.
150		MK-L/RSP150	Reducer Splice Plate 150 deep, 150 offset with bolts

* Finish: hot dip galvanised = HDG, stainless steel grade 316 = SS

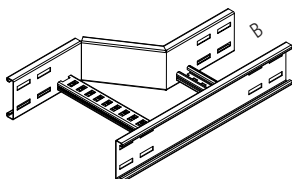
Right Hand Reducer



Depth (mm)	Width (mm)	Part No.	Description
150	300	MK-LRR150/0300/"B"HDG	Right Hand reducer 150 deep 300 wide down to "B", Hot dip galv
150	450	MK-LRR150/0450/"B"HDG	Right Hand reducer 150 deep 450 wide down to "B", Hot dip galv
150	600	MK-LRR150/0600/"B"HDG	Right Hand reducer 150 deep 600 wide down to "B", Hot dip galv
150	750	MK-LRR150/0750/"B"HDG	Right Hand reducer 150 deep 750 wide down to "B", Hot dip galv
150	900	MK-LRR150/0900/"B"HDG	Right Hand reducer 150 deep 900 wide down to "B", Hot dip galv

* Finish: hot dip galvanised = HDG, stainless steel grade 316 = SS

Left Hand Reducer



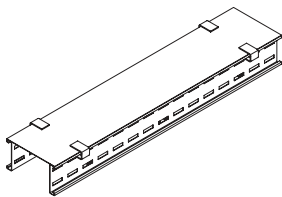
Depth (mm)	Width (mm)	Part No.	Description
150	300	MK-LLR150/0300/"B"HDG	Left Hand reducer 150 deep 300 wide down to "B", Hot dip galv
150	450	MK-LLR150/0450/"B"HDG	Left Hand reducer 150 deep 450 wide down to "B", Hot dip galv
150	600	MK-LLR150/0600/"B"HDG	Left Hand reducer 150 deep 600 wide down to "B", Hot dip galv
150	750	MK-LLR150/0750/"B"HDG	Left Hand reducer 150 deep 750 wide down to "B", Hot dip galv
150	900	MK-LLR150/0900/"B"HDG	Left Hand reducer 150 deep 900 wide down to "B", Hot dip galv

* Finish: hot dip galvanised = HDG, stainless steel grade 316 = SS

Cable Ladder Covers

- Manufactured from steel complying with BS EN 10025 - 2:2004
- Hot Dip Galvanised after manufacture to BS EN ISO 1461:1991
- Standard length of cover is 1.5mts.
- HDG as standard and for stainless steel grade 316 insert = SS
- Standard closed cover = C, Ventilated cover = CV

Cover - Straight Length - 1.5m Long



Width (mm)	Part No.	Description
150	MK-LSLC/0150HDG/1.5	Ladder Straight Cover (Closed), 150 wide, HDG, 1.5m long
300	MK-LSLC/0300HDG/1.5	Ladder Straight Cover (Closed), 300 wide, HDG, 1.5m long
450	MK-LSLC/0450HDG/1.5	Ladder Straight Cover (Closed), 450 wide, HDG, 1.5m long
600	MK-LSLC/0600HDG/1.5	Ladder Straight Cover (Closed), 600 wide, HDG, 1.5m long
750	MK-LSLC/0750HDG/1.5	Ladder Straight Cover (Closed), 750 wide, HDG, 1.5m long
900	MK-LSLC/0900HDG/1.5	Ladder Straight Cover (Closed), 900 wide, HDG, 1.5m long

* Includes 4 fixing clamps and fasteners

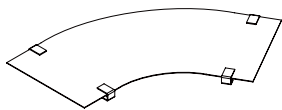
Cover - 90° Flat Bends



Width (mm)	Part No.	Description
150	MK-LFBC/0150HDG/90R300	Ladder Flat Bend Cover (Closed), 150 wide, HDG, 90 degree, radius 300
300	MK-LFBC/0300HDG/90R300	Ladder Flat Bend Cover (Closed), 300 wide, HDG, 90 degree, radius 300
450	MK-LFBC/0450HDG/90R300	Ladder Flat Bend Cover (Closed), 450 wide, HDG, 90 degree, radius 300
600	MK-LFBC/0600HDG/90R300	Ladder Flat Bend Cover (Closed), 600 wide, HDG, 90 degree, radius 300
750	MK-LFBC/0750HDG/90R300	Ladder Flat Bend Cover (Closed), 750 wide, HDG, 90 degree, radius 300
900	MK-LFBC/0900HDG/90R300	Ladder Flat Bend Cover (Closed), 900 wide, HDG, 90 degree, radius 300

* Includes 4 fixing clamps and fasteners

Cover - 60° Flat Bends

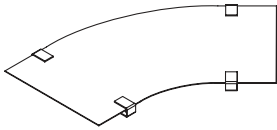


Width (mm)	Part No.	Description
150	MK-LFBC/0150HDG/60R300	Ladder Flat Bend Cover (Closed), 150 wide, HDG, 60 degree, radius 300
300	MK-LFBC/0300HDG/60R300	Ladder Flat Bend Cover (Closed), 300 wide, HDG, 60 degree, radius 300
450	MK-LFBC/0450HDG/60R300	Ladder Flat Bend Cover (Closed), 450 wide, HDG, 60 degree, radius 300
600	MK-LFBC/0600HDG/60R300	Ladder Flat Bend Cover (Closed), 600 wide, HDG, 60 degree, radius 300
750	MK-LFBC/0750HDG/60R300	Ladder Flat Bend Cover (Closed), 750 wide, HDG, 60 degree, radius 300
900	MK-LFBC/0900HDG/60R300	Ladder Flat Bend Cover (Closed), 900 wide, HDG, 60 degree, radius 300

* Includes 4 fixing clamps and fasteners

Cable Ladder Cover

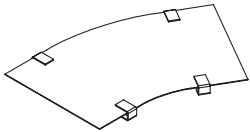
Cover - 45° Flat Bends



Width (mm)	Part No.	Description
150	MK-LFBC/0150HDG/45R300	Ladder Flat Bend Cover (Closed), 150 wide, HDG, 45 degree, radius 300
300	MK-LFBC/0300HDG/45R300	Ladder Flat Bend Cover (Closed), 300 wide, HDG, 45 degree, radius 300
450	MK-LFBC/0450HDG/45R300	Ladder Flat Bend Cover (Closed), 450 wide, HDG, 45 degree, radius 300
600	MK-LFBC/0600HDG/45R300	Ladder Flat Bend Cover (Closed), 600 wide, HDG, 45 degree, radius 300
750	MK-LFBC/0750HDG/45R300	Ladder Flat Bend Cover (Closed), 750 wide, HDG, 45 degree, radius 300
900	MK-LFBC/0900HDG/45R300	Ladder Flat Bend Cover (Closed), 900 wide, HDG, 45 degree, radius 300

* Includes 4 fixing clamps and fasteners

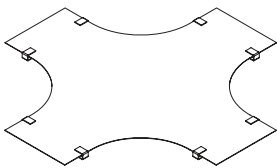
Cover - 30° Flat Bends



Width (mm)	Part No.	Description
150	MK-LFBC/0150HDG/30R300	Ladder Flat Bend Cover (Closed), 150 wide, HDG, 30 degree, radius 300
300	MK-LFBC/0300HDG/30R300	Ladder Flat Bend Cover (Closed), 300 wide, HDG, 30 degree, radius 300
450	MK-LFBC/0450HDG/30R300	Ladder Flat Bend Cover (Closed), 450 wide, HDG, 30 degree, radius 300
600	MK-LFBC/0600HDG/30R300	Ladder Flat Bend Cover (Closed), 600 wide, HDG, 30 degree, radius 300
750	MK-LFBC/0750HDG/30R300	Ladder Flat Bend Cover (Closed), 750 wide, HDG, 30 degree, radius 300
900	MK-LFBC/0900HDG/30R300	Ladder Flat Bend Cover (Closed), 900 wide, HDG, 30 degree, radius 300

* Includes 4 fixing clamps and fasteners

Cross Over

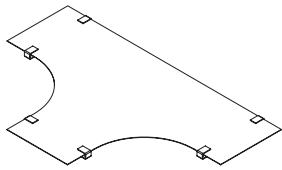


Width (mm)	Part No.	Description
150	MK-LCOC/0150HDGR300	Ladder Crossover Cover (Closed), 150 wide, HDG, radius 300
300	MK-LCOC/0300HDGR300	Ladder Crossover Cover (Closed), 300 wide, HDG, radius 300
450	MK-LCOC/0450HDGR300	Ladder Crossover Cover (Closed), 450 wide, HDG, radius 300
600	MK-LCOC/0600HDGR300	Ladder Crossover Cover (Closed), 600 wide, HDG, radius 300
750	MK-LCOC/0750HDGR300	Ladder Crossover Cover (Closed), 750 wide, HDG, radius 300
900	MK-LCOC/0900HDGR300	Ladder Crossover Cover (Closed), 900 wide, HDG, radius 300

* Includes 8 fixing clamps and fasteners

Cable Ladder Cover

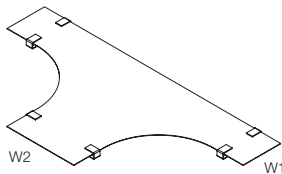
Equal Tees



Width (mm)	Part No.	Description
150	MK-LETC/0150HDGR300	Ladder Equal Tee Cover (Closed), 150 wide, HDG, radius 300
300	MK-LETC/0300HDGR300	Ladder Equal Tee Cover (Closed), 300 wide, HDG, radius 300
450	MK-LETC/0450HDGR300	Ladder Equal Tee Cover (Closed), 450 wide, HDG, radius 300
600	MK-LETC/0600HDGR300	Ladder Equal Tee Cover (Closed), 600 wide, HDG, radius 300
750	MK-LETC/0750HDGR300	Ladder Equal Tee Cover (Closed), 750 wide, HDG, radius 300
900	MK-LETC/0900HDGR300	Ladder Equal Tee Cover (Closed), 900 wide, HDG, radius 300

* Includes 6 fixing clamps and fasteners

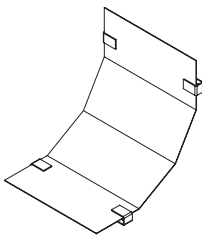
Unequal Tees



Width (mm)	Part No.	Description
150	MK-LUTC/0150/"W2"HDGR300	Ladder Unequal Tee Cover (Closed), 150mm to "W2", HDG, radius 300
300	MK-LUTC/0300/"W2"HDGR300	Ladder Unequal Tee Cover (Closed), 300mm to "W2", HDG, radius 300
450	MK-LUTC/0450/"W2"HDGR300	Ladder Unequal Tee Cover (Closed), 450mm to "W2", HDG, radius 300
600	MK-LUTC/0600/"W2"HDGR300	Ladder Unequal Tee Cover (Closed), 600mm to "W2", HDG, radius 300
750	MK-LUTC/0750/"W2"HDGR300	Ladder Unequal Tee Cover (Closed), 750mm to "W2", HDG, radius 300
900	MK-LUTC/0900/"W2"HDGR300	Ladder Unequal Tee Cover (Closed), 900mm to "W2", HDG, radius 300

* Includes 6 fixing clamps and fasteners

90° Internal Riser

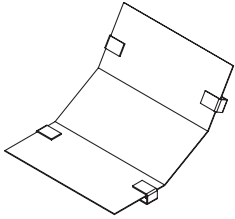


Width (mm)	Part No.	Description
150	MK-LIRC/0150HDG/90R300	Ladder Internal Riser Cover (Closed), 150 wide, HDG, 90 degree, radius 300
300	MK-LIRC/0300HDG/90R300	Ladder Internal Riser Cover (Closed), 300 wide, HDG, 90 degree, radius 300
450	MK-LIRC/0450HDG/90R300	Ladder Internal Riser Cover (Closed), 450 wide, HDG, 90 degree, radius 300
600	MK-LIRC/0600HDG/90R300	Ladder Internal Riser Cover (Closed), 600 wide, HDG, 90 degree, radius 300
750	MK-LIRC/0750HDG/90R300	Ladder Internal Riser Cover (Closed), 750 wide, HDG, 90 degree, radius 300
900	MK-LIRC/0900HDG/90R300	Ladder Internal Riser Cover (Closed), 900 wide, HDG, 90 degree, radius 300

* Includes 4 fixing clamps and fasteners

Cable Ladder Cover

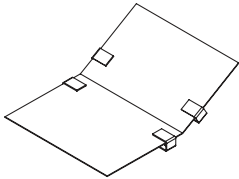
60° Internal Riser



Width (mm)	Part No.	Description
150	MK-LIRC/0150HDG/60R300	Ladder Internal Riser Cover (Closed), 150 wide, HDG, 60 degree, radius 300
300	MK-LIRC/0300HDG/60R300	Ladder Internal Riser Cover (Closed), 300 wide, HDG, 60 degree, radius 300
450	MK-LIRC/0450HDG/60R300	Ladder Internal Riser Cover (Closed), 450 wide, HDG, 60 degree, radius 300
600	MK-LIRC/0600HDG/60R300	Ladder Internal Riser Cover (Closed), 600 wide, HDG, 60 degree, radius 300
750	MK-LIRC/0750HDG/60R300	Ladder Internal Riser Cover (Closed), 750 wide, HDG, 60 degree, radius 300
900	MK-LIRC/0900HDG/60R300	Ladder Internal Riser Cover (Closed), 900 wide, HDG, 60 degree, radius 300

* Includes 4 fixing clamps and fasteners

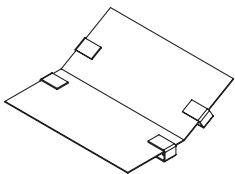
45° Internal Riser



Width (mm)	Part No.	Description
150	MK-LIRC/0150HDG/45R300	Ladder Internal Riser Cover (Closed), 150 wide, HDG, 45 degree, radius 300
300	MK-LIRC/0300HDG/45R300	Ladder Internal Riser Cover (Closed), 300 wide, HDG, 45 degree, radius 300
450	MK-LIRC/0450HDG/45R300	Ladder Internal Riser Cover (Closed), 450 wide, HDG, 45 degree, radius 300
600	MK-LIRC/0600HDG/45R300	Ladder Internal Riser Cover (Closed), 600 wide, HDG, 45 degree, radius 300
750	MK-LIRC/0750HDG/45R300	Ladder Internal Riser Cover (Closed), 750 wide, HDG, 45 degree, radius 300
900	MK-LIRC/0900HDG/45R300	Ladder Internal Riser Cover (Closed), 900 wide, HDG, 45 degree, radius 300

* Includes 4 fixing clamps and fasteners

30° Internal Riser

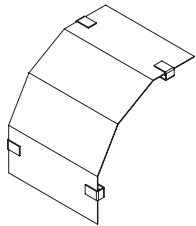


Width (mm)	Part No.	Description
150	MK-LIRC/0150HDG/30R300	Ladder Internal Riser Cover (Closed), 150 wide, HDG, 30 degree, radius 300
300	MK-LIRC/0300HDG/30R300	Ladder Internal Riser Cover (Closed), 300 wide, HDG, 30 degree, radius 300
450	MK-LIRC/0450HDG/30R300	Ladder Internal Riser Cover (Closed), 450 wide, HDG, 30 degree, radius 300
600	MK-LIRC/0600HDG/30R300	Ladder Internal Riser Cover (Closed), 600 wide, HDG, 30 degree, radius 300
750	MK-LIRC/0750HDG/30R300	Ladder Internal Riser Cover (Closed), 750 wide, HDG, 30 degree, radius 300
900	MK-LIRC/0900HDG/30R300	Ladder Internal Riser Cover (Closed), 900 wide, HDG, 30 degree, radius 300

* Includes 4 fixing clamps and fasteners

Cable Ladder Cover

90° External Riser

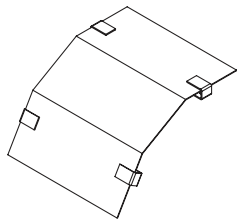


Width (mm)	Part No.	Description
150	MK-LERC"100"/0150HDG/90R300	Ladder External Riser Cover for 100x150 wide, HDG, 90 degree, radius 300
300	MK-LERC"100"/0300HDG/90R300	Ladder External Riser Cover for 100x150 wide, HDG, 90 degree, radius 300
450	MK-LERC"100"/0450HDG/90R300	Ladder External Riser Cover for 100x150 wide, HDG, 90 degree, radius 300
600	MK-LERC"100"/0600HDG/90R300	Ladder External Riser Cover for 100x150 wide, HDG, 90 degree, radius 300
750	MK-LERC"100"/0750HDG/90R300	Ladder External Riser Cover for 100x150 wide, HDG, 90 degree, radius 300
900	MK-LERC"100"/0900HDG/90R300	Ladder External Riser Cover for 100x150 wide, HDG, 90 degree, radius 300

* Includes 4 fixing clamps and fasteners

* Insert "125" for heavy duty and "150" for extra heavy duty in place of "100"

60° External Riser

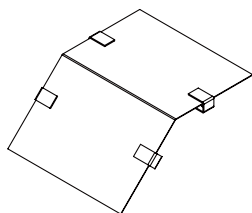


Width (mm)	Part No.	Description
150	MK-LERC"100"/0150HDG/60R300	Ladder External Riser Cover for 100x150 wide, HDG, 60 degree, radius 300
300	MK-LERC"100"/0300HDG/60R300	Ladder External Riser Cover for 100x150 wide, HDG, 60 degree, radius 300
450	MK-LERC"100"/0450HDG/60R300	Ladder External Riser Cover for 100x150 wide, HDG, 60 degree, radius 300
600	MK-LERC"100"/0600HDG/60R300	Ladder External Riser Cover for 100x150 wide, HDG, 60 degree, radius 300
750	MK-LERC"100"/0750HDG/60R300	Ladder External Riser Cover for 100x150 wide, HDG, 60 degree, radius 300
900	MK-LERC"100"/0900HDG/60R300	Ladder External Riser Cover for 100x150 wide, HDG, 60 degree, radius 300

* Includes 4 fixing clamps and fasteners

* Insert "125" for heavy duty and "150" for extra heavy duty in place of "100"

45° External Riser



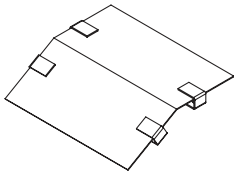
Width (mm)	Part No.	Description
150	MK-LERC"100"/0150HDG/45R300	Ladder External Riser Cover for 100x150 wide, HDG, 45 degree, radius 300
300	MK-LERC"100"/0300HDG/45R300	Ladder External Riser Cover for 100x150 wide, HDG, 45 degree, radius 300
450	MK-LERC"100"/0450HDG/45R300	Ladder External Riser Cover for 100x150 wide, HDG, 45 degree, radius 300
600	MK-LERC"100"/0600HDG/45R300	Ladder External Riser Cover for 100x150 wide, HDG, 45 degree, radius 300
750	MK-LERC"100"/0750HDG/45R300	Ladder External Riser Cover for 100x150 wide, HDG, 45 degree, radius 300
900	MK-LERC"100"/0900HDG/45R300	Ladder External Riser Cover for 100x150 wide, HDG, 45 degree, radius 300

* Includes 4 fixing clamps and fasteners

* Insert "125" for heavy duty and "150" for extra heavy duty in place of "100"

Cable Ladder Cover

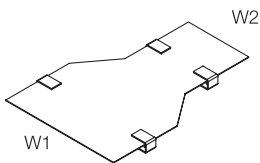
30° External Riser



Width (mm)	Part No.	Description
150	MK-LERC "100"/0150HDG/30R300	Ladder External Riser Cover for 100x150 wide, HDG, 30 degree, radius 300
300	MK-LERC "100"/0300HDG/30R300	Ladder External Riser Cover for 100x150 wide, HDG, 30 degree, radius 300
450	MK-LERC "100"/0450HDG/30R300	Ladder External Riser Cover for 100x150 wide, HDG, 30 degree, radius 300
600	MK-LERC "100"/0600HDG/30R300	Ladder External Riser Cover for 100x150 wide, HDG, 30 degree, radius 300
750	MK-LERC "100"/0750HDG/30R300	Ladder External Riser Cover for 100x150 wide, HDG, 30 degree, radius 300
900	MK-LERC "100"/0900HDG/30R300	Ladder External Riser Cover for 100x150 wide, HDG, 30 degree, radius 300

* Includes 4 fixing clamps and fasteners

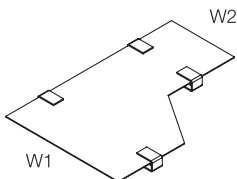
Straight Reducer



Width (mm)	Part No.	Description
300	MK-LSRC/0300/"W2"HDG	Ladder Straight Reducer Cover (Closed) 300mm to "W2" HDG
450	MK-LSRC/0300/"W2"HDG	Ladder Straight Reducer Cover (Closed) 450mm to "W2" HDG
600	MK-LSRC/0300/"W2"HDG	Ladder Straight Reducer Cover (Closed) 600mm to "W2" HDG
750	MK-LSRC/0300/"W2"HDG	Ladder Straight Reducer Cover (Closed) 750mm to "W2" HDG
900	MK-LSRC/0300/"W2"HDG	Ladder Straight Reducer Cover (Closed) 900mm to "W2" HDG

* Includes 4 fixing clamps and fasteners

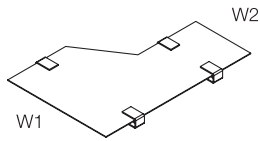
Right Hand Reducer



Width (mm)	Part No.	Description
300	MK-LRRC/0300/"W2"HDG	Ladder Right Hand Reducer Cover (Closed) 300mm to "W2" HDG
450	MK-LRRC/0450/"W2"HDG	Ladder Right Hand Reducer Cover (Closed) 450mm to "W2" HDG
600	MK-LRRC/0600/"W2"HDG	Ladder Right Hand Reducer Cover (Closed) 600mm to "W2" HDG
750	MK-LRRC/0750/"W2"HDG	Ladder Right Hand Reducer Cover (Closed) 750mm to "W2" HDG
900	MK-LRRC/0900/"W2"HDG	Ladder Right Hand Reducer Cover (Closed) 900mm to "W2" HDG

* Includes 4 fixing clamps and fasteners

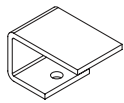
Left Hand Reducer



Width (mm)	Part No.	Description
300	MK-LLRC/0300/"W2"HDG	Ladder Left Hand Reducer Cover (Closed) 300mm to "W2" HDG
450	MK-LLRC/0450/"W2"HDG	Ladder Left Hand Reducer Cover (Closed) 450mm to "W2" HDG
600	MK-LLRC/0600/"W2"HDG	Ladder Left Hand Reducer Cover (Closed) 600mm to "W2" HDG
750	MK-LLRC/0750/"W2"HDG	Ladder Left Hand Reducer Cover (Closed) 750mm to "W2" HDG
900	MK-LLRC/0900/"W2"HDG	Ladder Left Hand Reducer Cover (Closed) 900mm to "W2" HDG

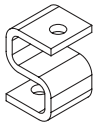
* Includes 4 fixing clamps and fasteners

Extra Fixing Clamps



Standard Cover Clip

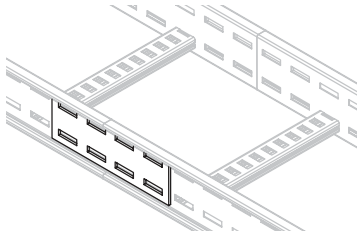
Part No.	Description
MK-L/CCC	Standard Cover Clip (Pack of Ten)
MK-L/CCV	Ventilated Cover Clip (Pack of Ten)



Ventilated Cover Clip

Accessories

Splice Plates

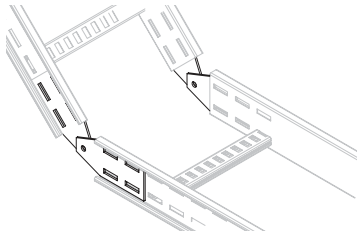


Depth (mm)	Part No.	Description
100	MK-L/SSP100/PR	Cable Ladder Side Rail Splice Plate 100mm deep range with cup sq. bolts & hex nuts
125	MK-L/SSP125/PR	Cable Ladder Side Rail Splice Plate 125mm deep range with cup sq. bolts & hex nuts
150	MK-L/SSP150/PR	Cable Ladder Side Rail Splice Plate 150mm deep range with cup sq. bolts & hex nuts

* Finish: Hot dip galvanised (HDG) as standard, stainless steel grade 316 = SS

* Supplied in pairs (includes 16 nuts, bolts and washers)

Vertical Splice Plates

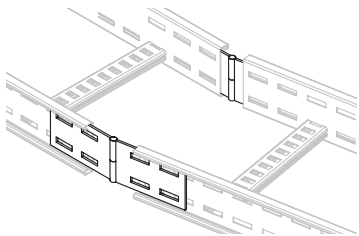


Depth (mm)	Part No.	Description
100	MK-L/VSP100/PR	Cable Ladder Vertical Splice Plate 100mm deep range with cup sq. bolts & hex nuts
125	MK-L/VSP125/PR	Cable Ladder Vertical Splice Plate 125mm deep range with cup sq. bolts & hex nuts
150	MK-L/vSP150/PR	Cable Ladder Vertical Splice Plate 150mm deep range with cup sq. bolts & hex nuts

* Finish: Hot dip galvanised (HDG) as standard, stainless steel grade 316 = SS

* Supplied in pairs (includes 16 nuts, bolts and washers)

Horizontal Splice Plates

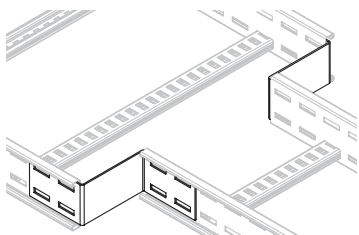


Depth (mm)	Part No.	Description
100	MK-L/HSP100/PR	Cable Ladder Horizontal Splice Plate 100mm deep range with cup sq. bolts & hex nuts
125	MK-L/HSP125/PR	Cable Ladder Horizontal Splice Plate 125mm deep range with cup sq. bolts & hex nuts
150	MK-L/HSP150/PR	Cable Ladder Horizontal Splice Plate 150mm deep range with cup sq. bolts & hex nuts

* Finish: Hot dip galvanised (HDG) as standard, stainless steel grade 316 = SS

* Supplied in pairs (includes 16 nuts, bolts and washers)

Reducer Plate

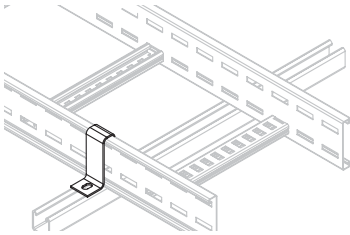


Depth (mm)	Part No.	Description
100	MK-L/RSP100	Cable Ladder Reducer Splice Plate 100mm deep, 150mm offset with bolts
125	MK-L/RSP125	Cable Ladder Reducer Splice Plate 125mm deep, 150mm offset with bolts
150	MK-L/RSP150	Cable Ladder Reducer Splice Plate 150mm deep, 150mm offset with bolts

* Finish: Hot dip galvanised (HDG) as standard, stainless steel grade 316 = SS

* Supplied in pairs (includes 16 nuts, bolts and washers)

Hold Down Bracket

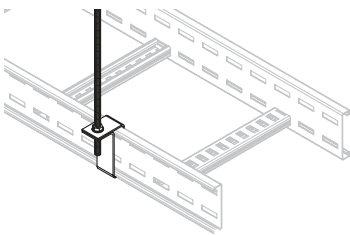


Depth (mm)	Part No.	Description
100	MK-L/HDB100	Cable Ladder Hold Down Bracket 100mm deep range
125	MK-L/HDB125	Cable Ladder Hold Down Bracket 125mm deep range
150	MK-L/HDB150	Cable Ladder Hold Down Bracket 150mm deep range

* Finish: Hot dip galvanised (HDG) as standard, stainless steel grade 316 = SS

* Sold as single item (fasteners excluded)

Suspension Clip

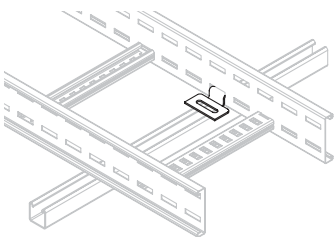


Depth (mm)	Part No.	Description
100	MK-L/SC100	Cable Ladder Suspension Clip 100mm deep range
125	MK-L/SC125	Cable Ladder Suspension Clip 125mm deep range
150	MK-L/SC150	Cable Ladder Suspension Clip 150mm deep range

* Finish: Hot dip galvanised (HDG) as standard, stainless steel grade 316 = SS

* Sold as single item (fasteners excluded)

Hold Down Clip

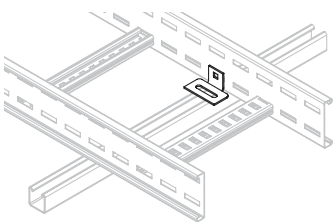


Depth (mm)	Part No.	Description
	MK-L/HDC/A	Cable Ladder Hold Down Clip

* Finish: Hot dip galvanised (HDG) as standard, stainless steel grade 316 = SS

* Sold as single item (fasteners excluded)

Bolted Hold Down Clip

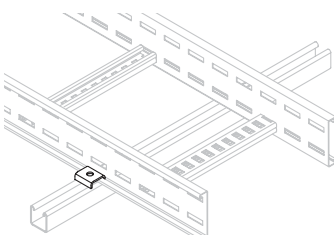


Depth (mm)	Part No.	Description
	MK-L/HDC/B	Cable Ladder Bolted Hold Down Clip

* Finish: Hot dip galvanised (HDG) as standard, stainless steel grade 316 = SS

* Sold as single item (fasteners excluded)

Side Rail Clamp



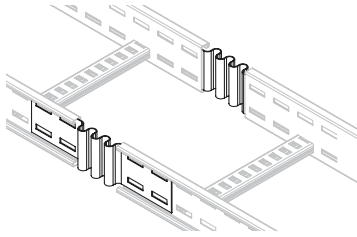
Depth (mm)	Part No.	Description
	MK-L/SRC	Cable Ladder Side Rail Clamp

* Finish: Hot dip galvanised (HDG) as standard, stainless steel grade 316 = SS

* Sold as single item (fasteners excluded)

Accessories

Expansion Couplers

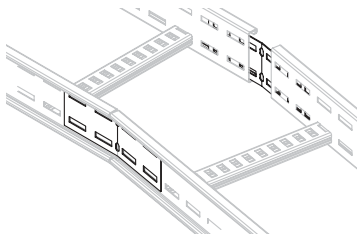


Depth (mm)	Part No.	Description
100	MK-L/EC/100PR	Cable Ladder Expansion Coupler 100 deep range with fixings
125	MK-L/EC/125PR	Cable Ladder Expansion Coupler 125 deep range with fixings
150	MK-L/EC/150PR	Cable Ladder Expansion Coupler 150 deep range with fixings

* Finish: Hot dip galvanised (HDG) as standard, stainless steel grade 316 = SS

* Supplied in pairs (includes 16 nuts, bolts and washers)

Bendable Splice Plates

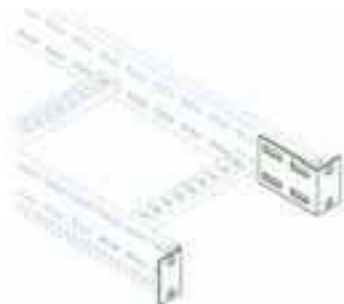


Depth (mm)	Part No.	Description
100	MK-L/BSP100/PR	Cable Ladder Bendable Splice Plate 100 deep range with fixings - hot dip galv.
125	MK-L/BSP125/PR	Cable Ladder Bendable Splice Plate 125 deep range with fixings - hot dip galv.
150	MK-L/BSP150/PR	Cable Ladder Bendable Splice Plate 150 deep range with fixings - hot dip galv.

* Finish: Hot dip galvanised (HDG) as standard, stainless steel grade 316 = SS

* Supplied in pairs (includes 16 nuts, bolts and washers)

End Connectors

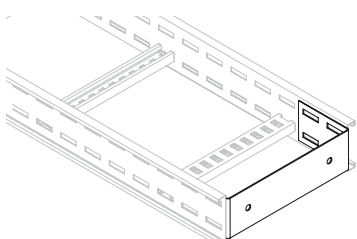


Depth (mm)	Part No.	Description
100	MK-L/ECO100/PR	Cable Ladder End Connector 90 deg. 100 deep range with fixings
125	MK-L/ECO125/PR	Cable Ladder End Connector 90 deg. 125 deep range with fixings
150	MK-L/ECO150/PR	Cable Ladder End Connector 90 deg. 150 deep range with fixings

* Finish: Hot dip galvanised (HDG) as standard, stainless steel grade 316 = SS

* Supplied in pairs (includes 16 nuts, bolts and washers)

Stop Ends



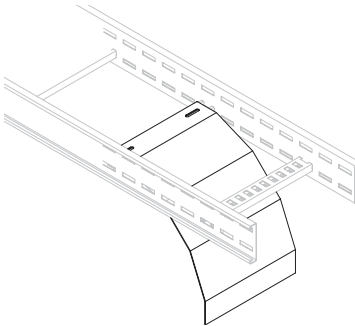
Width (mm)	Part No.	Description
150	MK-L/SE050/0150	Cable Ladder Stop End 100 deep, 150 wide with fixings, hot dip galv.
300	MK-L/SE050/0300	Cable Ladder Stop End 100 deep, 300 wide with fixings, hot dip galv.
450	MK-L/SE050/0450	Cable Ladder Stop End 100 deep, 450 wide with fixings, hot dip galv.
600	MK-L/SE050/0600	Cable Ladder Stop End 100 deep, 600 wide with fixings, hot dip galv.
750	MK-L/SE050/0750	Cable Ladder Stop End 100 deep, 750 wide with fixings, hot dip galv.
900	MK-L/SE050/0900	Cable Ladder Stop End 100 deep, 900 wide with fixings, hot dip galv.

* Finish: Hot dip galvanised (HDG) as standard, stainless steel grade 316 = SS

* For heavy duty & extra heavy duty insert "125" and "150" in place of "100"

* Supplied as single item (fasteners excluded)

Drop Out Plates

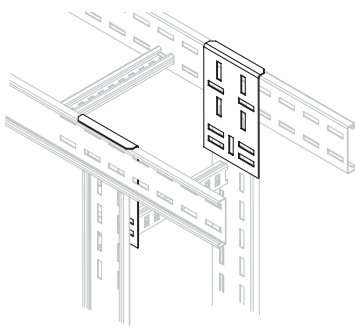


Width (mm)	Part No.	Description
150	MK-L/DOP/150	Cable Ladder Drop Out Plates, 150 wide, post hot dip galvanised
300	MK-L/DOP/300	Cable Ladder Drop Out Plates, 300 wide, post hot dip galvanised
450	MK-L/DOP/450	Cable Ladder Drop Out Plates, 450 wide, post hot dip galvanised
600	MK-L/DOP/600	Cable Ladder Drop Out Plates, 600 wide, post hot dip galvanised
750	MK-L/DOP/750	Cable Ladder Drop Out Plates, 750 wide, post hot dip galvanised
900	MK-L/DOP/900	Cable Ladder Drop Out Plates, 900 wide, post hot dip galvanised

* Finish: Hot dip galvanised (HDG) as standard, stainless steel grade 316 = SS

* Supplied single item

Drop Out Brackets

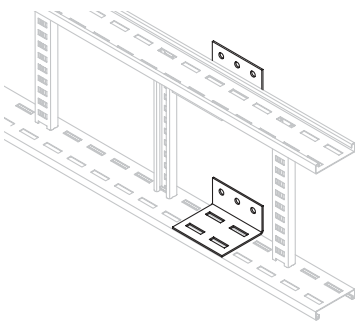


Depth (mm)	Part No.	Description
100	MK-L/RTR100/PR	Cable Ladder Rail to Rail Drop Out Plate with fixings 100 deep - hot dip galv.
125	MK-L/RTR125/PR	Cable Ladder Rail to Rail Drop Out Plate with fixings 125 deep - hot dip galv.
150	MK-L/RTR150/PR	Cable Ladder Rail to Rail Drop Out Plate with fixings 150 deep - hot dip galv.

* Finish: Hot dip galvanised (HDG) as standard, stainless steel grade 316 = SS

* Supplied in pairs (Fasteners excluded)

Wall Brackets

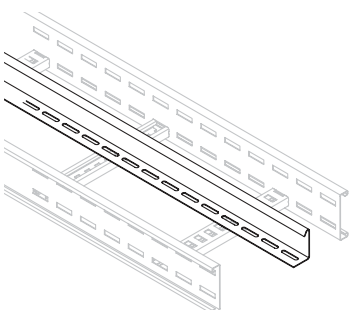


Depth (mm)	Part No.	Description
100	MK-L/WSB100PR	Cable Ladder Wall Support Bracket 100 deep range with fixings
125	MK-L/WSB125PR	Cable Ladder Wall Support Bracket 125 deep range with fixings
150	MK-L/WSB150PR	Cable Ladder Wall Support Bracket 150 deep range with fixings

* Finish: Hot dip galvanised (HDG) as standard, stainless steel grade 316 = SS

* Supplied in pairs (Fasteners excluded)

Straight Divider - 3m long



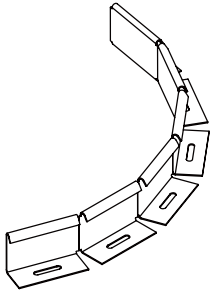
Depth (mm)	Part No.	Description
100	MK-LSD100/3	Cable Ladder Straight Divider 100 deep range 3m - hot dip galv.
125	MK-LSD125/3	Cable Ladder Straight Divider 125 deep range 3m - hot dip galv.
150	MK-LSD150/3	Cable Ladder Straight Divider 150 deep range 3m - hot dip galv.

* Finish: Hot dip galvanised (HDG) as standard, stainless steel grade 316 = SS

* Supplied as single item (Fasteners excluded)

Accessories

Bendable Divider - 1m long

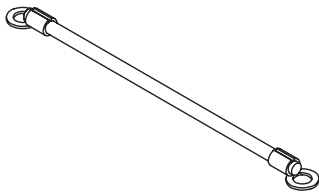


Depth (mm)	Part No.	Description
100	MK-LBD100	Cable Ladder Bendable Divider 100 deep range - hot dip galv.
125	MK-LBD125	Cable Ladder Bendable Divider 125 deep range - hot dip galv.
150	MK-LBD150	Cable Ladder Bendable Divider 150 deep range - hot dip galv.

* Finish: Hot dip galvanised (HDG) as standard, stainless steel grade 316 = SS

* Supplied as single item (Fasteners excluded)

Earth Straps



Length (mm)	Part No.	Description
250	MK-L/ES250	Cable Ladder Earthing Strap

* Finish: Copper braid electrotinod - 16mm²

Cable Trunking



Introduction

The comprehensive MK cable trunking ranges consist of standard distribution trunking and lighting trunking.

Standard distribution trunking is available in widths and depths up to 225mm as standard. Lids are attached by turnbuckle fixings, with Screwfix and tamperproof fixings also available as optional.

Standard Trunking

3 Types of fixing arrangements

- Turnbuckle type (TTT)
- Screwfix type (TSTT)
- Tamperproof type (TMTT)

Feature Benefits

- Manufactured from steel complying with BS EN 10327:2004
- Complies with BS EN 50085 - 1:2005 & 50085 - 2 - 1:2006
- As Pre-galvanised, standard and powder coated to order.
- 5 year guarantee.

Identification and Selection

Straight Trunking

Part No.	MK	/	TSL	/	50	/	50	/	PG	/	3
ID	MK		Trunking Straight Length		Depth (mm)		Width (mm)		Finish		Length (m)

Accessories

Part No.	MK	/	TTB	/	50	/	50	/	PG	/	90
ID	MK		Top Lid Bend		Depth (mm)		Width (mm)		Finish		Degrees

TTB - Cable Trunking Top Lid Bend
 TOB - Cable Trunking Outside Bend
 TCO - Cable Trunking Top Lid Crossover

TIB - Cable Trunking Inside Lid Bed
 TTT - Cable Trunking Top Lid Tee
 TTR - Cable Trunking Cable Reducer

Cable Trunking

System configuration and support

MK cable trunking systems are designed as a complete system with a range of easy fit accessories. Integral connectors are included for all fittings as well as fixing bolts. These connectors include pre tapped holes avoiding the need for nuts and washers. Trunking straight lengths come complete with coupler and fixing screws.

MK lighting trunking utilises the same accessories as the standard trunking range, but straight bodies are available in numerous length configurations. Clip on lids are available for this range in both metal galvanised or white plastic.

Flared coupler


Tee top lid


Straight length


90° top lid bend square

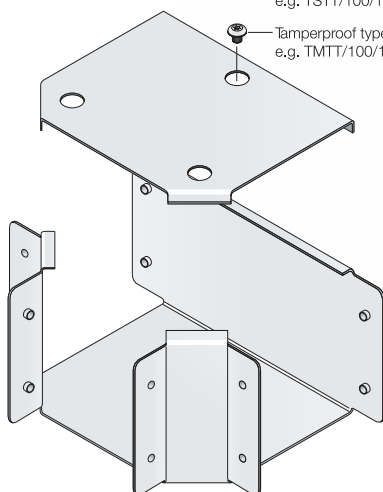
Technical construction details

MK standard trunking systems incorporate lids connected by turnbuckle fasteners pre assembled. This almost flush fixing with its cross head allows easy installation or removal with conventional cross/flat blade screwdrivers. Alternative fixings are available to order including screwfix and tamperproof screws.

 Turnbuckle type
e.g. TTT/100/100/PG/G

 Screwfix type - add "S" after the first T
e.g. TSTT/100/100/PG/G

 Tamperproof type - add "M" after the first T
e.g. TMTT/100/100/PG/G



Straight length




Cable Trunking

Materials and finishes

Materials and finishes available are mild steel pre galvanised as standard and powder coated as optional.

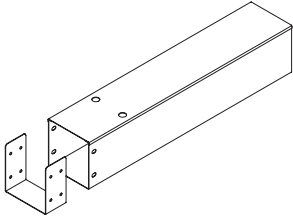
Mild steel hot dip galvanised:

manufactured from steel complying with BS EN 10327:2004.



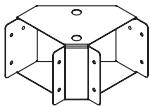
Cable Trunking

Length 3m Long with Lid and Coupler



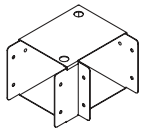
Width (mm)	Part No.	Description
50x50	MK-TSL/050/050/PG3	Cable Trunking Straight 3m length 50x50 c/w TB Lid, Connector & Fixings - Pre Galv
75x50	MK-TSL/075/050/PG3	Cable Trunking Straight 3m length 75x50 c/w TB Lid, Connector & Fixings - Pre Galv
75x75	MK-TSL/075/075/PG3	Cable Trunking Straight 3m length 75x75 c/w TB Lid, Connector & Fixings - Pre Galv
100x50	MK-TSL/100/050/PG3	Cable Trunking Straight 3m length 100x50 c/w TB Lid, Connector & Fixings - Pre Galv
100x75	MK-TSL/100/075/PG3	Cable Trunking Straight 3m length 100x75 c/w TB Lid, Connector & Fixings - Pre Galv
100x100	MK-TSL/100/100/PG3	Cable Trunking Straight 3m length 100x100 c/w TB Lid, Connector & Fixings - Pre Galv
150x50	MK-TSL/150/050/PG3	Cable Trunking Straight 3m length 150x50 c/w TB Lid, Connector & Fixings - Pre Galv
150x75	MK-TSL/150/075/PG3	Cable Trunking Straight 3m length 150x75 c/w TB Lid, Connector & Fixings - Pre Galv
150x100	MK-TSL/150/100/PG3	Cable Trunking Straight 3m length 150x100 c/w TB Lid, Connector & Fixings - Pre Galv
150x150	MK-TSL/150/150/PG3	Cable Trunking Straight 3m length 150x150 c/w TB Lid, Connector & Fixings - Pre Galv
225x75	MK-TSL/225/075/PG3	Cable Trunking Straight 3m length 225x75 c/w TB Lid, Connector & Fixings - Pre Galv
225x100	MK-TSL/225/100/PG3	Cable Trunking Straight 3m length 225x100 c/w TB Lid, Connector & Fixings - Pre Galv
225x150	MK-TSL/225/150/PG3	Cable Trunking Straight 3m length 225x150 c/w TB Lid, Connector & Fixings - Pre Galv
225x225	MK-TSL/225/225/PG3	Cable Trunking Straight 3m length 225x225 c/w TB Lid, Connector & Fixings - Pre Galv

90° Bend with Top Lid and Gusset



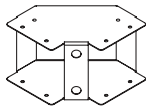
Width (mm)	Part No.	Description
50x50	MK-TTB/050/050/PG/G90	Cable Trunking Top Lid Bend (Gusset) 50x50, 90 deg. c/w TB Lid - Pre Galv
75x50	MK-TTB/075/050/PG/G90	Cable Trunking Top Lid Bend (Gusset) 75x50, 90 deg. c/w TB Lid - Pre Galv
75x75	MK-TTB/075/075/PG/G90	Cable Trunking Top Lid Bend (Gusset) 75x75, 90 deg. c/w TB Lid - Pre Galv
100x50	MK-TTB/100/050/PG/G90	Cable Trunking Top Lid Bend (Gusset) 100x50, 90 deg. c/w TB Lid - Pre Galv
100x75	MK-TTB/100/075/PG/G90	Cable Trunking Top Lid Bend (Gusset) 100x75, 90 deg. c/w TB Lid - Pre Galv
100x100	MK-TTB/100/100/PG/G90	Cable Trunking Top Lid Bend (Gusset) 100x100, 90 deg. c/w TB Lid - Pre Galv
150x50	MK-TTB/150/050/PG/G90	Cable Trunking Top Lid Bend (Gusset) 150x50, 90 deg. c/w TB Lid - Pre Galv
150x75	MK-TTB/150/075/PG/G90	Cable Trunking Top Lid Bend (Gusset) 150x75, 90 deg. c/w TB Lid - Pre Galv
150x100	MK-TTB/150/100/PG/G90	Cable Trunking Top Lid Bend (Gusset) 150x100, 90 deg. c/w TB Lid - Pre Galv
150x150	MK-TTB/150/150/PG/G90	Cable Trunking Top Lid Bend (Gusset) 150x150, 90 deg. c/w TB Lid - Pre Galv
225x75	MK-TTB/225/075/PG/G90	Cable Trunking Top Lid Bend (Gusset) 225x75, 90 deg. c/w TB Lid - Pre Galv
225x100	MK-TTB/225/100/PG/G90	Cable Trunking Top Lid Bend (Gusset) 225x100, 90 deg. c/w TB Lid - Pre Galv
225x150	MK-TTB/225/150/PG/G90	Cable Trunking Top Lid Bend (Gusset) 225x150, 90 deg. c/w TB Lid - Pre Galv
225x225	MK-TTB/225/225/PG/G90	Cable Trunking Top Lid Bend (Gusset) 225x225, 90 deg. c/w TB Lid - Pre Galv

90° Bend with Top Lid and Square



Width (mm)	Part No.	Description
50x50	MK-TTB/050/050/PG/S90	Cable Trunking Top Lid Bend (Square) 50x50, 90 deg. c/w TB Lid - Pre Galv
75x50	MK-TTB/075/050/PG/S90	Cable Trunking Top Lid Bend (Square) 75x50, 90 deg. c/w TB Lid - Pre Galv
75x75	MK-TTB/075/075/PG/S90	Cable Trunking Top Lid Bend (Square) 75x75, 90 deg. c/w TB Lid - Pre Galv
100x50	MK-TTB/100/050/PG/S90	Cable Trunking Top Lid Bend (Square) 100x50, 90 deg. c/w TB Lid - Pre Galv
100x75	MK-TTB/100/075/PG/S90	Cable Trunking Top Lid Bend (Square) 100x75, 90 deg. c/w TB Lid - Pre Galv
100x100	MK-TTB/100/100/PG/S90	Cable Trunking Top Lid Bend (Square) 100x100, 90 deg. c/w TB Lid - Pre Galv
150x50	MK-TTB/150/050/PG/S90	Cable Trunking Top Lid Bend (Square) 150x50, 90 deg. c/w TB Lid - Pre Galv
150x75	MK-TTB/150/075/PG/S90	Cable Trunking Top Lid Bend (Square) 150x75, 90 deg. c/w TB Lid - Pre Galv
150x100	MK-TTB/150/100/PG/S90	Cable Trunking Top Lid Bend (Square) 150x100, 90 deg. c/w TB Lid - Pre Galv
150x150	MK-TTB/150/150/PG/S90	Cable Trunking Top Lid Bend (Square) 150x150, 90 deg. c/w TB Lid - Pre Galv
225x75	MK-TTB/225/075/PG/S90	Cable Trunking Top Lid Bend (Square) 225x75, 90 deg. c/w TB Lid - Pre Galv
225x100	MK-TTB/225/100/PG/S90	Cable Trunking Top Lid Bend (Square) 225x100, 90 deg. c/w TB Lid - Pre Galv
225x150	MK-TTB/225/150/PG/S90	Cable Trunking Top Lid Bend (Square) 225x150, 90 deg. c/w TB Lid - Pre Galv
225x225	MK-TTB/225/225/PG/S90	Cable Trunking Top Lid Bend (Square) 225x225, 90 deg. c/w TB Lid - Pre Galv

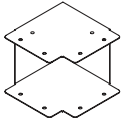
90° Bend with Inside Lid and Gusset



Width (mm)	Part No.	Description
50x50	MK-TIB/050/050/PG/G90	Cable Trunking Inside Lid Bend (Gusset) 50x50, 90 deg. c/w TB Lid - Pre Galv
75x50	MK-TIB/075/050/PG/G90	Cable Trunking Inside Lid Bend (Gusset) 75x50, 90 deg. c/w TB Lid - Pre Galv
75x75	MK-TIB/075/075/PG/G90	Cable Trunking Inside Lid Bend (Gusset) 75x75, 90 deg. c/w TB Lid - Pre Galv
100x50	MK-TIB/100/050/PG/G90	Cable Trunking Inside Lid Bend (Gusset) 100x50, 90 deg. c/w TB Lid - Pre Galv
100x75	MK-TIB/100/075/PG/G90	Cable Trunking Inside Lid Bend (Gusset) 100x75, 90 deg. c/w TB Lid - Pre Galv
100x100	MK-TIB/100/100/PG/G90	Cable Trunking Inside Lid Bend (Gusset) 100x100, 90 deg. c/w TB Lid - Pre Galv
150x50	MK-TIB/150/050/PG/G90	Cable Trunking Inside Lid Bend (Gusset) 150x50, 90 deg. c/w TB Lid - Pre Galv
150x75	MK-TIB/150/075/PG/G90	Cable Trunking Inside Lid Bend (Gusset) 150x75, 90 deg. c/w TB Lid - Pre Galv
150x100	MK-TIB/150/100/PG/G90	Cable Trunking Inside Lid Bend (Gusset) 150x100, 90 deg. c/w TB Lid - Pre Galv
150x150	MK-TIB/150/150/PG/G90	Cable Trunking Inside Lid Bend (Gusset) 150x150, 90 deg. c/w TB Lid - Pre Galv
225x75	MK-TIB/225/075/PG/G90	Cable Trunking Inside Lid Bend (Gusset) 225x75, 90 deg. c/w TB Lid - Pre Galv
225x100	MK-TIB/225/100/PG/G90	Cable Trunking Inside Lid Bend (Gusset) 225x100, 90 deg. c/w TB Lid - Pre Galv
225x150	MK-TIB/225/150/PG/G90	Cable Trunking Inside Lid Bend (Gusset) 225x150, 90 deg. c/w TB Lid - Pre Galv
225x225	MK-TIB/225/225/PG/G90	Cable Trunking Inside Lid Bend (Gusset) 225x225, 90 deg. c/w TB Lid - Pre Galv

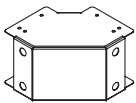
Cable Trunking

90° Bend with Inside Lid and Square



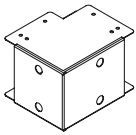
Width (mm)	Part No.	Description
50x50	MK-TIB/050/050/PG/S90	Cable Trunking Inside Lid Bend (Square) 50x50, 90 deg. c/w TB Lid - Pre Galv
75x50	MK-TIB/075/050/PG/S90	Cable Trunking Inside Lid Bend (Square) 75x50, 90 deg. c/w TB Lid - Pre Galv
75x75	MK-TIB/075/075/PG/S90	Cable Trunking Inside Lid Bend (Square) 75x75, 90 deg. c/w TB Lid - Pre Galv
100x50	MK-TIB/100/050/PG/S90	Cable Trunking Inside Lid Bend (Square) 100x50, 90 deg. c/w TB Lid - Pre Galv
100x75	MK-TIB/100/075/PG/S90	Cable Trunking Inside Lid Bend (Square) 100x75, 90 deg. c/w TB Lid - Pre Galv
100x100	MK-TIB/100/100/PG/S90	Cable Trunking Inside Lid Bend (Square) 100x100, 90 deg. c/w TB Lid - Pre Galv
150x50	MK-TIB/150/050/PG/S90	Cable Trunking Inside Lid Bend (Square) 150x50, 90 deg. c/w TB Lid - Pre Galv
150x75	MK-TIB/150/075/PG/S90	Cable Trunking Inside Lid Bend (Square) 150x75, 90 deg. c/w TB Lid - Pre Galv
150x100	MK-TIB/150/100/PG/S90	Cable Trunking Inside Lid Bend (Square) 150x100, 90 deg. c/w TB Lid - Pre Galv
150x150	MK-TIB/150/150/PG/S90	Cable Trunking Inside Lid Bend (Square) 150x150, 90 deg. c/w TB Lid - Pre Galv
225x75	MK-TIB/225/075/PG/S90	Cable Trunking Inside Lid Bend (Square) 225x75, 90 deg. c/w TB Lid - Pre Galv
225x100	MK-TIB/225/100/PG/S90	Cable Trunking Inside Lid Bend (Square) 225x100, 90 deg. c/w TB Lid - Pre Galv
225x150	MK-TIB/225/150/PG/S90	Cable Trunking Inside Lid Bend (Square) 225x150, 90 deg. c/w TB Lid - Pre Galv
225x225	MK-TIB/225/225/PG/S90	Cable Trunking Inside Lid Bend (Square) 225x225, 90 deg. c/w TB Lid - Pre Galv

90° Bend with Outside Lid and Gusset



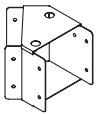
Width (mm)	Part No.	Description
50x50	MK-TOB/050/050/PG/G90	Cable Trunking Outside Lid Bend (Gusset) 50x50, 90 deg. c/w TB Lid - Pre Galv
75x50	MK-TOB/075/050/PG/G90	Cable Trunking Outside Lid Bend (Gusset) 75x50, 90 deg. c/w TB Lid - Pre Galv
75x75	MK-TOB/075/075/PG/G90	Cable Trunking Outside Lid Bend (Gusset) 75x75, 90 deg. c/w TB Lid - Pre Galv
100x50	MK-TOB/100/050/PG/G90	Cable Trunking Outside Lid Bend (Gusset) 100x50, 90 deg. c/w TB Lid - Pre Galv
100x75	MK-TOB/100/075/PG/G90	Cable Trunking Outside Lid Bend (Gusset) 100x75, 90 deg. c/w TB Lid - Pre Galv
100x100	MK-TOB/100/100/PG/G90	Cable Trunking Outside Lid Bend (Gusset) 100x100, 90 deg. c/w TB Lid - Pre Galv
150x50	MK-TOB/150/050/PG/G90	Cable Trunking Outside Lid Bend (Gusset) 150x50, 90 deg. c/w TB Lid - Pre Galv
150x75	MK-TOB/150/075/PG/G90	Cable Trunking Outside Lid Bend (Gusset) 150x75, 90 deg. c/w TB Lid - Pre Galv
150x100	MK-TOB/150/100/PG/G90	Cable Trunking Outside Lid Bend (Gusset) 150x100, 90 deg. c/w TB Lid - Pre Galv
150x150	MK-TOB/150/150/PG/G90	Cable Trunking Outside Lid Bend (Gusset) 150x150, 90 deg. c/w TB Lid - Pre Galv
225x75	MK-TOB/225/075/PG/G90	Cable Trunking Outside Lid Bend (Gusset) 225x75, 90 deg. c/w TB Lid - Pre Galv
225x100	MK-TOB/225/100/PG/G90	Cable Trunking Outside Lid Bend (Gusset) 225x100, 90 deg. c/w TB Lid - Pre Galv
225x150	MK-TOB/225/150/PG/G90	Cable Trunking Outside Lid Bend (Gusset) 225x150, 90 deg. c/w TB Lid - Pre Galv
225x225	MK-TOB/225/225/PG/G90	Cable Trunking Outside Lid Bend (Gusset) 225x225, 90 deg. c/w TB Lid - Pre Galv

90° Bend with Outside Lid and Square



Width (mm)	Part No.	Description
50x50	MK-TOB/050/050/PG/S90	Cable Trunking Outside Lid Bend (Square) 50x50, 90 deg. c/w TB Lid - Pre Galv
75x50	MK-TOB/075/050/PG/S90	Cable Trunking Outside Lid Bend (Square) 75x50, 90 deg. c/w TB Lid - Pre Galv
75x75	MK-TOB/075/075/PG/S90	Cable Trunking Outside Lid Bend (Square) 75x75, 90 deg. c/w TB Lid - Pre Galv
100x50	MK-TOB/100/050/PG/S90	Cable Trunking Outside Lid Bend (Square) 100x50, 90 deg. c/w TB Lid - Pre Galv
100x75	MK-TOB/100/075/PG/S90	Cable Trunking Outside Lid Bend (Square) 100x75, 90 deg. c/w TB Lid - Pre Galv
100x100	MK-TOB/100/100/PG/S90	Cable Trunking Outside Lid Bend (Square) 100x100, 90 deg. c/w TB Lid - Pre Galv
150x50	MK-TOB/150/050/PG/S90	Cable Trunking Outside Lid Bend (Square) 150x50, 90 deg. c/w TB Lid - Pre Galv
150x75	MK-TOB/150/075/PG/S90	Cable Trunking Outside Lid Bend (Square) 150x75, 90 deg. c/w TB Lid - Pre Galv
150x100	MK-TOB/150/100/PG/S90	Cable Trunking Outside Lid Bend (Square) 150x100, 90 deg. c/w TB Lid - Pre Galv
150x150	MK-TOB/150/150/PG/S90	Cable Trunking Outside Lid Bend (Square) 150x150, 90 deg. c/w TB Lid - Pre Galv
225x75	MK-TOB/225/075/PG/S90	Cable Trunking Outside Lid Bend (Square) 225x75, 90 deg. c/w TB Lid - Pre Galv
225x100	MK-TOB/225/100/PG/S90	Cable Trunking Outside Lid Bend (Square) 225x100, 90 deg. c/w TB Lid - Pre Galv
225x150	MK-TOB/225/150/PG/S90	Cable Trunking Outside Lid Bend (Square) 225x150, 90 deg. c/w TB Lid - Pre Galv
225x225	MK-TOB/225/225/PG/S90	Cable Trunking Outside Lid Bend (Square) 225x225, 90 deg. c/w TB Lid - Pre Galv

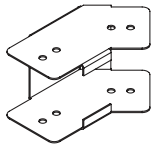
45° Bend with Top Lid and Gusset



Width (mm)	Part No.	Description
50x50	MK-TTB/050/050/PG/G45	Cable Trunking Top Lid Bend (Gusset) 50x50, 45 deg. c/w TB Lid - Pre Galv
75x50	MK-TTB/075/050/PG/G45	Cable Trunking Top Lid Bend (Gusset) 75x50, 45 deg. c/w TB Lid - Pre Galv
75x75	MK-TTB/075/075/PG/G45	Cable Trunking Top Lid Bend (Gusset) 75x75, 45 deg. c/w TB Lid - Pre Galv
100x50	MK-TTB/100/050/PG/G45	Cable Trunking Top Lid Bend (Gusset) 100x50, 45 deg. c/w TB Lid - Pre Galv
100x75	MK-TTB/100/075/PG/G45	Cable Trunking Top Lid Bend (Gusset) 100x75, 45 deg. c/w TB Lid - Pre Galv
100x100	MK-TTB/100/100/PG/G45	Cable Trunking Top Lid Bend (Gusset) 100x100, 45 deg. c/w TB Lid - Pre Galv
150x50	MK-TTB/150/050/PG/G45	Cable Trunking Top Lid Bend (Gusset) 150x50, 45 deg. c/w TB Lid - Pre Galv
150x75	MK-TTB/150/075/PG/G45	Cable Trunking Top Lid Bend (Gusset) 150x75, 45 deg. c/w TB Lid - Pre Galv
150x100	MK-TTB/150/100/PG/G45	Cable Trunking Top Lid Bend (Gusset) 150x100, 45 deg. c/w TB Lid - Pre Galv
150x150	MK-TTB/150/150/PG/G45	Cable Trunking Top Lid Bend (Gusset) 150x150, 45 deg. c/w TB Lid - Pre Galv
225x75	MK-TTB/225/075/PG/G45	Cable Trunking Top Lid Bend (Gusset) 225x75, 45 deg. c/w TB Lid - Pre Galv
225x100	MK-TTB/225/100/PG/G45	Cable Trunking Top Lid Bend (Gusset) 225x100, 45 deg. c/w TB Lid - Pre Galv
225x150	MK-TTB/225/150/PG/G45	Cable Trunking Top Lid Bend (Gusset) 225x150, 45 deg. c/w TB Lid - Pre Galv
225x225	MK-TTB/225/225/PG/G45	Cable Trunking Top Lid Bend (Gusset) 225x225, 45 deg. c/w TB Lid - Pre Galv

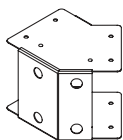
Cable Trunking

45° Bend with Inside Lid and Gusset



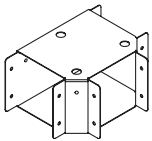
Width (mm)	Part No.	Description
50x50	MK-TIB/050/050/PG/G45	Cable Trunking Inside Lid Bend (Gusset) 50x50, 45 deg. c/w TB Lid - Pre Galv
75x50	MK-TIB/075/050/PG/G45	Cable Trunking Inside Lid Bend (Gusset) 75x50, 45 deg. c/w TB Lid - Pre Galv
75x75	MK-TIB/075/075/PG/G45	Cable Trunking Inside Lid Bend (Gusset) 75x75, 45 deg. c/w TB Lid - Pre Galv
100x50	MK-TIB/100/050/PG/G45	Cable Trunking Inside Lid Bend (Gusset) 100x50, 45 deg. c/w TB Lid - Pre Galv
100x75	MK-TIB/100/075/PG/G45	Cable Trunking Inside Lid Bend (Gusset) 100x75, 45 deg. c/w TB Lid - Pre Galv
100x100	MK-TIB/100/100/PG/G45	Cable Trunking Inside Lid Bend (Gusset) 100x100, 45 deg. c/w TB Lid - Pre Galv
150x50	MK-TIB/150/050/PG/G45	Cable Trunking Inside Lid Bend (Gusset) 150x50, 45 deg. c/w TB Lid - Pre Galv
150x75	MK-TIB/150/075/PG/G45	Cable Trunking Inside Lid Bend (Gusset) 150x75, 45 deg. c/w TB Lid - Pre Galv
150x100	MK-TIB/150/100/PG/G45	Cable Trunking Inside Lid Bend (Gusset) 150x100, 45 deg. c/w TB Lid - Pre Galv
150x150	MK-TIB/150/150/PG/G45	Cable Trunking Inside Lid Bend (Gusset) 150x150, 45 deg. c/w TB Lid - Pre Galv
225x75	MK-TIB/225/075/PG/G45	Cable Trunking Inside Lid Bend (Gusset) 225x75, 45 deg. c/w TB Lid - Pre Galv
225x100	MK-TIB/225/100/PG/G45	Cable Trunking Inside Lid Bend (Gusset) 225x100, 45 deg. c/w TB Lid - Pre Galv
225x150	MK-TIB/225/150/PG/G45	Cable Trunking Inside Lid Bend (Gusset) 225x150, 45 deg. c/w TB Lid - Pre Galv
225x225	MK-TIB/225/225/PG/G45	Cable Trunking Inside Lid Bend (Gusset) 225x225, 45 deg. c/w TB Lid - Pre Galv

45° Bend with Outside Lid and Gusset



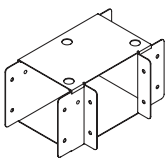
Width (mm)	Part No.	Description
50x50	MK-TOB/050/050/PG/G45	Cable Trunking Outside Lid Bend (Gusset) 50x50, 45 deg. c/w TB Lid - Pre Galv
75x50	MK-TOB/075/050/PG/G45	Cable Trunking Outside Lid Bend (Gusset) 75x50, 45 deg. c/w TB Lid - Pre Galv
75x75	MK-TOB/075/075/PG/G45	Cable Trunking Outside Lid Bend (Gusset) 75x75, 45 deg. c/w TB Lid - Pre Galv
100x50	MK-TOB/100/050/PG/G45	Cable Trunking Outside Lid Bend (Gusset) 100x50, 45 deg. c/w TB Lid - Pre Galv
100x75	MK-TOB/100/075/PG/G45	Cable Trunking Outside Lid Bend (Gusset) 100x75, 45 deg. c/w TB Lid - Pre Galv
100x100	MK-TOB/100/100/PG/G45	Cable Trunking Outside Lid Bend (Gusset) 100x100, 45 deg. c/w TB Lid - Pre Galv
150x50	MK-TOB/150/050/PG/G45	Cable Trunking Outside Lid Bend (Gusset) 150x50, 45 deg. c/w TB Lid - Pre Galv
150x75	MK-TOB/150/075/PG/G45	Cable Trunking Outside Lid Bend (Gusset) 150x75, 45 deg. c/w TB Lid - Pre Galv
150x100	MK-TOB/150/100/PG/G45	Cable Trunking Outside Lid Bend (Gusset) 150x100, 45 deg. c/w TB Lid - Pre Galv
150x150	MK-TOB/150/150/PG/G45	Cable Trunking Outside Lid Bend (Gusset) 150x150, 45 deg. c/w TB Lid - Pre Galv
225x75	MK-TOB/225/075/PG/G45	Cable Trunking Outside Lid Bend (Gusset) 225x75, 45 deg. c/w TB Lid - Pre Galv
225x100	MK-TOB/225/100/PG/G45	Cable Trunking Outside Lid Bend (Gusset) 225x100, 45 deg. c/w TB Lid - Pre Galv
225x150	MK-TOB/225/150/PG/G45	Cable Trunking Outside Lid Bend (Gusset) 225x150, 45 deg. c/w TB Lid - Pre Galv
225x225	MK-TOB/225/225/PG/G45	Cable Trunking Outside Lid Bend (Gusset) 225x225, 45 deg. c/w TB Lid - Pre Galv

Tee with Top Lid and Gusset



Width (mm)	Part No.	Description
50x50	MK-TTT/050/050/PG/G	Cable Trunking Top Lid Tee (Gusset) 50x50, c/w TB Lid - Pre Galv
75x50	MK-TTT/075/050/PG/G	Cable Trunking Top Lid Tee (Gusset) 75x50, c/w TB Lid - Pre Galv
75x75	MK-TTT/075/075/PG/G	Cable Trunking Top Lid Tee (Gusset) 75x75, c/w TB Lid - Pre Galv
100x50	MK-TTT/100/050/PG/G	Cable Trunking Top Lid Tee (Gusset) 100x50, c/w TB Lid - Pre Galv
100x75	MK-TTT/100/075/PG/G	Cable Trunking Top Lid Tee (Gusset) 100x75, c/w TB Lid - Pre Galv
100x100	MK-TTT/100/100/PG/G	Cable Trunking Top Lid Tee (Gusset) 100x100, c/w TB Lid - Pre Galv
150x50	MK-TTT/150/050/PG/G	Cable Trunking Top Lid Tee (Gusset) 150x50, c/w TB Lid - Pre Galv
150x75	MK-TTT/150/075/PG/G	Cable Trunking Top Lid Tee (Gusset) 150x75, c/w TB Lid - Pre Galv
150x100	MK-TTT/150/100/PG/G	Cable Trunking Top Lid Tee (Gusset) 150x100, c/w TB Lid - Pre Galv
150x150	MK-TTT/150/150/PG/G	Cable Trunking Top Lid Tee (Gusset) 150x150, c/w TB Lid - Pre Galv
225x75	MK-TTT/225/075/PG/G	Cable Trunking Top Lid Tee (Gusset) 225x75, c/w TB Lid - Pre Galv
225x100	MK-TTT/225/100/PG/G	Cable Trunking Top Lid Tee (Gusset) 225x100, c/w TB Lid - Pre Galv
225x150	MK-TTT/225/150/PG/G	Cable Trunking Top Lid Tee (Gusset) 225x150, c/w TB Lid - Pre Galv
225x225	MK-TTT/225/225/PG/G	Cable Trunking Top Lid Tee (Gusset) 225x225, c/w TB Lid - Pre Galv

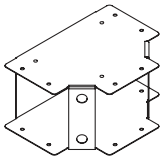
Tee with Top Lid and Square



Width (mm)	Part No.	Description
50x50	MK-TTT/050/050/PG/S	Cable Trunking Top Lid Tee (Square) 50x50, c/w TB Lid - Pre Galv
75x50	MK-TTT/075/050/PG/S	Cable Trunking Top Lid Tee (Square) 75x50, c/w TB Lid - Pre Galv
75x75	MK-TTT/075/075/PG/S	Cable Trunking Top Lid Tee (Square) 75x75, c/w TB Lid - Pre Galv
100x50	MK-TTT/100/050/PG/S	Cable Trunking Top Lid Tee (Square) 100x50, c/w TB Lid - Pre Galv
100x75	MK-TTT/100/075/PG/S	Cable Trunking Top Lid Tee (Square) 100x75, c/w TB Lid - Pre Galv
100x100	MK-TTT/100/100/PG/S	Cable Trunking Top Lid Tee (Square) 100x100, c/w TB Lid - Pre Galv
150x50	MK-TTT/150/050/PG/S	Cable Trunking Top Lid Tee (Square) 150x50, c/w TB Lid - Pre Galv
150x75	MK-TTT/150/075/PG/S	Cable Trunking Top Lid Tee (Square) 150x75, c/w TB Lid - Pre Galv
150x100	MK-TTT/150/100/PG/S	Cable Trunking Top Lid Tee (Square) 150x100, c/w TB Lid - Pre Galv
150x150	MK-TTT/150/150/PG/S	Cable Trunking Top Lid Tee (Square) 150x150, c/w TB Lid - Pre Galv
225x75	MK-TTT/225/075/PG/S	Cable Trunking Top Lid Tee (Square) 225x75, c/w TB Lid - Pre Galv
225x100	MK-TTT/225/100/PG/S	Cable Trunking Top Lid Tee (Square) 225x100, c/w TB Lid - Pre Galv
225x150	MK-TTT/225/150/PG/S	Cable Trunking Top Lid Tee (Square) 225x150, c/w TB Lid - Pre Galv
225x225	MK-TTT/225/225/PG/S	Cable Trunking Top Lid Tee (Square) 225x225, c/w TB Lid - Pre Galv

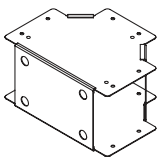
Cable Trunking

Tee with Inside Lid and Gusset



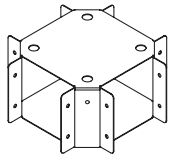
Width (mm)	Part No.	Description
50x50	MK-TIT/050/050/PG/G	Cable Trunking Inside Lid Tee (Gusset) 50x50, c/w TB Lid - Pre Galv
75x50	MK-TIT/075/050/PG/G	Cable Trunking Inside Lid Tee (Gusset) 75x50, c/w TB Lid - Pre Galv
75x75	MK-TIT/075/075/PG/G	Cable Trunking Inside Lid Tee (Gusset) 75x75, c/w TB Lid - Pre Galv
100x50	MK-TIT/100/050/PG/G	Cable Trunking Inside Lid Tee (Gusset) 100x50, c/w TB Lid - Pre Galv
100x75	MK-TIT/100/075/PG/G	Cable Trunking Inside Lid Tee (Gusset) 100x75, c/w TB Lid - Pre Galv
100x100	MK-TIT/100/100/PG/G	Cable Trunking Inside Lid Tee (Gusset) 100x100, c/w TB Lid - Pre Galv
150x50	MK-TIT/150/050/PG/G	Cable Trunking Inside Lid Tee (Gusset) 150x50, c/w TB Lid - Pre Galv
150x75	MK-TIT/150/075/PG/G	Cable Trunking Inside Lid Tee (Gusset) 150x75, c/w TB Lid - Pre Galv
150x100	MK-TIT/150/100/PG/G	Cable Trunking Inside Lid Tee (Gusset) 150x100, c/w TB Lid - Pre Galv
150x150	MK-TIT/150/150/PG/G	Cable Trunking Inside Lid Tee (Gusset) 150x150, c/w TB Lid - Pre Galv
225x75	MK-TIT/225/075/PG/G	Cable Trunking Inside Lid Tee (Gusset) 225x75, c/w TB Lid - Pre Galv
225x100	MK-TIT/225/100/PG/G	Cable Trunking Inside Lid Tee (Gusset) 225x100, c/w TB Lid - Pre Galv
225x150	MK-TIT/225/150/PG/G	Cable Trunking Inside Lid Tee (Gusset) 225x150, c/w TB Lid - Pre Galv
225x225	MK-TIT/225/225/PG/G	Cable Trunking Inside Lid Tee (Gusset) 225x225, c/w TB Lid - Pre Galv

Tee with Outside Lid and Gusset



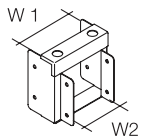
Width (mm)	Part No.	Description
50x50	MK-TOT/050/050/PG/G	Cable Trunking Outside Lid Tee (Gusset) 50x50, c/w TB Lid - Pre Galv
75x50	MK-TOT/075/050/PG/G	Cable Trunking Outside Lid Tee (Gusset) 75x50, c/w TB Lid - Pre Galv
75x75	MK-TOT/075/075/PG/G	Cable Trunking Outside Lid Tee (Gusset) 75x75, c/w TB Lid - Pre Galv
100x50	MK-TOT/100/050/PG/G	Cable Trunking Outside Lid Tee (Gusset) 100x50, c/w TB Lid - Pre Galv
100x75	MK-TOT/100/075/PG/G	Cable Trunking Outside Lid Tee (Gusset) 100x75, c/w TB Lid - Pre Galv
100x100	MK-TOT/100/100/PG/G	Cable Trunking Outside Lid Tee (Gusset) 100x100, c/w TB Lid - Pre Galv
150x50	MK-TOT/150/050/PG/G	Cable Trunking Outside Lid Tee (Gusset) 150x50, c/w TB Lid - Pre Galv
150x75	MK-TOT/150/075/PG/G	Cable Trunking Outside Lid Tee (Gusset) 150x75, c/w TB Lid - Pre Galv
150x100	MK-TOT/150/100/PG/G	Cable Trunking Outside Lid Tee (Gusset) 150x100, c/w TB Lid - Pre Galv
150x150	MK-TOT/150/150/PG/G	Cable Trunking Outside Lid Tee (Gusset) 150x150, c/w TB Lid - Pre Galv
225x75	MK-TOT/225/075/PG/G	Cable Trunking Outside Lid Tee (Gusset) 225x75, c/w TB Lid - Pre Galv
225x100	MK-TOT/225/100/PG/G	Cable Trunking Outside Lid Tee (Gusset) 225x100, c/w TB Lid - Pre Galv
225x150	MK-TOT/225/150/PG/G	Cable Trunking Outside Lid Tee (Gusset) 225x150, c/w TB Lid - Pre Galv
225x225	MK-TOT/225/225/PG/G	Cable Trunking Outside Lid Tee (Gusset) 225x225, c/w TB Lid - Pre Galv

Crossover



Width (mm)	Part No.	Description
50x50	MK-TCO/050/050/PG/G	Cable Trunking Top Lid Crossover (Gusset) 50x50, c/w TB Lid - Pre Galv
75x50	MK-TCO/075/050/PG/G	Cable Trunking Top Lid Crossover (Gusset) 75x50, c/w TB Lid - Pre Galv
75x75	MK-TCO/075/075/PG/G	Cable Trunking Top Lid Crossover (Gusset) 75x75, c/w TB Lid - Pre Galv
100x50	MK-TCO/100/050/PG/G	Cable Trunking Top Lid Crossover (Gusset) 100x50, c/w TB Lid - Pre Galv
100x75	MK-TCO/100/075/PG/G	Cable Trunking Top Lid Crossover (Gusset) 100x75, c/w TB Lid - Pre Galv
100x100	MK-TCO/100/100/PG/G	Cable Trunking Top Lid Crossover (Gusset) 100x100, c/w TB Lid - Pre Galv
150x50	MK-TCO/150/050/PG/G	Cable Trunking Top Lid Crossover (Gusset) 150x50, c/w TB Lid - Pre Galv
150x75	MK-TCO/150/075/PG/G	Cable Trunking Top Lid Crossover (Gusset) 150x75, c/w TB Lid - Pre Galv
150x100	MK-TCO/150/100/PG/G	Cable Trunking Top Lid Crossover (Gusset) 150x100, c/w TB Lid - Pre Galv
150x150	MK-TCO/150/150/PG/G	Cable Trunking Top Lid Crossover (Gusset) 150x150, c/w TB Lid - Pre Galv
225x75	MK-TCO/225/075/PG/G	Cable Trunking Top Lid Crossover (Gusset) 225x75, c/w TB Lid - Pre Galv
225x100	MK-TCO/225/100/PG/G	Cable Trunking Top Lid Crossover (Gusset) 225x100, c/w TB Lid - Pre Galv
225x150	MK-TCO/225/150/PG/G	Cable Trunking Top Lid Crossover (Gusset) 225x150, c/w TB Lid - Pre Galv
225x225	MK-TCO/225/225/PG/G	Cable Trunking Top Lid Crossover (Gusset) 225x225, c/w TB Lid - Pre Galv

Reducer

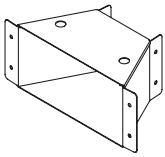


Width (mm)	Part No.	Description
	MK-TTR/075/075/TO/050/050/PG	Cable Trunking Reducer 075x075 to 050x050, c/w TB Lid - Pre Galv
	MK-TTR/100/100/TO/050/050/PG	Cable Trunking Reducer 100x100 to 050x050, c/w TB Lid - Pre Galv
	MK-TTR/100/100/TO/075/075/PG	Cable Trunking Reducer 100x100 to 075x075, c/w TB Lid - Pre Galv
	MK-TTR/150/150/TO/050/050/PG	Cable Trunking Reducer 150x150 to 050x050, c/w TB Lid - Pre Galv
	MK-TTR/150/150/TO/075/075/PG	Cable Trunking Reducer 150x150 to 075x075, c/w TB Lid - Pre Galv
	MK-TTR/150/150/TO/100/100/PG	Cable Trunking Reducer 150x150 to 100x100, c/w TB Lid - Pre Galv
	MK-TTR/225/225/TO/050/050/PG	Cable Trunking Reducer 225x225 to 050x050, c/w TB Lid - Pre Galv
	MK-TTR/225/225/TO/075/075/PG	Cable Trunking Reducer 225x225 to 075x075, c/w TB Lid - Pre Galv
	MK-TTR/225/225/TO/100/100/PG	Cable Trunking Reducer 225x225 to 100x100, c/w TB Lid - Pre Galv
	MK-TTR/225/225/TO/150/150/PG	Cable Trunking Reducer 225x225 to 150x150, c/w TB Lid - Pre Galv

* For other sizes W1 = (X1/X2) & W2 (X3/X4)

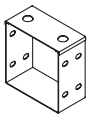
Cable Trunking

Flared Connector



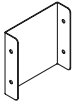
Width (mm)	Part No.	Description
50x50	MK-TFC/050/050/PG	Cable Trunking Flared Connector 50x50, c/w TB Lid - Pre Galv
75x50	MK-TFC/075/050/PG	Cable Trunking Flared Connector 75x50, c/w TB Lid - Pre Galv
75x75	MK-TFC/075/075/PG	Cable Trunking Flared Connector 75x75, c/w TB Lid - Pre Galv
100x50	MK-TFC/100/050/PG	Cable Trunking Flared Connector 100x50, c/w TB Lid - Pre Galv
100x75	MK-TFC/100/075/PG	Cable Trunking Flared Connector 100x75, c/w TB Lid - Pre Galv
100x100	MK-TFC/100/100/PG	Cable Trunking Flared Connector 100x100, c/w TB Lid - Pre Galv
150x50	MK-TFC/150/050/PG	Cable Trunking Flared Connector 150x50, c/w TB Lid - Pre Galv
150x75	MK-TFC/150/075/PG	Cable Trunking Flared Connector 150x75, c/w TB Lid - Pre Galv
150x100	MK-TFC/150/100/PG	Cable Trunking Flared Connector 150x100, c/w TB Lid - Pre Galv
150x150	MK-TFC/150/150/PG	Cable Trunking Flared Connector 150x150, c/w TB Lid - Pre Galv
225x75	MK-TFC/225/075/PG	Cable Trunking Flared Connector 225x75, c/w TB Lid - Pre Galv
225x100	MK-TFC/225/100/PG	Cable Trunking Flared Connector 225x100, c/w TB Lid - Pre Galv
225x150	MK-TFC/225/150/PG	Cable Trunking Flared Connector 225x150, c/w TB Lid - Pre Galv
225x225	MK-TFC/225/225/PG	Cable Trunking Flared Connector 225x225, c/w TB Lid - Pre Galv

Fitting to Fitting Connector



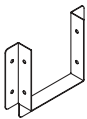
Width (mm)	Part No.	Description
50x50	MK-TAC/050/050/PG	Cable Trunking Fitting to Fitting Connector 50x50, c/w TB Lid - Pre Galv
75x50	MK-TAC/075/050/PG	Cable Trunking Fitting to Fitting Connector 75x50, c/w TB Lid - Pre Galv
75x75	MK-TAC/075/075/PG	Cable Trunking Fitting to Fitting Connector 75x75, c/w TB Lid - Pre Galv
100x50	MK-TAC/100/050/PG	Cable Trunking Fitting to Fitting Connector 100x50, c/w TB Lid - Pre Galv
100x75	MK-TAC/100/075/PG	Cable Trunking Fitting to Fitting Connector 100x75, c/w TB Lid - Pre Galv
100x100	MK-TAC/100/100/PG	Cable Trunking Fitting to Fitting Connector 100x100, c/w TB Lid - Pre Galv
150x50	MK-TAC/150/050/PG	Cable Trunking Fitting to Fitting Connector 150x50, c/w TB Lid - Pre Galv
150x75	MK-TAC/150/075/PG	Cable Trunking Fitting to Fitting Connector 150x75, c/w TB Lid - Pre Galv
150x100	MK-TAC/150/100/PG	Cable Trunking Fitting to Fitting Connector 150x100, c/w TB Lid - Pre Galv
150x150	MK-TAC/150/150/PG	Cable Trunking Fitting to Fitting Connector 150x150, c/w TB Lid - Pre Galv
225x75	MK-TAC/225/075/PG	Cable Trunking Fitting to Fitting Connector 225x75, c/w TB Lid - Pre Galv
225x100	MK-TAC/225/100/PG	Cable Trunking Fitting to Fitting Connector 225x100, c/w TB Lid - Pre Galv
225x150	MK-TAC/225/150/PG	Cable Trunking Fitting to Fitting Connector 225x150, c/w TB Lid - Pre Galv
225x225	MK-TAC/225/225/PG	Cable Trunking Fitting to Fitting Connector 225x225, c/w TB Lid - Pre Galv

Stop End



Width (mm)	Part No.	Description
50x50	MK-TSE/050/050/PG	Cable Trunking Stop End 50x50 - Pre Galv
75x50	MK-TSE/075/050/PG	Cable Trunking Stop End 75x50 - Pre Galv
75x75	MK-TSE/075/075/PG	Cable Trunking Stop End 75x75 - Pre Galv
100x50	MK-TSE/100/050/PG	Cable Trunking Stop End 100x50 - Pre Galv
100x75	MK-TSE/100/075/PG	Cable Trunking Stop End 100x75 - Pre Galv
100x100	MK-TSE/100/100/PG	Cable Trunking Stop End 100x100 - Pre Galv
150x50	MK-TSE/150/050/PG	Cable Trunking Stop End 150x50 - Pre Galv
150x75	MK-TSE/150/075/PG	Cable Trunking Stop End 150x75 - Pre Galv
150x100	MK-TSE/150/100/PG	Cable Trunking Stop End 150x100 - Pre Galv
150x150	MK-TSE/150/150/PG	Cable Trunking Stop End 150x150 - Pre Galv
225x75	MK-TSE/225/075/PG	Cable Trunking Stop End 225x75 - Pre Galv
225x100	MK-TSE/225/100/PG	Cable Trunking Stop End 225x100 - Pre Galv
225x150	MK-TSE/225/150/PG	Cable Trunking Stop End 225x150 - Pre Galv
225x225	MK-TSE/225/225/PG	Cable Trunking Stop End 225x225 - Pre Galv

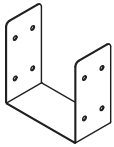
Flange Bracket



Width (mm)	Part No.	Description
50x50	MK-TFL/050/050/PG	Cable Trunking Flange 50x50 - Pre Galv
75x50	MK-TFL/075/050/PG	Cable Trunking Flange 75x50 - Pre Galv
75x75	MK-TFL/075/075/PG	Cable Trunking Flange 75x75 - Pre Galv
100x50	MK-TFL/100/050/PG	Cable Trunking Flange 100x50 - Pre Galv
100x75	MK-TFL/100/075/PG	Cable Trunking Flange 100x75 - Pre Galv
100x100	MK-TFL/100/100/PG	Cable Trunking Flange 100x100 - Pre Galv
150x50	MK-TFL/150/050/PG	Cable Trunking Flange 150x50 - Pre Galv
150x75	MK-TFL/150/075/PG	Cable Trunking Flange 150x75 - Pre Galv
150x100	MK-TFL/150/100/PG	Cable Trunking Flange 150x100 - Pre Galv
150x150	MK-TFL/150/150/PG	Cable Trunking Flange 150x150 - Pre Galv
225x75	MK-TFL/225/075/PG	Cable Trunking Flange 225x75 - Pre Galv
225x100	MK-TFL/225/100/PG	Cable Trunking Flange 225x100 - Pre Galv
225x150	MK-TFL/225/150/PG	Cable Trunking Flange 225x150 - Pre Galv
225x225	MK-TFL/225/225/PG	Cable Trunking Flange 225x225 - Pre Galv

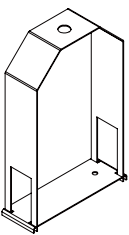
Cable Trunking

Trunking Connector



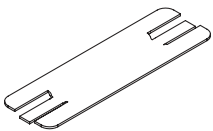
Width (mm)	Part No.	Description
50x50	MK-TC/050/050/PG	Cable Trunking Coupler 50x50 - Pre Galv
75x50	MK-TC/075/050/PG	Cable Trunking Coupler 75x50 - Pre Galv
75x75	MK-TC/075/075/PG	Cable Trunking Coupler 75x75 - Pre Galv
100x50	MK-TC/100/050/PG	Cable Trunking Coupler 100x50 - Pre Galv
100x75	MK-TC/100/075/PG	Cable Trunking Coupler 100x75 - Pre Galv
100x100	MK-TC/100/100/PG	Cable Trunking Coupler 100x100 - Pre Galv
150x50	MK-TC/150/050/PG	Cable Trunking Coupler 150x50 - Pre Galv
150x75	MK-TC/150/075/PG	Cable Trunking Coupler 150x75 - Pre Galv
150x100	MK-TC/150/100/PG	Cable Trunking Coupler 150x100 - Pre Galv
150x150	MK-TC/150/150/PG	Cable Trunking Coupler 150x150 - Pre Galv
225x75	MK-TC/225/075/PG	Cable Trunking Coupler 225x75 - Pre Galv
225x100	MK-TC/225/100/PG	Cable Trunking Coupler 225x100 - Pre Galv
225x150	MK-TC/225/150/PG	Cable Trunking Coupler 225x150 - Pre Galv
225x225	MK-TC/225/225/PG	Cable Trunking Coupler 225x225 - Pre Galv

Hanger Bracket



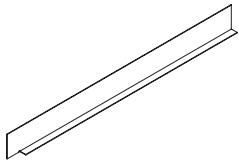
Width (mm)	Part No.	Description
50x50	MK-THB/050/PG	Cable Trunking Hanger Bracket 50x50 MAX. - Pre Galv
75x75	MK-THB/075/PG	Cable Trunking Hanger Bracket 75x75 MAX. - Pre Galv
100x100	MK-THB/100/PG	Cable Trunking Hanger Bracket 100x100 MAX. - Pre Galv
150x150	MK-THB/150/PG	Cable Trunking Hanger Bracket 150x150 MAX. - Pre Galv

Cable Retainer



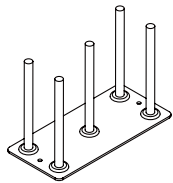
Width (mm)	Part No.	Description
50	MK-TCR/050/PG	Cable Trunking Cable Retainer 50mm wide (pack of ten) - Pre Gal
75	MK-TCR/075/PG	Cable Trunking Cable Retainer 75mm wide (pack of ten) - Pre Gal
100	MK-TCR/100/PG	Cable Trunking Cable Retainer 100mm wide (pack of ten) - Pre Gal
150	MK-TCR/150/PG	Cable Trunking Cable Retainer 150mm wide (pack of ten) - Pre Gal
225	MK-TCR/225/PG	Cable Trunking Cable Retainer 225mm wide (pack of ten) - Pre Gal

Divider 3m Length



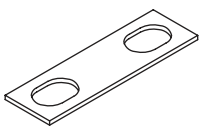
Width (mm)	Part No.	Description
50	MK-TDI/050/PG/3	Cable Trunking Divider 3m length 50mm deep - Pre Galv
75	MK-TDI/075/PG/3	Cable Trunking Divider 3m length 75mm deep - Pre Galv
100	MK-TDI/100/PG/3	Cable Trunking Divider 3m length 100mm deep - Pre Galv
150	MK-TDI/150/PG/3	Cable Trunking Divider 3m length 150mm deep - Pre Galv
225	MK-TDI/225/PG/3	Cable Trunking Divider 3m length 225mm deep - Pre Galv

Pin Rack



Width (mm)	Part No.	Description
50x50	MK-TPR/050/050/PG	Cable Trunking Pin Rack 50x50 - Pre Galv
75x50	MK-TPR/075/050/PG	Cable Trunking Pin Rack 75x50 - Pre Galv
75x75	MK-TPR/075/075/PG	Cable Trunking Pin Rack 75x75 - Pre Galv
100x50	MK-TPR/100/050/PG	Cable Trunking Pin Rack 100x50 - Pre Galv
100x75	MK-TPR/100/075/PG	Cable Trunking Pin Rack 100x75 - Pre Galv
100x100	MK-TPR/100/100/PG	Cable Trunking Pin Rack 100x100 - Pre Galv
150x50	MK-TPR/150/050/PG	Cable Trunking Pin Rack 150x50 - Pre Galv
150x75	MK-TPR/150/075/PG	Cable Trunking Pin Rack 150x75 - Pre Galv
150x100	MK-TPR/150/100/PG	Cable Trunking Pin Rack 150x100 - Pre Galv
150x150	MK-TPR/150/150/PG	Cable Trunking Pin Rack 150x150 - Pre Galv
225x75	MK-TPR/225/075/PG	Cable Trunking Pin Rack 225x75 - Pre Galv
225x100	MK-TPR/225/100/PG	Cable Trunking Pin Rack 225x100 - Pre Galv
225x150	MK-TPR/225/150/PG	Cable Trunking Pin Rack 225x150 - Pre Galv
225x225	MK-TPR/225/225/PG	Cable Trunking Pin Rack 225x225 - Pre Galv

Earth Link



Width (mm)	Part No.	Description
Pack of 10	MK-TES	Cable Trunking Earth Link - (Pack of Ten)

Cable Trunking

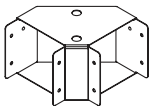
2 Compartment

Length 3m Long with Lid and Coupler



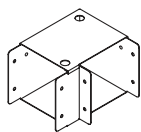
Width (mm)	Part No.	Description
50x50	MK-TSL/050/050/PG3/C2	Cable Trunking 2 Compartment Straight 3m length 50x50 c/w TB Lid, Connector & Fixings - Pre Galv
75x50	MK-TSL/075/050/PG3/C2	Cable Trunking 2 Compartment Straight 3m length 75x50 c/w TB Lid, Connector & Fixings - Pre Galv
75x75	MK-TSL/075/075/PG3/C2	Cable Trunking 2 Compartment Straight 3m length 75x75 c/w TB Lid, Connector & Fixings - Pre Galv
100x50	MK-TSL/100/050/PG3/C2	Cable Trunking 2 Compartment Straight 3m length 100x50 c/w TB Lid, Connector & Fixings - Pre Galv
100x75	MK-TSL/100/075/PG3/C2	Cable Trunking 2 Compartment Straight 3m length 100x75 c/w TB Lid, Connector & Fixings - Pre Galv
100x100	MK-TSL/100/100/PG3/C2	Cable Trunking 2 Compartment Straight 3m length 100x100 c/w TB Lid, Connector & Fixings - Pre Galv
150x50	MK-TSL/150/050/PG3/C2	Cable Trunking 2 Compartment Straight 3m length 150x50 c/w TB Lid, Connector & Fixings - Pre Galv
150x75	MK-TSL/150/075/PG3/C2	Cable Trunking 2 Compartment Straight 3m length 150x75 c/w TB Lid, Connector & Fixings - Pre Galv
150x100	MK-TSL/150/100/PG3/C2	Cable Trunking 2 Compartment Straight 3m length 150x100 c/w TB Lid, Connector & Fixings - Pre Galv
150x150	MK-TSL/150/150/PG3/C2	Cable Trunking 2 Compartment Straight 3m length 150x150 c/w TB Lid, Connector & Fixings - Pre Galv
225x75	MK-TSL/225/075/PG3/C2	Cable Trunking 2 Compartment Straight 3m length 225x75 c/w TB Lid, Connector & Fixings - Pre Galv
225x100	MK-TSL/225/100/PG3/C2	Cable Trunking 2 Compartment Straight 3m length 225x100 c/w TB Lid, Connector & Fixings - Pre Galv
225x150	MK-TSL/225/150/PG3/C2	Cable Trunking 2 Compartment Straight 3m length 225x150 c/w TB Lid, Connector & Fixings - Pre Galv
225x225	MK-TSL/225/225/PG3/C2	Cable Trunking 2 Compartment Straight 3m length 225x225 c/w TB Lid, Connector & Fixings - Pre Galv

90° Bend with Top Lid and Gusset



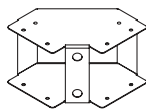
Width (mm)	Part No.	Description
50x50	MK-TTB/050/050/PG/G90/C2	Cable Trunking 2 Compartment Top Lid Bend (Gusset) 50x50, 90 deg. c/w TB Lid - Pre Galv
75x50	MK-TTB/075/050/PG/G90/C2	Cable Trunking 2 Compartment Top Lid Bend (Gusset) 75x50, 90 deg. c/w TB Lid - Pre Galv
75x75	MK-TTB/075/075/PG/G90/C2	Cable Trunking 2 Compartment Top Lid Bend (Gusset) 75x75, 90 deg. c/w TB Lid - Pre Galv
100x50	MK-TTB/100/050/PG/G90/C2	Cable Trunking 2 Compartment Top Lid Bend (Gusset) 100x50, 90 deg. c/w TB Lid - Pre Galv
100x75	MK-TTB/100/075/PG/G90/C2	Cable Trunking 2 Compartment Top Lid Bend (Gusset) 100x75, 90 deg. c/w TB Lid - Pre Galv
100x100	MK-TTB/100/100/PG/G90/C2	Cable Trunking 2 Compartment Top Lid Bend (Gusset) 100x100, 90 deg. c/w TB Lid - Pre Galv
150x50	MK-TTB/150/050/PG/G90/C2	Cable Trunking 2 Compartment Top Lid Bend (Gusset) 150x50, 90 deg. c/w TB Lid - Pre Galv
150x75	MK-TTB/150/075/PG/G90/C2	Cable Trunking 2 Compartment Top Lid Bend (Gusset) 150x75, 90 deg. c/w TB Lid - Pre Galv
150x100	MK-TTB/150/100/PG/G90/C2	Cable Trunking 2 Compartment Top Lid Bend (Gusset) 150x100, 90 deg. c/w TB Lid - Pre Galv
150x150	MK-TTB/150/150/PG/G90/C2	Cable Trunking 2 Compartment Top Lid Bend (Gusset) 150x150, 90 deg. c/w TB Lid - Pre Galv
225x75	MK-TTB/225/075/PG/G90/C2	Cable Trunking 2 Compartment Top Lid Bend (Gusset) 225x75, 90 deg. c/w TB Lid - Pre Galv
225x100	MK-TTB/225/100/PG/G90/C2	Cable Trunking 2 Compartment Top Lid Bend (Gusset) 225x100, 90 deg. c/w TB Lid - Pre Galv
225x150	MK-TTB/225/150/PG/G90/C2	Cable Trunking 2 Compartment Top Lid Bend (Gusset) 225x150, 90 deg. c/w TB Lid - Pre Galv
225x225	MK-TTB/225/225/PG/G90/C2	Cable Trunking 2 Compartment Top Lid Bend (Gusset) 225x225, 90 deg. c/w TB Lid - Pre Galv

90° Bend with Top Lid and Square



Width (mm)	Part No.	Description
50x50	MK-TTB/050/050/PG/S90/C2	Cable Trunking 2 Compartment Top Lid Bend (Square) 50x50, 90 deg. c/w TB Lid - Pre Galv
75x50	MK-TTB/075/050/PG/S90/C2	Cable Trunking 2 Compartment Top Lid Bend (Square) 75x50, 90 deg. c/w TB Lid - Pre Galv
75x75	MK-TTB/075/075/PG/S90/C2	Cable Trunking 2 Compartment Top Lid Bend (Square) 75x75, 90 deg. c/w TB Lid - Pre Galv
100x50	MK-TTB/100/050/PG/S90/C2	Cable Trunking 2 Compartment Top Lid Bend (Square) 100x50, 90 deg. c/w TB Lid - Pre Galv
100x75	MK-TTB/100/075/PG/S90/C2	Cable Trunking 2 Compartment Top Lid Bend (Square) 100x75, 90 deg. c/w TB Lid - Pre Galv
100x100	MK-TTB/100/100/PG/S90/C2	Cable Trunking 2 Compartment Top Lid Bend (Square) 100x100, 90 deg. c/w TB Lid - Pre Galv
150x50	MK-TTB/150/050/PG/S90/C2	Cable Trunking 2 Compartment Top Lid Bend (Square) 150x50, 90 deg. c/w TB Lid - Pre Galv
150x75	MK-TTB/150/075/PG/S90/C2	Cable Trunking 2 Compartment Top Lid Bend (Square) 150x75, 90 deg. c/w TB Lid - Pre Galv
150x100	MK-TTB/150/100/PG/S90/C2	Cable Trunking 2 Compartment Top Lid Bend (Square) 150x100, 90 deg. c/w TB Lid - Pre Galv
150x150	MK-TTB/150/150/PG/S90/C2	Cable Trunking 2 Compartment Top Lid Bend (Square) 150x150, 90 deg. c/w TB Lid - Pre Galv
225x75	MK-TTB/225/075/PG/S90/C2	Cable Trunking 2 Compartment Top Lid Bend (Square) 225x75, 90 deg. c/w TB Lid - Pre Galv
225x100	MK-TTB/225/100/PG/S90/C2	Cable Trunking 2 Compartment Top Lid Bend (Square) 225x100, 90 deg. c/w TB Lid - Pre Galv
225x150	MK-TTB/225/150/PG/S90/C2	Cable Trunking 2 Compartment Top Lid Bend (Square) 225x150, 90 deg. c/w TB Lid - Pre Galv
225x225	MK-TTB/225/225/PG/S90/C2	Cable Trunking 2 Compartment Top Lid Bend (Square) 225x225, 90 deg. c/w TB Lid - Pre Galv

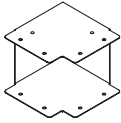
90° Bend with Inside Lid and Gusset



Width (mm)	Part No.	Description
50x50	MK-TIB/050/050/PG/G90/C2	Cable Trunking 2 Compartment Inside Lid Bend (Gusset) 50x50, 90 deg. c/w TB Lid - Pre Galv
75x50	MK-TIB/075/050/PG/G90/C2	Cable Trunking 2 Compartment Inside Lid Bend (Gusset) 75x50, 90 deg. c/w TB Lid - Pre Galv
75x75	MK-TIB/075/075/PG/G90/C2	Cable Trunking 2 Compartment Inside Lid Bend (Gusset) 75x75, 90 deg. c/w TB Lid - Pre Galv
100x50	MK-TIB/100/050/PG/G90/C2	Cable Trunking 2 Compartment Inside Lid Bend (Gusset) 100x50, 90 deg. c/w TB Lid - Pre Galv
100x75	MK-TIB/100/075/PG/G90/C2	Cable Trunking 2 Compartment Inside Lid Bend (Gusset) 100x75, 90 deg. c/w TB Lid - Pre Galv
100x100	MK-TIB/100/100/PG/G90/C2	Cable Trunking 2 Compartment Inside Lid Bend (Gusset) 100x100, 90 deg. c/w TB Lid - Pre Galv
150x50	MK-TIB/150/050/PG/G90/C2	Cable Trunking 2 Compartment Inside Lid Bend (Gusset) 150x50, 90 deg. c/w TB Lid - Pre Galv
150x75	MK-TIB/150/075/PG/G90/C2	Cable Trunking 2 Compartment Inside Lid Bend (Gusset) 150x75, 90 deg. c/w TB Lid - Pre Galv
150x100	MK-TIB/150/100/PG/G90/C2	Cable Trunking 2 Compartment Inside Lid Bend (Gusset) 150x100, 90 deg. c/w TB Lid - Pre Galv
150x150	MK-TIB/150/150/PG/G90/C2	Cable Trunking 2 Compartment Inside Lid Bend (Gusset) 150x150, 90 deg. c/w TB Lid - Pre Galv
225x75	MK-TIB/225/075/PG/G90/C2	Cable Trunking 2 Compartment Inside Lid Bend (Gusset) 225x75, 90 deg. c/w TB Lid - Pre Galv
225x100	MK-TIB/225/100/PG/G90/C2	Cable Trunking 2 Compartment Inside Lid Bend (Gusset) 225x100, 90 deg. c/w TB Lid - Pre Galv
225x150	MK-TIB/225/150/PG/G90/C2	Cable Trunking 2 Compartment Inside Lid Bend (Gusset) 225x150, 90 deg. c/w TB Lid - Pre Galv
225x225	MK-TIB/225/225/PG/G90/C2	Cable Trunking 2 Compartment Inside Lid Bend (Gusset) 225x225, 90 deg. c/w TB Lid - Pre Galv

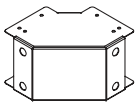
Cable Trunking

90° Bend with Inside Lid and Square



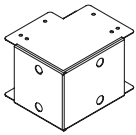
Width (mm)	Part No.	Description
50x50	MK-TIB/050/050/PG/S90/C2	Cable Trunking 2 Compartment Inside Lid Bend (Square) 50x50, 90 deg. c/w TB Lid - Pre Galv
75x50	MK-TIB/075/050/PG/S90/C2	Cable Trunking 2 Compartment Inside Lid Bend (Square) 75x50, 90 deg. c/w TB Lid - Pre Galv
75x75	MK-TIB/075/075/PG/S90/C2	Cable Trunking 2 Compartment Inside Lid Bend (Square) 75x75, 90 deg. c/w TB Lid - Pre Galv
100x50	MK-TIB/100/050/PG/S90/C2	Cable Trunking 2 Compartment Inside Lid Bend (Square) 100x50, 90 deg. c/w TB Lid - Pre Galv
100x75	MK-TIB/100/075/PG/S90/C2	Cable Trunking 2 Compartment Inside Lid Bend (Square) 100x75, 90 deg. c/w TB Lid - Pre Galv
100x100	MK-TIB/100/100/PG/S90/C2	Cable Trunking 2 Compartment Inside Lid Bend (Square) 100x100, 90 deg. c/w TB Lid - Pre Galv
150x50	MK-TIB/150/050/PG/S90/C2	Cable Trunking 2 Compartment Inside Lid Bend (Square) 150x50, 90 deg. c/w TB Lid - Pre Galv
150x75	MK-TIB/150/075/PG/S90/C2	Cable Trunking 2 Compartment Inside Lid Bend (Square) 150x75, 90 deg. c/w TB Lid - Pre Galv
150x100	MK-TIB/150/100/PG/S90/C2	Cable Trunking 2 Compartment Inside Lid Bend (Square) 150x100, 90 deg. c/w TB Lid - Pre Galv
150x150	MK-TIB/150/150/PG/S90/C2	Cable Trunking 2 Compartment Inside Lid Bend (Square) 150x150, 90 deg. c/w TB Lid - Pre Galv
225x75	MK-TIB/225/075/PG/S90/C2	Cable Trunking 2 Compartment Inside Lid Bend (Square) 225x75, 90 deg. c/w TB Lid - Pre Galv
225x100	MK-TIB/225/100/PG/S90/C2	Cable Trunking 2 Compartment Inside Lid Bend (Square) 225x100, 90 deg. c/w TB Lid - Pre Galv
225x150	MK-TIB/225/150/PG/S90/C2	Cable Trunking 2 Compartment Inside Lid Bend (Square) 225x150, 90 deg. c/w TB Lid - Pre Galv
225x225	MK-TIB/225/225/PG/S90/C2	Cable Trunking 2 Compartment Inside Lid Bend (Square) 225x225, 90 deg. c/w TB Lid - Pre Galv

90° Bend with Outside Lid and Gusset



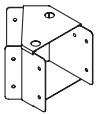
Width (mm)	Part No.	Description
50x50	MK-TOB/050/050/PG/G90/C2	Cable Trunking 2 Compartment Outside Lid Bend (Gusset) 75x50, 90 deg. c/w TB Lid - Pre Galv
75x50	MK-TOB/075/050/PG/G90/C2	Cable Trunking 2 Compartment Outside Lid Bend (Gusset) 75x75, 90 deg. c/w TB Lid - Pre Galv
75x75	MK-TOB/075/075/PG/G90/C2	Cable Trunking 2 Compartment Outside Lid Bend (Gusset) 100x50, 90 deg. c/w TB Lid - Pre Galv
100x50	MK-TOB/100/050/PG/G90/C2	Cable Trunking 2 Compartment Outside Lid Bend (Gusset) 100x75, 90 deg. c/w TB Lid - Pre Galv
100x75	MK-TOB/100/075/PG/G90/C2	Cable Trunking 2 Compartment Outside Lid Bend (Gusset) 100x100, 90 deg. c/w TB Lid - Pre Galv
100x100	MK-TOB/100/100/PG/G90/C2	Cable Trunking 2 Compartment Outside Lid Bend (Gusset) 150x50, 90 deg. c/w TB Lid - Pre Galv
150x50	MK-TOB/150/050/PG/G90/C2	Cable Trunking 2 Compartment Outside Lid Bend (Gusset) 150x75, 90 deg. c/w TB Lid - Pre Galv
150x75	MK-TOB/150/075/PG/G90/C2	Cable Trunking 2 Compartment Outside Lid Bend (Gusset) 150x100, 90 deg. c/w TB Lid - Pre Galv
150x100	MK-TOB/150/100/PG/G90/C2	Cable Trunking 2 Compartment Outside Lid Bend (Gusset) 150x150, 90 deg. c/w TB Lid - Pre Galv
150x150	MK-TOB/150/150/PG/G90/C2	Cable Trunking 2 Compartment Outside Lid Bend (Gusset) 225x75, 90 deg. c/w TB Lid - Pre Galv
225x75	MK-TOB/225/075/PG/G90/C2	Cable Trunking 2 Compartment Outside Lid Bend (Gusset) 225x100, 90 deg. c/w TB Lid - Pre Galv
225x100	MK-TOB/225/100/PG/G90/C2	Cable Trunking 2 Compartment Outside Lid Bend (Gusset) 225x150, 90 deg. c/w TB Lid - Pre Galv
225x150	MK-TOB/225/150/PG/G90/C2	Cable Trunking 2 Compartment Outside Lid Bend (Gusset) 225x225, 90 deg. c/w TB Lid - Pre Galv
225x225	MK-TOB/225/225/PG/G90/C2	Cable Trunking Outside Lid Bend (Gusset) 225x225, 90 deg. c/w TB Lid - Pre Galv

90° Bend with Outside Lid and Square



Width (mm)	Part No.	Description
50x50	MK-TOB/050/050/PG/S90/C2	Cable Trunking 2 Compartment Outside Lid Bend (Square) 50x50, 90 deg. c/w TB Lid - Pre Galv
75x50	MK-TOB/075/050/PG/S90/C2	Cable Trunking 2 Compartment Outside Lid Bend (Square) 75x50, 90 deg. c/w TB Lid - Pre Galv
75x75	MK-TOB/075/075/PG/S90/C2	Cable Trunking 2 Compartment Outside Lid Bend (Square) 75x75, 90 deg. c/w TB Lid - Pre Galv
100x50	MK-TOB/100/050/PG/S90/C2	Cable Trunking 2 Compartment Outside Lid Bend (Square) 100x50, 90 deg. c/w TB Lid - Pre Galv
100x75	MK-TOB/100/075/PG/S90/C2	Cable Trunking 2 Compartment Outside Lid Bend (Square) 100x75, 90 deg. c/w TB Lid - Pre Galv
100x100	MK-TOB/100/100/PG/S90/C2	Cable Trunking 2 Compartment Outside Lid Bend (Square) 100x100, 90 deg. c/w TB Lid - Pre Galv
150x50	MK-TOB/150/050/PG/S90/C2	Cable Trunking 2 Compartment Outside Lid Bend (Square) 150x50, 90 deg. c/w TB Lid - Pre Galv
150x75	MK-TOB/150/075/PG/S90/C2	Cable Trunking 2 Compartment Outside Lid Bend (Square) 150x75, 90 deg. c/w TB Lid - Pre Galv
150x100	MK-TOB/150/100/PG/S90/C2	Cable Trunking 2 Compartment Outside Lid Bend (Square) 150x100, 90 deg. c/w TB Lid - Pre Galv
150x150	MK-TOB/150/150/PG/S90/C2	Cable Trunking 2 Compartment Outside Lid Bend (Square) 150x150, 90 deg. c/w TB Lid - Pre Galv
225x75	MK-TOB/225/075/PG/S90/C2	Cable Trunking 2 Compartment Outside Lid Bend (Square) 225x75, 90 deg. c/w TB Lid - Pre Galv
225x100	MK-TOB/225/100/PG/S90/C2	Cable Trunking 2 Compartment Outside Lid Bend (Square) 225x100, 90 deg. c/w TB Lid - Pre Galv
225x150	MK-TOB/225/150/PG/S90/C2	Cable Trunking 2 Compartment Outside Lid Bend (Square) 225x150, 90 deg. c/w TB Lid - Pre Galv
225x225	MK-TOB/225/225/PG/S90/C2	Cable Trunking 2 Compartment Outside Lid Bend (Square) 225x225, 90 deg. c/w TB Lid - Pre Galv

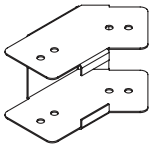
45° Bend with Top Lid and Gusset



Width (mm)	Part No.	Description
50x50	MK-TTB/050/050/PG/G45/C2	Cable Trunking 2 Compartment Top Lid Bend (Gusset) 50x50, 45 deg. c/w TB Lid - Pre Galv
75x50	MK-TTB/075/050/PG/G45/C2	Cable Trunking 2 Compartment Top Lid Bend (Gusset) 75x50, 45 deg. c/w TB Lid - Pre Galv
75x75	MK-TTB/075/075/PG/G45/C2	Cable Trunking 2 Compartment Top Lid Bend (Gusset) 75x75, 45 deg. c/w TB Lid - Pre Galv
100x50	MK-TTB/100/050/PG/G45/C2	Cable Trunking 2 Compartment Top Lid Bend (Gusset) 100x50, 45 deg. c/w TB Lid - Pre Galv
100x75	MK-TTB/100/075/PG/G45/C2	Cable Trunking 2 Compartment Top Lid Bend (Gusset) 100x75, 45 deg. c/w TB Lid - Pre Galv
100x100	MK-TTB/100/100/PG/G45/C2	Cable Trunking 2 Compartment Top Lid Bend (Gusset) 100x100, 45 deg. c/w TB Lid - Pre Galv
150x50	MK-TTB/150/050/PG/G45/C2	Cable Trunking 2 Compartment Top Lid Bend (Gusset) 150x50, 45 deg. c/w TB Lid - Pre Galv
150x75	MK-TTB/150/075/PG/G45/C2	Cable Trunking 2 Compartment Top Lid Bend (Gusset) 150x75, 45 deg. c/w TB Lid - Pre Galv
150x100	MK-TTB/150/100/PG/G45/C2	Cable Trunking 2 Compartment Top Lid Bend (Gusset) 150x100, 45 deg. c/w TB Lid - Pre Galv
150x150	MK-TTB/150/150/PG/G45/C2	Cable Trunking 2 Compartment Top Lid Bend (Gusset) 150x150, 45 deg. c/w TB Lid - Pre Galv
225x75	MK-TTB/225/075/PG/G45/C2	Cable Trunking 2 Compartment Top Lid Bend (Gusset) 225x75, 45 deg. c/w TB Lid - Pre Galv
225x100	MK-TTB/225/100/PG/G45/C2	Cable Trunking 2 Compartment Top Lid Bend (Gusset) 225x100, 45 deg. c/w TB Lid - Pre Galv
225x150	MK-TTB/225/150/PG/G45/C2	Cable Trunking 2 Compartment Top Lid Bend (Gusset) 225x150, 45 deg. c/w TB Lid - Pre Galv
225x225	MK-TTB/225/225/PG/G45/C2	Cable Trunking 2 Compartment Top Lid Bend (Gusset) 225x225, 45 deg. c/w TB Lid - Pre Galv

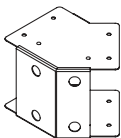
Cable Trunking

45° Bend with Inside Lid and Gusset



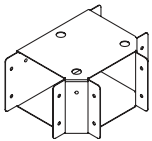
Width (mm)	Part No.	Description
50x50	MK-TIB/050/050/PG/G45/C2	Cable Trunking 2 Compartment Inside Lid Bend (Gusset) 50x50, 45 deg. c/w TB Lid - Pre Galv
75x50	MK-TIB/075/050/PG/G45/C2	Cable Trunking 2 Compartment Inside Lid Bend (Gusset) 75x50, 45 deg. c/w TB Lid - Pre Galv
75x75	MK-TIB/075/075/PG/G45/C2	Cable Trunking 2 Compartment Inside Lid Bend (Gusset) 75x75, 45 deg. c/w TB Lid - Pre Galv
100x50	MK-TIB/100/050/PG/G45/C2	Cable Trunking 2 Compartment Inside Lid Bend (Gusset) 100x50, 45 deg. c/w TB Lid - Pre Galv
100x75	MK-TIB/100/075/PG/G45/C2	Cable Trunking 2 Compartment Inside Lid Bend (Gusset) 100x75, 45 deg. c/w TB Lid - Pre Galv
100x100	MK-TIB/100/100/PG/G45/C2	Cable Trunking 2 Compartment Inside Lid Bend (Gusset) 100x100, 45 deg. c/w TB Lid - Pre Galv
150x50	MK-TIB/150/050/PG/G45/C2	Cable Trunking 2 Compartment Inside Lid Bend (Gusset) 150x50, 45 deg. c/w TB Lid - Pre Galv
150x75	MK-TIB/150/075/PG/G45/C2	Cable Trunking 2 Compartment Inside Lid Bend (Gusset) 150x75, 45 deg. c/w TB Lid - Pre Galv
150x100	MK-TIB/150/100/PG/G45/C2	Cable Trunking 2 Compartment Inside Lid Bend (Gusset) 150x100, 45 deg. c/w TB Lid - Pre Galv
150x150	MK-TIB/150/150/PG/G45/C2	Cable Trunking 2 Compartment Inside Lid Bend (Gusset) 150x150, 45 deg. c/w TB Lid - Pre Galv
225x75	MK-TIB/225/075/PG/G45/C2	Cable Trunking 2 Compartment Inside Lid Bend (Gusset) 225x75, 45 deg. c/w TB Lid - Pre Galv
225x100	MK-TIB/225/100/PG/G45/C2	Cable Trunking 2 Compartment Inside Lid Bend (Gusset) 225x100, 45 deg. c/w TB Lid - Pre Galv
225x150	MK-TIB/225/150/PG/G45/C2	Cable Trunking 2 Compartment Inside Lid Bend (Gusset) 225x150, 45 deg. c/w TB Lid - Pre Galv
225x225	MK-TIB/225/225/PG/G45/C2	Cable Trunking 2 Compartment Inside Lid Bend (Gusset) 225x225, 45 deg. c/w TB Lid - Pre Galv

45° Bend with Outside Lid and Gusset



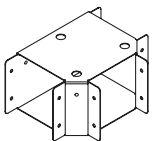
Width (mm)	Part No.	Description
50x50	MK-TOB/050/050/PG/G45/C2	Cable Trunking 2 Compartment Outside Lid Bend (Gusset) 50x50, 45 deg. c/w TB Lid - Pre Galv
75x50	MK-TOB/075/050/PG/G45/C2	Cable Trunking 2 Compartment Outside Lid Bend (Gusset) 75x50, 45 deg. c/w TB Lid - Pre Galv
75x75	MK-TOB/075/075/PG/G45/C2	Cable Trunking 2 Compartment Outside Lid Bend (Gusset) 75x75, 45 deg. c/w TB Lid - Pre Galv
100x50	MK-TOB/100/050/PG/G45/C2	Cable Trunking 2 Compartment Outside Lid Bend (Gusset) 100x50, 45 deg. c/w TB Lid - Pre Galv
100x75	MK-TOB/100/075/PG/G45/C2	Cable Trunking 2 Compartment Outside Lid Bend (Gusset) 100x75, 45 deg. c/w TB Lid - Pre Galv
100x100	MK-TOB/100/100/PG/G45/C2	Cable Trunking 2 Compartment Outside Lid Bend (Gusset) 100x100, 45 deg. c/w TB Lid - Pre Galv
150x50	MK-TOB/150/050/PG/G45/C2	Cable Trunking 2 Compartment Outside Lid Bend (Gusset) 150x50, 45 deg. c/w TB Lid - Pre Galv
150x75	MK-TOB/150/075/PG/G45/C2	Cable Trunking 2 Compartment Outside Lid Bend (Gusset) 150x75, 45 deg. c/w TB Lid - Pre Galv
150x100	MK-TOB/150/100/PG/G45/C2	Cable Trunking 2 Compartment Outside Lid Bend (Gusset) 150x100, 45 deg. c/w TB Lid - Pre Galv
150x150	MK-TOB/150/150/PG/G45/C2	Cable Trunking 2 Compartment Outside Lid Bend (Gusset) 150x150, 45 deg. c/w TB Lid - Pre Galv
225x75	MK-TOB/225/075/PG/G45/C2	Cable Trunking 2 Compartment Outside Lid Bend (Gusset) 225x75, 45 deg. c/w TB Lid - Pre Galv
225x100	MK-TOB/225/100/PG/G45/C2	Cable Trunking 2 Compartment Outside Lid Bend (Gusset) 225x100, 45 deg. c/w TB Lid - Pre Galv
225x150	MK-TOB/225/150/PG/G45/C2	Cable Trunking 2 Compartment Outside Lid Bend (Gusset) 225x150, 45 deg. c/w TB Lid - Pre Galv
225x225	MK-TOB/225/225/PG/G45/C2	Cable Trunking 2 Compartment Outside Lid Bend (Gusset) 225x225, 45 deg. c/w TB Lid - Pre Galv

Tee with Top Lid and Gusset



Width (mm)	Part No.	Description
50x50	MK-TTT/050/050/PG/G/C2	Cable Trunking 2 Compartment Top Lid Tee (Gusset) 50x50, c/w TB Lid - Pre Galv
75x50	MK-TTT/075/050/PG/G/C2	Cable Trunking 2 Compartment Top Lid Tee (Gusset) 75x50, c/w TB Lid - Pre Galv
75x75	MK-TTT/075/075/PG/G/C2	Cable Trunking 2 Compartment Top Lid Tee (Gusset) 75x75, c/w TB Lid - Pre Galv
100x50	MK-TTT/100/050/PG/G/C2	Cable Trunking 2 Compartment Top Lid Tee (Gusset) 100x50, c/w TB Lid - Pre Galv
100x75	MK-TTT/100/075/PG/G/C2	Cable Trunking 2 Compartment Top Lid Tee (Gusset) 100x75, c/w TB Lid - Pre Galv
100x100	MK-TTT/100/100/PG/G/C2	Cable Trunking 2 Compartment Top Lid Tee (Gusset) 100x100, c/w TB Lid - Pre Galv
150x50	MK-TTT/150/050/PG/G/C2	Cable Trunking 2 Compartment Top Lid Tee (Gusset) 150x50, c/w TB Lid - Pre Galv
150x75	MK-TTT/150/075/PG/G/C2	Cable Trunking 2 Compartment Top Lid Tee (Gusset) 150x75, c/w TB Lid - Pre Galv
150x100	MK-TTT/150/100/PG/G/C2	Cable Trunking 2 Compartment Top Lid Tee (Gusset) 150x100, c/w TB Lid - Pre Galv
150x150	MK-TTT/150/150/PG/G/C2	Cable Trunking 2 Compartment Top Lid Tee (Gusset) 150x150, c/w TB Lid - Pre Galv
225x75	MK-TTT/225/075/PG/G/C2	Cable Trunking 2 Compartment Top Lid Tee (Gusset) 225x75, c/w TB Lid - Pre Galv
225x100	MK-TTT/225/100/PG/G/C2	Cable Trunking 2 Compartment Top Lid Tee (Gusset) 225x100, c/w TB Lid - Pre Galv
225x150	MK-TTT/225/150/PG/G/C2	Cable Trunking 2 Compartment Top Lid Tee (Gusset) 225x150, c/w TB Lid - Pre Galv
225x225	MK-TTT/225/225/PG/G/C2	Cable Trunking 2 Compartment Top Lid Tee (Gusset) 225x225, c/w TB Lid - Pre Galv

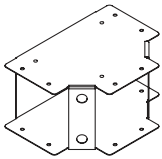
Tee with Top Lid and Square



Width (mm)	Part No.	Description
50x50	MK-TTT/050/050/PG/S/C2	Cable Trunking 2 Compartment Top Lid Tee (Square) 50x50, c/w TB Lid - Pre Galv
75x50	MK-TTT/075/050/PG/S/C2	Cable Trunking 2 Compartment Top Lid Tee (Square) 75x50, c/w TB Lid - Pre Galv
75x75	MK-TTT/075/075/PG/S/C2	Cable Trunking 2 Compartment Top Lid Tee (Square) 75x75, c/w TB Lid - Pre Galv
100x50	MK-TTT/100/050/PG/S/C2	Cable Trunking 2 Compartment Top Lid Tee (Square) 100x50, c/w TB Lid - Pre Galv
100x75	MK-TTT/100/075/PG/S/C2	Cable Trunking 2 Compartment Top Lid Tee (Square) 100x75, c/w TB Lid - Pre Galv
100x100	MK-TTT/100/100/PG/S/C2	Cable Trunking 2 Compartment Top Lid Tee (Square) 100x100, c/w TB Lid - Pre Galv
150x50	MK-TTT/150/050/PG/S/C2	Cable Trunking 2 Compartment Top Lid Tee (Square) 150x50, c/w TB Lid - Pre Galv
150x75	MK-TTT/150/075/PG/S/C2	Cable Trunking 2 Compartment Top Lid Tee (Square) 150x75, c/w TB Lid - Pre Galv
150x100	MK-TTT/150/100/PG/S/C2	Cable Trunking 2 Compartment Top Lid Tee (Square) 150x100, c/w TB Lid - Pre Galv
150x150	MK-TTT/150/150/PG/S/C2	Cable Trunking 2 Compartment Top Lid Tee (Square) 150x150, c/w TB Lid - Pre Galv
225x75	MK-TTT/225/075/PG/S/C2	Cable Trunking 2 Compartment Top Lid Tee (Square) 225x75, c/w TB Lid - Pre Galv
225x100	MK-TTT/225/100/PG/S/C2	Cable Trunking 2 Compartment Top Lid Tee (Square) 225x100, c/w TB Lid - Pre Galv
225x150	MK-TTT/225/150/PG/S/C2	Cable Trunking 2 Compartment Top Lid Tee (Square) 225x150, c/w TB Lid - Pre Galv
225x225	MK-TTT/225/225/PG/S/C2	Cable Trunking 2 Compartment Top Lid Tee (Square) 225x225, c/w TB Lid - Pre Galv

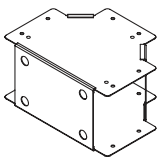
Cable Trunking

Tee with Inside Lid and Gusset



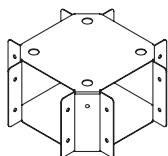
Width (mm)	Part No.	Description
50x50	MK-TIT/050/050/PG/G/C2	Cable Trunking 2 Compartment Inside Lid Tee (Gusset) 50x50, c/w TB Lid - Pre Galv
75x50	MK-TIT/075/050/PG/G/C2	Cable Trunking 2 Compartment Inside Lid Tee (Gusset) 75x50, c/w TB Lid - Pre Galv
75x75	MK-TIT/075/075/PG/G/C2	Cable Trunking 2 Compartment Inside Lid Tee (Gusset) 75x75, c/w TB Lid - Pre Galv
100x50	MK-TIT/100/050/PG/G/C2	Cable Trunking 2 Compartment Inside Lid Tee (Gusset) 100x50, c/w TB Lid - Pre Galv
100x75	MK-TIT/100/075/PG/G/C2	Cable Trunking 2 Compartment Inside Lid Tee (Gusset) 100x75, c/w TB Lid - Pre Galv
100x100	MK-TIT/100/100/PG/G/C2	Cable Trunking 2 Compartment Inside Lid Tee (Gusset) 100x100, c/w TB Lid - Pre Galv
150x50	MK-TIT/150/050/PG/G/C2	Cable Trunking 2 Compartment Inside Lid Tee (Gusset) 150x50, c/w TB Lid - Pre Galv
150x75	MK-TIT/150/075/PG/G/C2	Cable Trunking 2 Compartment Inside Lid Tee (Gusset) 150x75, c/w TB Lid - Pre Galv
150x100	MK-TIT/150/100/PG/G/C2	Cable Trunking 2 Compartment Inside Lid Tee (Gusset) 150x100, c/w TB Lid - Pre Galv
150x150	MK-TIT/150/150/PG/G/C2	Cable Trunking 2 Compartment Inside Lid Tee (Gusset) 150x150, c/w TB Lid - Pre Galv
225x75	MK-TIT/225/075/PG/G/C2	Cable Trunking 2 Compartment Inside Lid Tee (Gusset) 225x75, c/w TB Lid - Pre Galv
225x100	MK-TIT/225/100/PG/G/C2	Cable Trunking 2 Compartment Inside Lid Tee (Gusset) 225x100, c/w TB Lid - Pre Galv
225x150	MK-TIT/225/150/PG/G/C2	Cable Trunking 2 Compartment Inside Lid Tee (Gusset) 225x150, c/w TB Lid - Pre Galv
225x225	MK-TIT/225/225/PG/G/C2	Cable Trunking 2 Compartment Inside Lid Tee (Gusset) 225x225, c/w TB Lid - Pre Galv

Tee with Outside Lid and Gusset



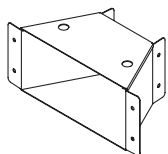
Width (mm)	Part No.	Description
50x50	MK-TOT/050/050/PG/G/C2	Cable Trunking 2 Compartment Outside Lid Tee (Gusset) 50x50, c/w TB Lid - Pre Galv
75x50	MK-TOT/075/050/PG/G/C2	Cable Trunking 2 Compartment Outside Lid Tee (Gusset) 75x50, c/w TB Lid - Pre Galv
75x75	MK-TOT/075/075/PG/G/C2	Cable Trunking 2 Compartment Outside Lid Tee (Gusset) 75x75, c/w TB Lid - Pre Galv
100x50	MK-TOT/100/050/PG/G/C2	Cable Trunking 2 Compartment Outside Lid Tee (Gusset) 100x50, c/w TB Lid - Pre Galv
100x75	MK-TOT/100/075/PG/G/C2	Cable Trunking 2 Compartment Outside Lid Tee (Gusset) 100x75, c/w TB Lid - Pre Galv
100x100	MK-TOT/100/100/PG/G/C2	Cable Trunking 2 Compartment Outside Lid Tee (Gusset) 100x100, c/w TB Lid - Pre Galv
150x50	MK-TOT/150/050/PG/G/C2	Cable Trunking 2 Compartment Outside Lid Tee (Gusset) 150x50, c/w TB Lid - Pre Galv
150x75	MK-TOT/150/075/PG/G/C2	Cable Trunking 2 Compartment Outside Lid Tee (Gusset) 150x75, c/w TB Lid - Pre Galv
150x100	MK-TOT/150/100/PG/G/C2	Cable Trunking 2 Compartment Outside Lid Tee (Gusset) 150x100, c/w TB Lid - Pre Galv
150x150	MK-TOT/150/150/PG/G/C2	Cable Trunking 2 Compartment Outside Lid Tee (Gusset) 150x150, c/w TB Lid - Pre Galv
225x75	MK-TOT/225/075/PG/G/C2	Cable Trunking 2 Compartment Outside Lid Tee (Gusset) 225x75, c/w TB Lid - Pre Galv
225x100	MK-TOT/225/100/PG/G/C2	Cable Trunking 2 Compartment Outside Lid Tee (Gusset) 225x100, c/w TB Lid - Pre Galv
225x150	MK-TOT/225/150/PG/G/C2	Cable Trunking 2 Compartment Outside Lid Tee (Gusset) 225x150, c/w TB Lid - Pre Galv
225x225	MK-TOT/225/225/PG/G/C2	Cable Trunking 2 Compartment Outside Lid Tee (Gusset) 225x225, c/w TB Lid - Pre Galv

Crossover



Width (mm)	Part No.	Description
50x50	MK-TCO/050/050/PG/G/C2	Cable Trunking 2 Compartment Top Lid Crossover (Gusset) 50x50, c/w TB Lid - Pre Galv
75x50	MK-TCO/075/050/PG/G/C2	Cable Trunking 2 Compartment Top Lid Crossover (Gusset) 75x50, c/w TB Lid - Pre Galv
75x75	MK-TCO/075/075/PG/G/C2	Cable Trunking 2 Compartment Top Lid Crossover (Gusset) 75x75, c/w TB Lid - Pre Galv
100x50	MK-TCO/100/050/PG/G/C2	Cable Trunking 2 Compartment Top Lid Crossover (Gusset) 100x50, c/w TB Lid - Pre Galv
100x75	MK-TCO/100/075/PG/G/C2	Cable Trunking 2 Compartment Top Lid Crossover (Gusset) 100x75, c/w TB Lid - Pre Galv
100x100	MK-TCO/100/100/PG/G/C2	Cable Trunking 2 Compartment Top Lid Crossover (Gusset) 100x100, c/w TB Lid - Pre Galv
150x50	MK-TCO/150/050/PG/G/C2	Cable Trunking 2 Compartment Top Lid Crossover (Gusset) 150x50, c/w TB Lid - Pre Galv
150x75	MK-TCO/150/075/PG/G/C2	Cable Trunking 2 Compartment Top Lid Crossover (Gusset) 150x75, c/w TB Lid - Pre Galv
150x100	MK-TCO/150/100/PG/G/C2	Cable Trunking 2 Compartment Top Lid Crossover (Gusset) 150x100, c/w TB Lid - Pre Galv
150x150	MK-TCO/150/150/PG/G/C2	Cable Trunking 2 Compartment Top Lid Crossover (Gusset) 150x150, c/w TB Lid - Pre Galv
225x75	MK-TCO/225/075/PG/G/C2	Cable Trunking 2 Compartment Top Lid Crossover (Gusset) 225x75, c/w TB Lid - Pre Galv
225x100	MK-TCO/225/100/PG/G/C2	Cable Trunking 2 Compartment Top Lid Crossover (Gusset) 225x100, c/w TB Lid - Pre Galv
225x150	MK-TCO/225/150/PG/G/C2	Cable Trunking 2 Compartment Top Lid Crossover (Gusset) 225x150, c/w TB Lid - Pre Galv
225x225	MK-TCO/225/225/PG/G/C2	Cable Trunking 2 Compartment Top Lid Crossover (Gusset) 225x225, c/w TB Lid - Pre Galv

Flared Connector




Width (mm)	Part No.	Description
50x50	MK-TFC/050/050/PG/C2	Cable Trunking 2 Compartment Flared Connector 50x50, c/w TB Lid - Pre Galv
75x50	MK-TFC/075/050/PG/C2	Cable Trunking 2 Compartment Flared Connector 75x50, c/w TB Lid - Pre Galv
75x75	MK-TFC/075/075/PG/C2	Cable Trunking 2 Compartment Flared Connector 75x75, c/w TB Lid - Pre Galv
100x50	MK-TFC/100/050/PG/C2	Cable Trunking 2 Compartment Flared Connector 100x50, c/w TB Lid - Pre Galv
100x75	MK-TFC/100/075/PG/C2	Cable Trunking 2 Compartment Flared Connector 100x75, c/w TB Lid - Pre Galv
100x100	MK-TFC/100/100/PG/C2	Cable Trunking 2 Compartment Flared Connector 100x100, c/w TB Lid - Pre Galv
150x50	MK-TFC/150/050/PG/C2	Cable Trunking 2 Compartment Flared Connector 150x50, c/w TB Lid - Pre Galv
150x75	MK-TFC/150/075/PG/C2	Cable Trunking 2 Compartment Flared Connector 150x75, c/w TB Lid - Pre Galv
150x100	MK-TFC/150/100/PG/C2	Cable Trunking 2 Compartment Flared Connector 150x100, c/w TB Lid - Pre Galv
150x150	MK-TFC/150/150/PG/C2	Cable Trunking 2 Compartment Flared Connector 150x150, c/w TB Lid - Pre Galv
225x75	MK-TFC/225/075/PG/C2	Cable Trunking 2 Compartment Flared Connector 225x75, c/w TB Lid - Pre Galv
225x100	MK-TFC/225/100/PG/C2	Cable Trunking 2 Compartment Flared Connector 225x100, c/w TB Lid - Pre Galv
225x150	MK-TFC/225/150/PG/C2	Cable Trunking 2 Compartment Flared Connector 225x150, c/w TB Lid - Pre Galv
225x225	MK-TFC/225/225/PG/C2	Cable Trunking 2 Compartment Flared Connector 225x225, c/w TB Lid - Pre Galv

Cable Trunking

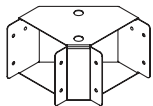
3 Compartment

Length 3m Long with Lid and Coupler



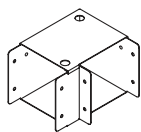
Width (mm)	Part No.	Description
50x50	MK-TSL/050/050/PG3/C3	Cable Trunking 3 Compartment Straight 3m length 50x50 c/w TB Lid, Connector & Fixings - Pre Galv
75x50	MK-TSL/075/050/PG3/C3	Cable Trunking 3 Compartment Straight 3m length 75x50 c/w TB Lid, Connector & Fixings - Pre Galv
75x75	MK-TSL/075/075/PG3/C3	Cable Trunking 3 Compartment Straight 3m length 75x75 c/w TB Lid, Connector & Fixings - Pre Galv
100x50	MK-TSL/100/050/PG3/C3	Cable Trunking 3 Compartment Straight 3m length 100x50 c/w TB Lid, Connector & Fixings - Pre Galv
100x75	MK-TSL/100/075/PG3/C3	Cable Trunking 3 Compartment Straight 3m length 100x75 c/w TB Lid, Connector & Fixings - Pre Galv
100x100	MK-TSL/100/100/PG3/C3	Cable Trunking 3 Compartment Straight 3m length 100x100 c/w TB Lid, Connector & Fixings - Pre Galv
150x50	MK-TSL/150/050/PG3/C3	Cable Trunking 3 Compartment Straight 3m length 150x50 c/w TB Lid, Connector & Fixings - Pre Galv
150x75	MK-TSL/150/075/PG3/C3	Cable Trunking 3 Compartment Straight 3m length 150x75 c/w TB Lid, Connector & Fixings - Pre Galv
150x100	MK-TSL/150/100/PG3/C3	Cable Trunking 3 Compartment Straight 3m length 150x100 c/w TB Lid, Connector & Fixings - Pre Galv
150x150	MK-TSL/150/150/PG3/C3	Cable Trunking 3 Compartment Straight 3m length 150x150 c/w TB Lid, Connector & Fixings - Pre Galv
225x75	MK-TSL/225/075/PG3/C3	Cable Trunking 3 Compartment Straight 3m length 225x75 c/w TB Lid, Connector & Fixings - Pre Galv
225x100	MK-TSL/225/100/PG3/C3	Cable Trunking 3 Compartment Straight 3m length 225x100 c/w TB Lid, Connector & Fixings - Pre Galv
225x150	MK-TSL/225/150/PG3/C3	Cable Trunking 3 Compartment Straight 3m length 225x150 c/w TB Lid, Connector & Fixings - Pre Galv
225x225	MK-TSL/225/225/PG3/C3	Cable Trunking 3 Compartment Straight 3m length 225x225 c/w TB Lid, Connector & Fixings - Pre Galv

90° Bend with Top Lid and Gusset



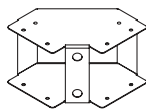
Width (mm)	Part No.	Description
50x50	MK-TTB/050/050/PG/G90/C3	Cable Trunking 3 Compartment Top Lid Bend (Gusset) 50x50, 90 deg. c/w TB Lid - Pre Galv
75x50	MK-TTB/075/050/PG/G90/C3	Cable Trunking 3 Compartment Top Lid Bend (Gusset) 75x50, 90 deg. c/w TB Lid - Pre Galv
75x75	MK-TTB/075/075/PG/G90/C3	Cable Trunking 3 Compartment Top Lid Bend (Gusset) 75x75, 90 deg. c/w TB Lid - Pre Galv
100x50	MK-TTB/100/050/PG/G90/C3	Cable Trunking 3 Compartment Top Lid Bend (Gusset) 100x50, 90 deg. c/w TB Lid - Pre Galv
100x75	MK-TTB/100/075/PG/G90/C3	Cable Trunking 3 Compartment Top Lid Bend (Gusset) 100x75, 90 deg. c/w TB Lid - Pre Galv
100x100	MK-TTB/100/100/PG/G90/C3	Cable Trunking 3 Compartment Top Lid Bend (Gusset) 100x100, 90 deg. c/w TB Lid - Pre Galv
150x50	MK-TTB/150/050/PG/G90/C3	Cable Trunking 3 Compartment Top Lid Bend (Gusset) 150x50, 90 deg. c/w TB Lid - Pre Galv
150x75	MK-TTB/150/075/PG/G90/C3	Cable Trunking 3 Compartment Top Lid Bend (Gusset) 150x75, 90 deg. c/w TB Lid - Pre Galv
150x100	MK-TTB/150/100/PG/G90/C3	Cable Trunking 3 Compartment Top Lid Bend (Gusset) 150x100, 90 deg. c/w TB Lid - Pre Galv
150x150	MK-TTB/150/150/PG/G90/C3	Cable Trunking 3 Compartment Top Lid Bend (Gusset) 150x150, 90 deg. c/w TB Lid - Pre Galv
225x75	MK-TTB/225/075/PG/G90/C3	Cable Trunking 3 Compartment Top Lid Bend (Gusset) 225x75, 90 deg. c/w TB Lid - Pre Galv
225x100	MK-TTB/225/100/PG/G90/C3	Cable Trunking 3 Compartment Top Lid Bend (Gusset) 225x100, 90 deg. c/w TB Lid - Pre Galv
225x150	MK-TTB/225/150/PG/G90/C3	Cable Trunking 3 Compartment Top Lid Bend (Gusset) 225x150, 90 deg. c/w TB Lid - Pre Galv
225x225	MK-TTB/225/225/PG/G90/C3	Cable Trunking 3 Compartment Top Lid Bend (Gusset) 225x225, 90 deg. c/w TB Lid - Pre Galv

90° Bend with Top Lid and Square



Width (mm)	Part No.	Description
50x50	MK-TTB/050/050/PG/S90/C3	Cable Trunking 3 Compartment Top Lid Bend (Square) 50x50, 90 deg. c/w TB Lid - Pre Galv
75x50	MK-TTB/075/050/PG/S90/C3	Cable Trunking 3 Compartment Top Lid Bend (Square) 75x50, 90 deg. c/w TB Lid - Pre Galv
75x75	MK-TTB/075/075/PG/S90/C3	Cable Trunking 3 Compartment Top Lid Bend (Square) 75x75, 90 deg. c/w TB Lid - Pre Galv
100x50	MK-TTB/100/050/PG/S90/C3	Cable Trunking 3 Compartment Top Lid Bend (Square) 100x50, 90 deg. c/w TB Lid - Pre Galv
100x75	MK-TTB/100/075/PG/S90/C3	Cable Trunking 3 Compartment Top Lid Bend (Square) 100x75, 90 deg. c/w TB Lid - Pre Galv
100x100	MK-TTB/100/100/PG/S90/C3	Cable Trunking 3 Compartment Top Lid Bend (Square) 100x100, 90 deg. c/w TB Lid - Pre Galv
150x50	MK-TTB/150/050/PG/S90/C3	Cable Trunking 3 Compartment Top Lid Bend (Square) 150x50, 90 deg. c/w TB Lid - Pre Galv
150x75	MK-TTB/150/075/PG/S90/C3	Cable Trunking 3 Compartment Top Lid Bend (Square) 150x75, 90 deg. c/w TB Lid - Pre Galv
150x100	MK-TTB/150/100/PG/S90/C3	Cable Trunking 3 Compartment Top Lid Bend (Square) 150x100, 90 deg. c/w TB Lid - Pre Galv
150x150	MK-TTB/150/150/PG/S90/C3	Cable Trunking 3 Compartment Top Lid Bend (Square) 150x150, 90 deg. c/w TB Lid - Pre Galv
225x75	MK-TTB/225/075/PG/S90/C3	Cable Trunking 3 Compartment Top Lid Bend (Square) 225x75, 90 deg. c/w TB Lid - Pre Galv
225x100	MK-TTB/225/100/PG/S90/C3	Cable Trunking 3 Compartment Top Lid Bend (Square) 225x100, 90 deg. c/w TB Lid - Pre Galv
225x150	MK-TTB/225/150/PG/S90/C3	Cable Trunking 3 Compartment Top Lid Bend (Square) 225x150, 90 deg. c/w TB Lid - Pre Galv
225x225	MK-TTB/225/225/PG/S90/C3	Cable Trunking 3 Compartment Top Lid Bend (Square) 225x225, 90 deg. c/w TB Lid - Pre Galv

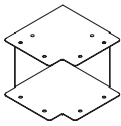
90° Bend with Inside Lid and Gusset



Width (mm)	Part No.	Description
50x50	MK-TIB/050/050/PG/G90/C3	Cable Trunking 3 Compartment Inside Lid Bend (Gusset) 50x50, 90 deg. c/w TB Lid - Pre Galv
75x50	MK-TIB/075/050/PG/G90/C3	Cable Trunking 3 Compartment Inside Lid Bend (Gusset) 75x50, 90 deg. c/w TB Lid - Pre Galv
75x75	MK-TIB/075/075/PG/G90/C3	Cable Trunking 3 Compartment Inside Lid Bend (Gusset) 75x75, 90 deg. c/w TB Lid - Pre Galv
100x50	MK-TIB/100/050/PG/G90/C3	Cable Trunking 3 Compartment Inside Lid Bend (Gusset) 100x50, 90 deg. c/w TB Lid - Pre Galv
100x75	MK-TIB/100/075/PG/G90/C3	Cable Trunking 3 Compartment Inside Lid Bend (Gusset) 100x75, 90 deg. c/w TB Lid - Pre Galv
100x100	MK-TIB/100/100/PG/G90/C3	Cable Trunking 3 Compartment Inside Lid Bend (Gusset) 100x100, 90 deg. c/w TB Lid - Pre Galv
150x50	MK-TIB/150/050/PG/G90/C3	Cable Trunking 3 Compartment Inside Lid Bend (Gusset) 150x50, 90 deg. c/w TB Lid - Pre Galv
150x75	MK-TIB/150/075/PG/G90/C3	Cable Trunking 3 Compartment Inside Lid Bend (Gusset) 150x75, 90 deg. c/w TB Lid - Pre Galv
150x100	MK-TIB/150/100/PG/G90/C3	Cable Trunking 3 Compartment Inside Lid Bend (Gusset) 150x100, 90 deg. c/w TB Lid - Pre Galv
150x150	MK-TIB/150/150/PG/G90/C3	Cable Trunking 3 Compartment Inside Lid Bend (Gusset) 150x150, 90 deg. c/w TB Lid - Pre Galv
225x75	MK-TIB/225/075/PG/G90/C3	Cable Trunking 3 Compartment Inside Lid Bend (Gusset) 225x75, 90 deg. c/w TB Lid - Pre Galv
225x100	MK-TIB/225/100/PG/G90/C3	Cable Trunking 3 Compartment Inside Lid Bend (Gusset) 225x100, 90 deg. c/w TB Lid - Pre Galv
225x150	MK-TIB/225/150/PG/G90/C3	Cable Trunking 3 Compartment Inside Lid Bend (Gusset) 225x150, 90 deg. c/w TB Lid - Pre Galv
225x225	MK-TIB/225/225/PG/G90/C3	Cable Trunking 3 Compartment Inside Lid Bend (Gusset) 225x225, 90 deg. c/w TB Lid - Pre Galv

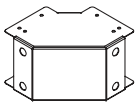
Cable Trunking

90° Bend with Inside Lid and Square



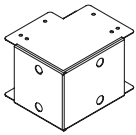
Width (mm)	Part No.	Description
50x50	MK-TIB/050/050/PG/S90/C3	Cable Trunking 3 Compartment Inside Lid Bend (Square) 50x50, 90 deg. c/w TB Lid - Pre Galv
75x50	MK-TIB/075/050/PG/S90/C3	Cable Trunking 3 Compartment Inside Lid Bend (Square) 75x50, 90 deg. c/w TB Lid - Pre Galv
75x75	MK-TIB/075/075/PG/S90/C3	Cable Trunking 3 Compartment Inside Lid Bend (Square) 75x75, 90 deg. c/w TB Lid - Pre Galv
100x50	MK-TIB/100/050/PG/S90/C3	Cable Trunking 3 Compartment Inside Lid Bend (Square) 100x50, 90 deg. c/w TB Lid - Pre Galv
100x75	MK-TIB/100/075/PG/S90/C3	Cable Trunking 3 Compartment Inside Lid Bend (Square) 100x75, 90 deg. c/w TB Lid - Pre Galv
100x100	MK-TIB/100/100/PG/S90/C3	Cable Trunking 3 Compartment Inside Lid Bend (Square) 100x100, 90 deg. c/w TB Lid - Pre Galv
150x50	MK-TIB/150/050/PG/S90/C3	Cable Trunking 3 Compartment Inside Lid Bend (Square) 150x50, 90 deg. c/w TB Lid - Pre Galv
150x75	MK-TIB/150/075/PG/S90/C3	Cable Trunking 3 Compartment Inside Lid Bend (Square) 150x75, 90 deg. c/w TB Lid - Pre Galv
150x100	MK-TIB/150/100/PG/S90/C3	Cable Trunking 3 Compartment Inside Lid Bend (Square) 150x100, 90 deg. c/w TB Lid - Pre Galv
150x150	MK-TIB/150/150/PG/S90/C3	Cable Trunking 3 Compartment Inside Lid Bend (Square) 150x150, 90 deg. c/w TB Lid - Pre Galv
225x75	MK-TIB/225/075/PG/S90/C3	Cable Trunking 3 Compartment Inside Lid Bend (Square) 225x75, 90 deg. c/w TB Lid - Pre Galv
225x100	MK-TIB/225/100/PG/S90/C3	Cable Trunking 3 Compartment Inside Lid Bend (Square) 225x100, 90 deg. c/w TB Lid - Pre Galv
225x150	MK-TIB/225/150/PG/S90/C3	Cable Trunking 3 Compartment Inside Lid Bend (Square) 225x150, 90 deg. c/w TB Lid - Pre Galv
225x225	MK-TIB/225/225/PG/S90/C3	Cable Trunking 3 Compartment Inside Lid Bend (Square) 225x225, 90 deg. c/w TB Lid - Pre Galv

90° Bend with Outside Lid and Gusset



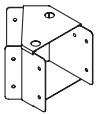
Width (mm)	Part No.	Description
50x50	MK-TOB/050/050/PG/G90/C3	Cable Trunking 3 Compartment Outside Lid Bend (Gusset) 50x50, 90 deg. c/w TB Lid - Pre Galv
75x50	MK-TOB/075/050/PG/G90/C3	Cable Trunking 3 Compartment Outside Lid Bend (Gusset) 75x50, 90 deg. c/w TB Lid - Pre Galv
75x75	MK-TOB/075/075/PG/G90/C3	Cable Trunking 3 Compartment Outside Lid Bend (Gusset) 75x75, 90 deg. c/w TB Lid - Pre Galv
100x50	MK-TOB/100/050/PG/G90/C3	Cable Trunking 3 Compartment Outside Lid Bend (Gusset) 100x50, 90 deg. c/w TB Lid - Pre Galv
100x75	MK-TOB/100/075/PG/G90/C3	Cable Trunking 3 Compartment Outside Lid Bend (Gusset) 100x75, 90 deg. c/w TB Lid - Pre Galv
100x100	MK-TOB/100/100/PG/G90/C3	Cable Trunking 3 Compartment Outside Lid Bend (Gusset) 100x100, 90 deg. c/w TB Lid - Pre Galv
150x50	MK-TOB/150/050/PG/G90/C3	Cable Trunking 3 Compartment Outside Lid Bend (Gusset) 150x50, 90 deg. c/w TB Lid - Pre Galv
150x75	MK-TOB/150/075/PG/G90/C3	Cable Trunking 3 Compartment Outside Lid Bend (Gusset) 150x75, 90 deg. c/w TB Lid - Pre Galv
150x100	MK-TOB/150/100/PG/G90/C3	Cable Trunking 3 Compartment Outside Lid Bend (Gusset) 150x100, 90 deg. c/w TB Lid - Pre Galv
150x150	MK-TOB/150/150/PG/G90/C3	Cable Trunking 3 Compartment Outside Lid Bend (Gusset) 150x150, 90 deg. c/w TB Lid - Pre Galv
225x75	MK-TOB/225/075/PG/G90/C3	Cable Trunking 3 Compartment Outside Lid Bend (Gusset) 225x75, 90 deg. c/w TB Lid - Pre Galv
225x100	MK-TOB/225/100/PG/G90/C3	Cable Trunking 3 Compartment Outside Lid Bend (Gusset) 225x100, 90 deg. c/w TB Lid - Pre Galv
225x150	MK-TOB/225/150/PG/G90/C3	Cable Trunking 3 Compartment Outside Lid Bend (Gusset) 225x150, 90 deg. c/w TB Lid - Pre Galv
225x225	MK-TOB/225/225/PG/G90/C3	Cable Trunking 3 Compartment Outside Lid Bend (Gusset) 225x225, 90 deg. c/w TB Lid - Pre Galv

90° Bend with Outside Lid and Square



Width (mm)	Part No.	Description
50x50	MK-TOB/050/050/PG/S90/C3	Cable Trunking 3 Compartment Outside Lid Bend (Square) 50x50, 90 deg. c/w TB Lid - Pre Galv
75x50	MK-TOB/075/050/PG/S90/C3	Cable Trunking 3 Compartment Outside Lid Bend (Square) 75x50, 90 deg. c/w TB Lid - Pre Galv
75x75	MK-TOB/075/075/PG/S90/C3	Cable Trunking 3 Compartment Outside Lid Bend (Square) 75x75, 90 deg. c/w TB Lid - Pre Galv
100x50	MK-TOB/100/050/PG/S90/C3	Cable Trunking 3 Compartment Outside Lid Bend (Square) 100x50, 90 deg. c/w TB Lid - Pre Galv
100x75	MK-TOB/100/075/PG/S90/C3	Cable Trunking 3 Compartment Outside Lid Bend (Square) 100x75, 90 deg. c/w TB Lid - Pre Galv
100x100	MK-TOB/100/100/PG/S90/C3	Cable Trunking 3 Compartment Outside Lid Bend (Square) 100x100, 90 deg. c/w TB Lid - Pre Galv
150x50	MK-TOB/150/050/PG/S90/C3	Cable Trunking 3 Compartment Outside Lid Bend (Square) 150x50, 90 deg. c/w TB Lid - Pre Galv
150x75	MK-TOB/150/075/PG/S90/C3	Cable Trunking 3 Compartment Outside Lid Bend (Square) 150x75, 90 deg. c/w TB Lid - Pre Galv
150x100	MK-TOB/150/100/PG/S90/C3	Cable Trunking 3 Compartment Outside Lid Bend (Square) 150x100, 90 deg. c/w TB Lid - Pre Galv
150x150	MK-TOB/150/150/PG/S90/C3	Cable Trunking 3 Compartment Outside Lid Bend (Square) 150x150, 90 deg. c/w TB Lid - Pre Galv
225x75	MK-TOB/225/075/PG/S90/C3	Cable Trunking 3 Compartment Outside Lid Bend (Square) 225x75, 90 deg. c/w TB Lid - Pre Galv
225x100	MK-TOB/225/100/PG/S90/C3	Cable Trunking 3 Compartment Outside Lid Bend (Square) 225x100, 90 deg. c/w TB Lid - Pre Galv
225x150	MK-TOB/225/150/PG/S90/C3	Cable Trunking 3 Compartment Outside Lid Bend (Square) 225x150, 90 deg. c/w TB Lid - Pre Galv
225x225	MK-TOB/225/225/PG/S90/C3	Cable Trunking 3 Compartment Outside Lid Bend (Square) 225x225, 90 deg. c/w TB Lid - Pre Galv

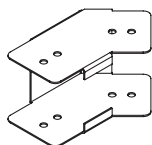
45° Bend with Top Lid and Gusset



Width (mm)	Part No.	Description
50x50	MK-TTB/050/050/PG/G45/C3	Cable Trunking 3 Compartment Top Lid Bend (Gusset) 50x50, 45 deg. c/w TB Lid - Pre Galv
75x50	MK-TTB/075/050/PG/G45/C3	Cable Trunking 3 Compartment Top Lid Bend (Gusset) 75x50, 45 deg. c/w TB Lid - Pre Galv
75x75	MK-TTB/075/075/PG/G45/C3	Cable Trunking 3 Compartment Top Lid Bend (Gusset) 75x75, 45 deg. c/w TB Lid - Pre Galv
100x50	MK-TTB/100/050/PG/G45/C3	Cable Trunking 3 Compartment Top Lid Bend (Gusset) 100x50, 45 deg. c/w TB Lid - Pre Galv
100x75	MK-TTB/100/075/PG/G45/C3	Cable Trunking 3 Compartment Top Lid Bend (Gusset) 100x75, 45 deg. c/w TB Lid - Pre Galv
100x100	MK-TTB/100/100/PG/G45/C3	Cable Trunking 3 Compartment Top Lid Bend (Gusset) 100x100, 45 deg. c/w TB Lid - Pre Galv
150x50	MK-TTB/150/050/PG/G45/C3	Cable Trunking 3 Compartment Top Lid Bend (Gusset) 150x50, 45 deg. c/w TB Lid - Pre Galv
150x75	MK-TTB/150/075/PG/G45/C3	Cable Trunking 3 Compartment Top Lid Bend (Gusset) 150x75, 45 deg. c/w TB Lid - Pre Galv
150x100	MK-TTB/150/100/PG/G45/C3	Cable Trunking 3 Compartment Top Lid Bend (Gusset) 150x100, 45 deg. c/w TB Lid - Pre Galv
150x150	MK-TTB/150/150/PG/G45/C3	Cable Trunking 3 Compartment Top Lid Bend (Gusset) 150x150, 45 deg. c/w TB Lid - Pre Galv
225x75	MK-TTB/225/075/PG/G45/C3	Cable Trunking 3 Compartment Top Lid Bend (Gusset) 225x75, 45 deg. c/w TB Lid - Pre Galv
225x100	MK-TTB/225/100/PG/G45/C3	Cable Trunking 3 Compartment Top Lid Bend (Gusset) 225x100, 45 deg. c/w TB Lid - Pre Galv
225x150	MK-TTB/225/150/PG/G45/C3	Cable Trunking 3 Compartment Top Lid Bend (Gusset) 225x150, 45 deg. c/w TB Lid - Pre Galv
225x225	MK-TTB/225/225/PG/G45/C3	Cable Trunking 3 Compartment Top Lid Bend (Gusset) 225x225, 45 deg. c/w TB Lid - Pre Galv

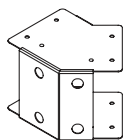
Cable Trunking

45° Bend with Inside Lid and Gusset



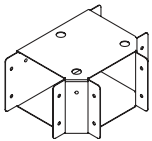
Width (mm)	Part No.	Description
50x50	MK-TIB/050/050/PG/G45/C3	Cable Trunking 3 Compartment Inside Lid Bend (Gusset) 50x50, 45 deg. c/w TB Lid - Pre Galv
75x50	MK-TIB/075/050/PG/G45/C3	Cable Trunking 3 Compartment Inside Lid Bend (Gusset) 75x50, 45 deg. c/w TB Lid - Pre Galv
75x75	MK-TIB/075/075/PG/G45/C3	Cable Trunking 3 Compartment Inside Lid Bend (Gusset) 75x75, 45 deg. c/w TB Lid - Pre Galv
100x50	MK-TIB/100/050/PG/G45/C3	Cable Trunking 3 Compartment Inside Lid Bend (Gusset) 100x50, 45 deg. c/w TB Lid - Pre Galv
100x75	MK-TIB/100/075/PG/G45/C3	Cable Trunking 3 Compartment Inside Lid Bend (Gusset) 100x75, 45 deg. c/w TB Lid - Pre Galv
100x100	MK-TIB/100/100/PG/G45/C3	Cable Trunking 3 Compartment Inside Lid Bend (Gusset) 100x100, 45 deg. c/w TB Lid - Pre Galv
150x50	MK-TIB/150/050/PG/G45/C3	Cable Trunking 3 Compartment Inside Lid Bend (Gusset) 150x50, 45 deg. c/w TB Lid - Pre Galv
150x75	MK-TIB/150/075/PG/G45/C3	Cable Trunking 3 Compartment Inside Lid Bend (Gusset) 150x75, 45 deg. c/w TB Lid - Pre Galv
150x100	MK-TIB/150/100/PG/G45/C3	Cable Trunking 3 Compartment Inside Lid Bend (Gusset) 150x100, 45 deg. c/w TB Lid - Pre Galv
150x150	MK-TIB/150/150/PG/G45/C3	Cable Trunking 3 Compartment Inside Lid Bend (Gusset) 150x150, 45 deg. c/w TB Lid - Pre Galv
225x75	MK-TIB/225/075/PG/G45/C3	Cable Trunking 3 Compartment Inside Lid Bend (Gusset) 225x75, 45 deg. c/w TB Lid - Pre Galv
225x100	MK-TIB/225/100/PG/G45/C3	Cable Trunking 3 Compartment Inside Lid Bend (Gusset) 225x100, 45 deg. c/w TB Lid - Pre Galv
225x150	MK-TIB/225/150/PG/G45/C3	Cable Trunking 3 Compartment Inside Lid Bend (Gusset) 225x150, 45 deg. c/w TB Lid - Pre Galv
225x225	MK-TIB/225/225/PG/G45/C3	Cable Trunking 3 Compartment Inside Lid Bend (Gusset) 225x225, 45 deg. c/w TB Lid - Pre Galv

45° Bend with Outside Lid and Gusset



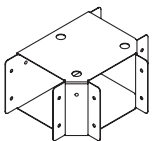
Width (mm)	Part No.	Description
50x50	MK-TOB/050/050/PG/G45/C3	Cable Trunking 3 Compartment Outside Lid Bend (Gusset) 50x50, 45 deg. c/w TB Lid - Pre Galv
75x50	MK-TOB/075/050/PG/G45/C3	Cable Trunking 3 Compartment Outside Lid Bend (Gusset) 75x50, 45 deg. c/w TB Lid - Pre Galv
75x75	MK-TOB/075/075/PG/G45/C3	Cable Trunking 3 Compartment Outside Lid Bend (Gusset) 75x75, 45 deg. c/w TB Lid - Pre Galv
100x50	MK-TOB/100/050/PG/G45/C3	Cable Trunking 3 Compartment Outside Lid Bend (Gusset) 100x50, 45 deg. c/w TB Lid - Pre Galv
100x75	MK-TOB/100/075/PG/G45/C3	Cable Trunking 3 Compartment Outside Lid Bend (Gusset) 100x75, 45 deg. c/w TB Lid - Pre Galv
100x100	MK-TOB/100/100/PG/G45/C3	Cable Trunking 3 Compartment Outside Lid Bend (Gusset) 100x100, 45 deg. c/w TB Lid - Pre Galv
150x50	MK-TOB/150/050/PG/G45/C3	Cable Trunking 3 Compartment Outside Lid Bend (Gusset) 150x50, 45 deg. c/w TB Lid - Pre Galv
150x75	MK-TOB/150/075/PG/G45/C3	Cable Trunking 3 Compartment Outside Lid Bend (Gusset) 150x75, 45 deg. c/w TB Lid - Pre Galv
150x100	MK-TOB/150/100/PG/G45/C3	Cable Trunking 3 Compartment Outside Lid Bend (Gusset) 150x100, 45 deg. c/w TB Lid - Pre Galv
150x150	MK-TOB/150/150/PG/G45/C3	Cable Trunking 3 Compartment Outside Lid Bend (Gusset) 150x150, 45 deg. c/w TB Lid - Pre Galv
225x75	MK-TOB/225/075/PG/G45/C3	Cable Trunking 3 Compartment Outside Lid Bend (Gusset) 225x75, 45 deg. c/w TB Lid - Pre Galv
225x100	MK-TOB/225/100/PG/G45/C3	Cable Trunking 3 Compartment Outside Lid Bend (Gusset) 225x100, 45 deg. c/w TB Lid - Pre Galv
225x150	MK-TOB/225/150/PG/G45/C3	Cable Trunking 3 Compartment Outside Lid Bend (Gusset) 225x150, 45 deg. c/w TB Lid - Pre Galv
225x225	MK-TOB/225/225/PG/G45/C3	Cable Trunking 3 Compartment Outside Lid Bend (Gusset) 225x225, 45 deg. c/w TB Lid - Pre Galv

Tee with Top Lid and Gusset



Width (mm)	Part No.	Description
50x50	MK-TTT/050/050/PG/G/C3	Cable Trunking 3 Compartment Top Lid Tee (Gusset) 50x50, c/w TB Lid - Pre Galv
75x50	MK-TTT/075/050/PG/G/C3	Cable Trunking 3 Compartment Top Lid Tee (Gusset) 75x50, c/w TB Lid - Pre Galv
75x75	MK-TTT/075/075/PG/G/C3	Cable Trunking 3 Compartment Top Lid Tee (Gusset) 75x75, c/w TB Lid - Pre Galv
100x50	MK-TTT/100/050/PG/G/C3	Cable Trunking 3 Compartment Top Lid Tee (Gusset) 100x50, c/w TB Lid - Pre Galv
100x75	MK-TTT/100/075/PG/G/C3	Cable Trunking 3 Compartment Top Lid Tee (Gusset) 100x75, c/w TB Lid - Pre Galv
100x100	MK-TTT/100/100/PG/G/C3	Cable Trunking 3 Compartment Top Lid Tee (Gusset) 100x100, c/w TB Lid - Pre Galv
150x50	MK-TTT/150/050/PG/G/C3	Cable Trunking 3 Compartment Top Lid Tee (Gusset) 150x50, c/w TB Lid - Pre Galv
150x75	MK-TTT/150/075/PG/G/C3	Cable Trunking 3 Compartment Top Lid Tee (Gusset) 150x75, c/w TB Lid - Pre Galv
150x100	MK-TTT/150/100/PG/G/C3	Cable Trunking 3 Compartment Top Lid Tee (Gusset) 150x100, c/w TB Lid - Pre Galv
150x150	MK-TTT/150/150/PG/G/C3	Cable Trunking 3 Compartment Top Lid Tee (Gusset) 150x150, c/w TB Lid - Pre Galv
225x75	MK-TTT/225/075/PG/G/C3	Cable Trunking 3 Compartment Top Lid Tee (Gusset) 225x75, c/w TB Lid - Pre Galv
225x100	MK-TTT/225/100/PG/G/C3	Cable Trunking 3 Compartment Top Lid Tee (Gusset) 225x100, c/w TB Lid - Pre Galv
225x150	MK-TTT/225/150/PG/G/C3	Cable Trunking 3 Compartment Top Lid Tee (Gusset) 225x150, c/w TB Lid - Pre Galv
225x225	MK-TTT/225/225/PG/G/C3	Cable Trunking 3 Compartment Top Lid Tee (Gusset) 225x225, c/w TB Lid - Pre Galv

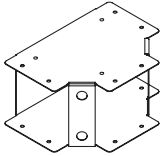
Tee with Top Lid and Square



Width (mm)	Part No.	Description
50x50	MK-TTT/050/050/PG/S/C3	Cable Trunking 3 Compartment Top Lid Tee (Square) 50x50, c/w TB Lid - Pre Galv
75x50	MK-TTT/075/050/PG/S/C3	Cable Trunking 3 Compartment Top Lid Tee (Square) 75x50, c/w TB Lid - Pre Galv
75x75	MK-TTT/075/075/PG/S/C3	Cable Trunking 3 Compartment Top Lid Tee (Square) 75x75, c/w TB Lid - Pre Galv
100x50	MK-TTT/100/050/PG/S/C3	Cable Trunking 3 Compartment Top Lid Tee (Square) 100x50, c/w TB Lid - Pre Galv
100x75	MK-TTT/100/075/PG/S/C3	Cable Trunking 3 Compartment Top Lid Tee (Square) 100x75, c/w TB Lid - Pre Galv
100x100	MK-TTT/100/100/PG/S/C3	Cable Trunking 3 Compartment Top Lid Tee (Square) 100x100, c/w TB Lid - Pre Galv
150x50	MK-TTT/150/050/PG/S/C3	Cable Trunking 3 Compartment Top Lid Tee (Square) 150x50, c/w TB Lid - Pre Galv
150x75	MK-TTT/150/075/PG/S/C3	Cable Trunking 3 Compartment Top Lid Tee (Square) 150x75, c/w TB Lid - Pre Galv
150x100	MK-TTT/150/100/PG/S/C3	Cable Trunking 3 Compartment Top Lid Tee (Square) 150x100, c/w TB Lid - Pre Galv
150x150	MK-TTT/150/150/PG/S/C3	Cable Trunking 3 Compartment Top Lid Tee (Square) 150x150, c/w TB Lid - Pre Galv
225x75	MK-TTT/225/075/PG/S/C3	Cable Trunking 3 Compartment Top Lid Tee (Square) 225x75, c/w TB Lid - Pre Galv
225x100	MK-TTT/225/100/PG/S/C3	Cable Trunking 3 Compartment Top Lid Tee (Square) 225x100, c/w TB Lid - Pre Galv
225x150	MK-TTT/225/150/PG/S/C3	Cable Trunking 3 Compartment Top Lid Tee (Square) 225x150, c/w TB Lid - Pre Galv
225x225	MK-TTT/225/225/PG/S/C3	Cable Trunking 3 Compartment Top Lid Tee (Square) 225x225, c/w TB Lid - Pre Galv

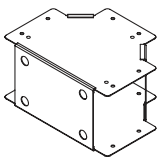
Cable Trunking

Tee with Inside Lid and Gusset



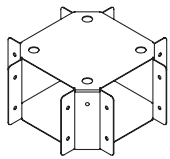
Width (mm)	Part No.	Description
50x50	MK-TIT/050/050/PG/G/C3	Cable Trunking 3 Compartment Inside Lid Tee (Gusset) 50x50, c/w TB Lid - Pre Galv
75x50	MK-TIT/075/050/PG/G/C3	Cable Trunking 3 Compartment Inside Lid Tee (Gusset) 75x50, c/w TB Lid - Pre Galv
75x75	MK-TIT/075/075/PG/G/C3	Cable Trunking 3 Compartment Inside Lid Tee (Gusset) 75x75, c/w TB Lid - Pre Galv
100x50	MK-TIT/100/050/PG/G/C3	Cable Trunking 3 Compartment Inside Lid Tee (Gusset) 100x50, c/w TB Lid - Pre Galv
100x75	MK-TIT/100/075/PG/G/C3	Cable Trunking 3 Compartment Inside Lid Tee (Gusset) 100x75, c/w TB Lid - Pre Galv
100x100	MK-TIT/100/100/PG/G/C3	Cable Trunking 3 Compartment Inside Lid Tee (Gusset) 100x100, c/w TB Lid - Pre Galv
150x50	MK-TIT/150/050/PG/G/C3	Cable Trunking 3 Compartment Inside Lid Tee (Gusset) 150x50, c/w TB Lid - Pre Galv
150x75	MK-TIT/150/075/PG/G/C3	Cable Trunking 3 Compartment Inside Lid Tee (Gusset) 150x75, c/w TB Lid - Pre Galv
150x100	MK-TIT/150/100/PG/G/C3	Cable Trunking 3 Compartment Inside Lid Tee (Gusset) 150x100, c/w TB Lid - Pre Galv
150x150	MK-TIT/150/150/PG/G/C3	Cable Trunking 3 Compartment Inside Lid Tee (Gusset) 150x150, c/w TB Lid - Pre Galv
225x75	MK-TIT/225/075/PG/G/C3	Cable Trunking 3 Compartment Inside Lid Tee (Gusset) 225x75, c/w TB Lid - Pre Galv
225x100	MK-TIT/225/100/PG/G/C3	Cable Trunking 3 Compartment Inside Lid Tee (Gusset) 225x100, c/w TB Lid - Pre Galv
225x150	MK-TIT/225/150/PG/G/C3	Cable Trunking 3 Compartment Inside Lid Tee (Gusset) 225x150, c/w TB Lid - Pre Galv
225x225	MK-TIT/225/225/PG/G/C3	Cable Trunking 3 Compartment Inside Lid Tee (Gusset) 225x225, c/w TB Lid - Pre Galv

Tee with Outside Lid and Gusset



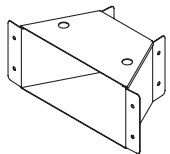
Width (mm)	Part No.	Description
50x50	MK-TOT/050/050/PG/G/C3	Cable Trunking 3 Compartment Outside Lid Tee (Gusset) 50x50, c/w TB Lid - Pre Galv
75x50	MK-TOT/075/050/PG/G/C3	Cable Trunking 3 Compartment Outside Lid Tee (Gusset) 75x50, c/w TB Lid - Pre Galv
75x75	MK-TOT/075/075/PG/G/C3	Cable Trunking 3 Compartment Outside Lid Tee (Gusset) 75x75, c/w TB Lid - Pre Galv
100x50	MK-TOT/100/050/PG/G/C3	Cable Trunking 3 Compartment Outside Lid Tee (Gusset) 100x50, c/w TB Lid - Pre Galv
100x75	MK-TOT/100/075/PG/G/C3	Cable Trunking 3 Compartment Outside Lid Tee (Gusset) 100x75, c/w TB Lid - Pre Galv
100x100	MK-TOT/100/100/PG/G/C3	Cable Trunking 3 Compartment Outside Lid Tee (Gusset) 100x100, c/w TB Lid - Pre Galv
150x50	MK-TOT/150/050/PG/G/C3	Cable Trunking 3 Compartment Outside Lid Tee (Gusset) 150x50, c/w TB Lid - Pre Galv
150x75	MK-TOT/150/075/PG/G/C3	Cable Trunking 3 Compartment Outside Lid Tee (Gusset) 150x75, c/w TB Lid - Pre Galv
150x100	MK-TOT/150/100/PG/G/C3	Cable Trunking 3 Compartment Outside Lid Tee (Gusset) 150x100, c/w TB Lid - Pre Galv
150x150	MK-TOT/150/150/PG/G/C3	Cable Trunking 3 Compartment Outside Lid Tee (Gusset) 150x150, c/w TB Lid - Pre Galv
225x75	MK-TOT/225/075/PG/G/C3	Cable Trunking 3 Compartment Outside Lid Tee (Gusset) 225x75, c/w TB Lid - Pre Galv
225x100	MK-TOT/225/100/PG/G/C3	Cable Trunking 3 Compartment Outside Lid Tee (Gusset) 225x100, c/w TB Lid - Pre Galv
225x150	MK-TOT/225/150/PG/G/C3	Cable Trunking 3 Compartment Outside Lid Tee (Gusset) 225x150, c/w TB Lid - Pre Galv
225x225	MK-TOT/225/225/PG/G/C3	Cable Trunking 3 Compartment Outside Lid Tee (Gusset) 225x225, c/w TB Lid - Pre Galv

Crossover




Width (mm)	Part No.	Description
50x50	MK-TCO/050/050/PG/G/C3	Cable Trunking 3 Compartment Top Lid Crossover (Gusset) 50x50, c/w TB Lid - Pre Galv
75x50	MK-TCO/075/050/PG/G/C3	Cable Trunking 3 Compartment Top Lid Crossover (Gusset) 75x50, c/w TB Lid - Pre Galv
75x75	MK-TCO/075/075/PG/G/C3	Cable Trunking 3 Compartment Top Lid Crossover (Gusset) 75x75, c/w TB Lid - Pre Galv
100x50	MK-TCO/100/050/PG/G/C3	Cable Trunking 3 Compartment Top Lid Crossover (Gusset) 100x50, c/w TB Lid - Pre Galv
100x75	MK-TCO/100/075/PG/G/C3	Cable Trunking 3 Compartment Top Lid Crossover (Gusset) 100x75, c/w TB Lid - Pre Galv
100x100	MK-TCO/100/100/PG/G/C3	Cable Trunking 3 Compartment Top Lid Crossover (Gusset) 100x100, c/w TB Lid - Pre Galv
150x50	MK-TCO/150/050/PG/G/C3	Cable Trunking 3 Compartment Top Lid Crossover (Gusset) 150x50, c/w TB Lid - Pre Galv
150x75	MK-TCO/150/075/PG/G/C3	Cable Trunking 3 Compartment Top Lid Crossover (Gusset) 150x75, c/w TB Lid - Pre Galv
150x100	MK-TCO/150/100/PG/G/C3	Cable Trunking 3 Compartment Top Lid Crossover (Gusset) 150x100, c/w TB Lid - Pre Galv
150x150	MK-TCO/150/150/PG/G/C3	Cable Trunking 3 Compartment Top Lid Crossover (Gusset) 150x150, c/w TB Lid - Pre Galv
225x75	MK-TCO/225/075/PG/G/C3	Cable Trunking 3 Compartment Top Lid Crossover (Gusset) 225x75, c/w TB Lid - Pre Galv
225x100	MK-TCO/225/100/PG/G/C3	Cable Trunking 3 Compartment Top Lid Crossover (Gusset) 225x100, c/w TB Lid - Pre Galv
225x150	MK-TCO/225/150/PG/G/C3	Cable Trunking 3 Compartment Top Lid Crossover (Gusset) 225x150, c/w TB Lid - Pre Galv
225x225	MK-TCO/225/225/PG/G/C3	Cable Trunking 3 Compartment Top Lid Crossover (Gusset) 225x225, c/w TB Lid - Pre Galv

Flared Connector



Width (mm)	Part No.	Description
50x50	MK-TFC/050/050/PG/C3	Cable Trunking 3 Compartment Flared Connector 50x50, c/w TB Lid - Pre Galv
75x50	MK-TFC/075/050/PG/C3	Cable Trunking 3 Compartment Flared Connector 75x50, c/w TB Lid - Pre Galv
75x75	MK-TFC/075/075/PG/C3	Cable Trunking 3 Compartment Flared Connector 75x75, c/w TB Lid - Pre Galv
100x50	MK-TFC/100/050/PG/C3	Cable Trunking 3 Compartment Flared Connector 100x50, c/w TB Lid - Pre Galv
100x75	MK-TFC/100/075/PG/C3	Cable Trunking 3 Compartment Flared Connector 100x75, c/w TB Lid - Pre Galv
100x100	MK-TFC/100/100/PG/C3	Cable Trunking 3 Compartment Flared Connector 100x100, c/w TB Lid - Pre Galv
150x50	MK-TFC/150/050/PG/C3	Cable Trunking 3 Compartment Flared Connector 150x50, c/w TB Lid - Pre Galv
150x75	MK-TFC/150/075/PG/C3	Cable Trunking 3 Compartment Flared Connector 150x75, c/w TB Lid - Pre Galv
150x100	MK-TFC/150/100/PG/C3	Cable Trunking 3 Compartment Flared Connector 150x100, c/w TB Lid - Pre Galv
150x150	MK-TFC/150/150/PG/C3	Cable Trunking 3 Compartment Flared Connector 150x150, c/w TB Lid - Pre Galv
225x75	MK-TFC/225/075/PG/C3	Cable Trunking 3 Compartment Flared Connector 225x75, c/w TB Lid - Pre Galv
225x100	MK-TFC/225/100/PG/C3	Cable Trunking 3 Compartment Flared Connector 225x100, c/w TB Lid - Pre Galv
225x150	MK-TFC/225/150/PG/C3	Cable Trunking 3 Compartment Flared Connector 225x150, c/w TB Lid - Pre Galv
225x225	MK-TFC/225/225/PG/C3	Cable Trunking 3 Compartment Flared Connector 225x225, c/w TB Lid - Pre Galv

Metal Framing



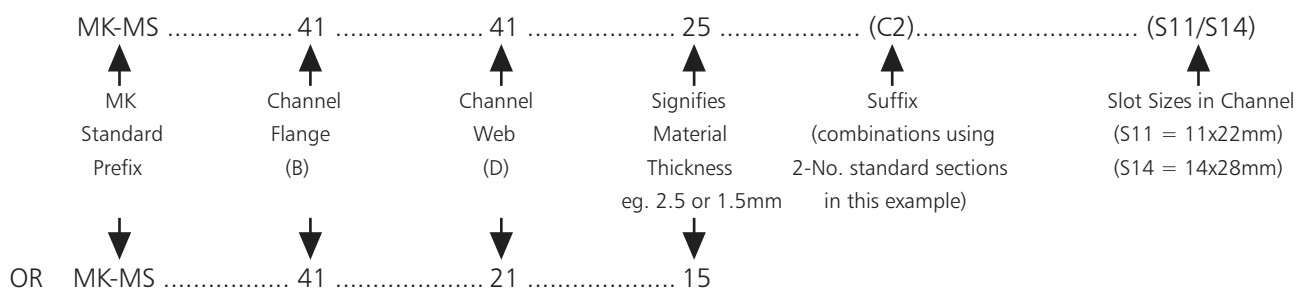
Metal Framing

- Channels : Manufactured from steel complying with BS1449 or BS2989 (pre-zinc coated)
- Brackets : Manufactured from steel complying with BS970, BS1449 or BS4360. Zinc coated after manufacture to BS729 or BS1706.
- Fixings : Bolts, hexagon nuts, screws and washers manufactured from steel complying with BS3692, BS970 Grade A4 of BS6105 or BS4190. Protective coating complying with BS1706 or BS3382.
- Dimensions and Tolerance : In accordance with BS6946 : 1988 "Metal Channel Cable Support Systems for Electrical installations.

CHANNEL NOTATION

MK Channel references are serialised for easy recognition and use.

eg. channel series MS414125 comprises single channel or combinations of channel within the basic section profile thus:



CHANNEL



Part No.	Description
MK-MS2115PG3	MK 41mm x 21mm x 1.5mm pre galvanised 3m Channel
MK-MS2115PG3S11	MK 41mm x 21mm x 1.5mm pre galvanised 3m S11 Slotted Channel
MK-MS2115PG3S14	MK 41mm x 21mm x 1.5mm pre galvanised 3m S14 Slotted Channel
MK-MS2115PG6	MK 41mm x 21mm x 1.5mm pre galvanised 6m Channel
MK-MS2115PG6S11	MK 41mm x 21mm x 1.5mm pre galvanised 6m S11 Slotted Channel
MK-MS2115PG6S14	MK 41mm x 21mm x 1.5mm pre galvanised 6m S14 Slotted Channel

* Finish: Hot dip galvanised (HDG) as standard, stainless steel grade 316 = SS



Part No.	Description
MK-MS2125PG3	MK 41mm x 21mm x 2.5mm pre galvanised 3m Channel
MK-MS2125PG3C2	MK 41mm x 21mm x 2.5mm pre galvanised 3m Channel - Back to Back
MK-MS2125PG3S11	MK 41mm x 21mm x 2.5mm pre galvanised 3m S11 Slotted Channel
MK-MS2125PG3S14	MK 41mm x 21mm x 2.5mm pre galvanised 3m S14 Slotted Channel
MK-MS2125PG6	MK 41mm x 21mm x 2.5mm pre galvanised 6m Channel
MK-MS2125PG6C2	MK 41mm x 21mm x 2.5mm pre galvanised 6m Channel - Back to Back
MK-MS2125PG6S11	MK 41mm x 21mm x 2.5mm pre galvanised 6m S11 Slotted Channel
MK-MS2125PG6S14	MK 41mm x 21mm x 2.5mm pre galvanised 6m S14 Slotted Channel

* Finish: Hot dip galvanised (HDG) as standard, stainless steel grade 316 = SS

Metal Framing

CHANNEL



Part No.	Description
MK-MS4115PG3	MK 41mm x 41mm x 1.5mm pre galvanised 3m Channel
MK-MS4115PG3S11	MK 41mm x 41mm x 1.5mm pre galvanised 3m S11 Slotted Channel
MK-MS4115PG3S14	MK 41mm x 41mm x 1.5mm pre galvanised 3m S14 Slotted Channel
MK-MS4115PG6	MK 41mm x 41mm x 1.5mm pre galvanised 6m Channel
MK-MS4115PG6S11	MK 41mm x 41mm x 1.5mm pre galvanised 6m S11 Slotted Channel
MK-MS4115PG6S14	MK 41mm x 41mm x 1.5mm pre galvanised 6m S14 Slotted Channel

* Finish: Hot dip galvanised (HDG) as standard, stainless steel grade 316 = SS

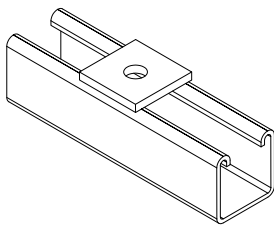


Part No.	Description
MK-MS4125PG3	MK 41mm x 41mm x 2.5mm pre galvanised 3m Channel
MK-MS4125PG3C2	MK 41mm x 41mm x 2.5mm pre galvanised 3m Channel - Back to Back
MK-MS4125PG3S11	MK 41mm x 41mm x 2.5mm pre galvanised 3m S11 Slotted Channel
MK-MS4125PG3S14	MK 41mm x 41mm x 2.5mm pre galvanised 3m S14 Slotted Channel
MK-MS4125PG6	MK 41mm x 41mm x 2.5mm pre galvanised 6m Channel
MK-MS4125PG6C2	MK 41mm x 41mm x 2.5mm pre galvanised 6m Channel - Back to Back
MK-MS4125PG6S11	MK 41mm x 41mm x 2.5mm pre galvanised 6m S11 Slotted Channel
MK-MS4125PG6S14	MK 41mm x 41mm x 2.5mm pre galvanised 6m S14 Slotted Channel

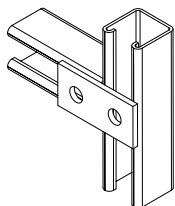
* Finish: Hot dip galvanised (HDG) as standard, stainless steel grade 316 = SS

FLAT PLATE BRACKETS

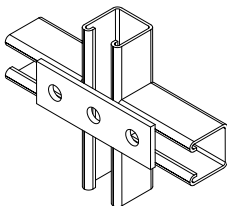
All brackets are 6mm thick mild steel hot dip galvanised after fabrication with 14mm diameter holes for M12 hex. head screws as standard. Finish : post hot dip galvanised as standard, stainless steel grade 316, suffix SS



Part No.	Description
MK-MSF501/06	Square plate washer (M08 hole) bracket hot dip galvanised
MK-MSF501/08	Square plate washer (M10 hole) bracket hot dip galvanised
MK-MSF501/10	Square plate washer (M12 hole) bracket hot dip galvanised
MK-MSF501/12	Square plate washer (M14 hole) bracket hot dip galvanised

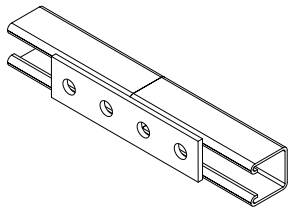


Part No.	Description
MK-MSF502	2 hole flat plate bracket hot dip galvanised

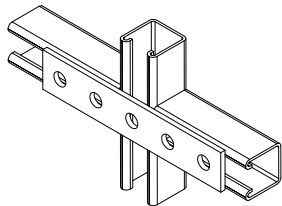


Part No.	Description
MK-MSF503	3 hole flat plate bracket hot dip galvanised

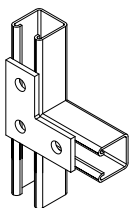
FLAT PLATE BRACKETS



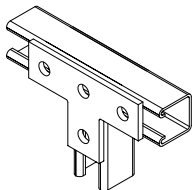
Part No.	Description
MK-MSF504	4 hole flat plate bracket hot dip galvanised



Part No.	Description
MK-MSF505	5 hole flat plate bracket hot dip galvanised



Part No.	Description
MK-MSF506	L bracket 3 hole hot dip galvanised

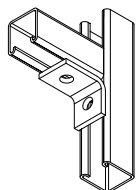


Part No.	Description
MK-MSF507	Tee bracket 4 hole hot dip galvanised



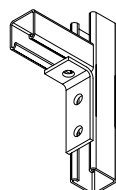
Part No.	Description
MK-MSF509	Flat delta plate bracket 4 hole hot dip galvanised

ANGLE BRACKETS



All brackets are 6mm thick mild steel hot dip galvanised after fabrication with 14mm diameter holes for M12 hex. head screws as standard. Finish : post hot dip galvanised as standard, stainless steel grade 316, suffix SS

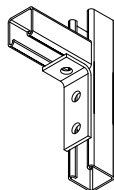
Part No.	Description
MK-MSA600	90 deg. bracket 2 hole hot dip galvanised



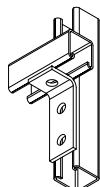
Part No.	Description
MK-MSA601	90 deg. bracket 2 hole hot dip galvanised

Metal Framing

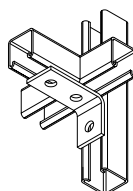
ANGLE BRACKETS



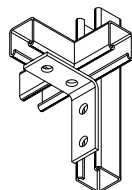
Part No.	Description
MK-MSA602	90 deg. bracket 3 hole hot dip galvanised



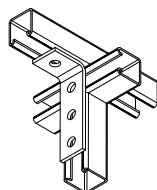
Part No.	Description
MK-MSA603	90 deg. bracket 3 hole hot dip galvanised



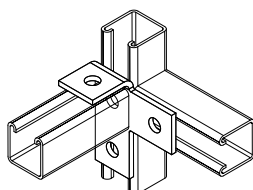
Part No.	Description
MK-MSA604	90 deg. bracket 3 hole hot dip galvanised



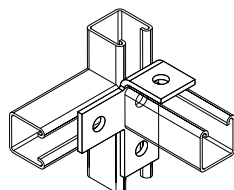
Part No.	Description
MK-MSA605	90 deg. bracket 4 hole hot dip galvanised



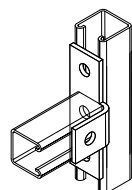
Part No.	Description
MK-MSA606	90 deg. bracket 4 hole hot dip galvanised



Part No.	Description
MK-MSA607	90 deg. bracket left hand 4 hole hot dip galvanised

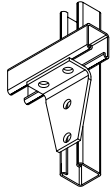


Part No.	Description
MK-MSA608	90 deg. bracket right hand 4 hole hot dip galvanised

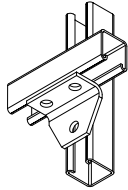


Part No.	Description
MK-MSA609	90 deg. Tee bracket 4 hole hot dip galvanised

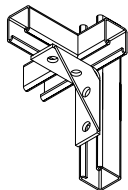
ANGLE BRACKETS



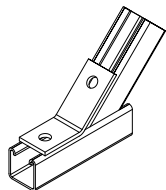
Part No.	Description
MK-MSA610	90 deg. delta Large bracket 4 hole hot dip galvanised



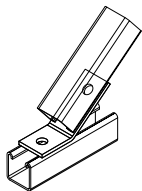
Part No.	Description
MK-MSA611	90 deg. delta Small bracket 3 hole hot dip galvanised



Part No.	Description
MK-MSA612	Welded angle bracket 4 hole hot dip galvanised

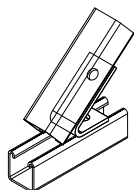


Part No.	Description
MK-MSA614	Obtuse angle bracket Small hot dip galvanised



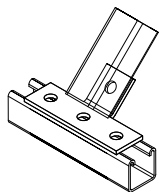
Part No.	Description
MK-MSA615	Obtuse angle bracket Large hot dip galvanised

* Specify angle required, see page 56.



Part No.	Description
MK-MSA616	Acute angle bracket hot dip galvanised

* Specify angle required, see page 56.

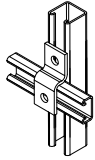


Part No.	Description
MK-MSA617	Obtuse angle Tee bracket hot dip galvanised

Metal Framing

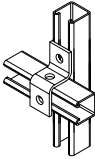
Metal Framing

ZED BRACKETS

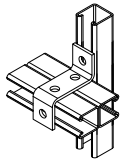


All brackets are 6mm thick mild steel hot dip galvanised after fabrication with 14mm diameter holes for M12 hex. head screws as standard. Alternative finishes on request.

Part No.	Description
MK-MSZ700	Shallow zed bracket hot dip galvanised

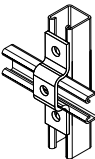


Part No.	Description
MK-MSZ701	Single zed bracket hot dip galvanised



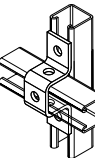
Part No.	Description
MK-MSZ702	Double zed bracket hot dip galvanised

U BRACKETS

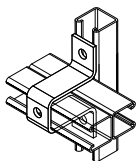


All brackets are 6mm thick mild steel hot dip galvanised after fabrication with 14mm diameter holes for M12 hex. head screws as standard. Alternative finishes on request.

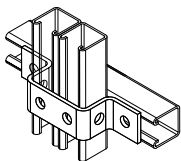
Part No.	Description
MK-MSU800	Half (21) channel top hat bracket hot dip galvanised



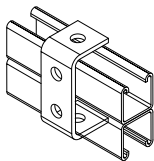
Part No.	Description
MK-MSU801	Single (41) channel top hat bracket hot dip galvanised



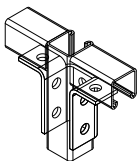
Part No.	Description
MK-MSU802	Double (82 or C2) channel top hat bracket hot dip galvanised



Part No.	Description
MK-MSU803	Double wide top hat bracket hot dip galvanised

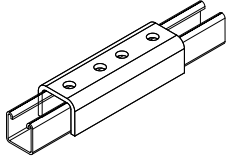


Part No.	Description
MK-MSU804	Double channel bracket hot dip galvanised

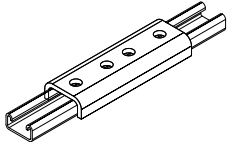


Part No.	Description
MK-MSU805	Channel Tee bracket hot dip galvanised

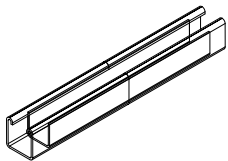
U BRACKETS




Part No.	Description
MK-MSU806	External connector deep (41) bracket hot dip galvanised



Part No.	Description
MK-MSU807	External connector shallow (21) bracket hot dip galvanised

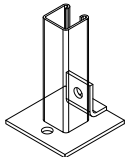


Part No.	Description
MK-MSU808	Internal connector deep (41) bracket hot dip galvanised

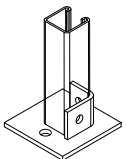


Part No.	Description
MK-MSU809	Internal connector shallow (21) bracket hot dip galvanised

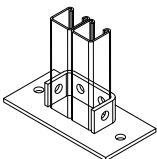
BASE PLATES



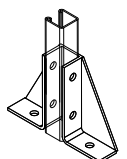
Part No.	Description
MK-MBP304	Single fix base plate bracket hot dip galvanised



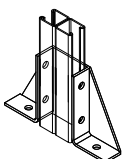
Part No.	Description
MK-MBP305	Double fix base plate bracket hot dip galvanised



Part No.	Description
MK-MBP306	Double channel base plate bracket hot dip galvanised



Part No.	Description
MK-MBP307	Single delta plate bracket hot dip galvanised

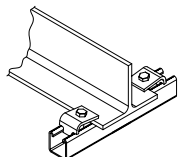


Part No.	Description
MK-MBP308	Double delta plate bracket hot dip galvanised

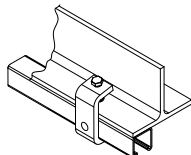
Metal Framing

BEAM CLAMPS

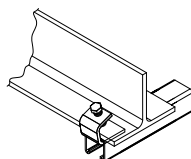
Beam Clamps are recommended to be used in pairs. Screw/Bolts not included with beam clamps.



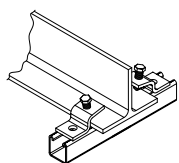
Part No.	Description
MK-MBC400	Beam clamp hot dip galvanised



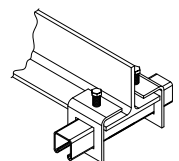
Part No.	Description
MK-MBC401CP	Beam clamp tapped M10 hot dip galvanised+ cone point



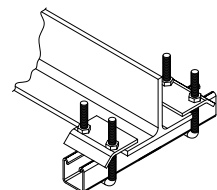
Part No.	Description
MK-MBC402CP	Beam clamp tapped M10 hot dip galvanised+ cone point



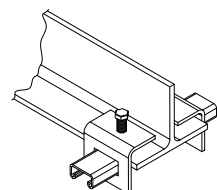
Part No.	Description
MK-MBC403CP	Beam clamp Z type tapped M10 hot dip galvanised+ cone point



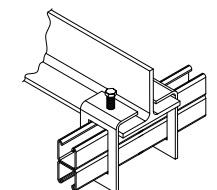
Part No.	Description
MK-MBC404CP	Window bracket deep (41) hot dip galvanised + cone point



Part No.	Description
MK-MBC405X65	Beam clamp hot dip galvanised+ M10 Sq <U> bolt + nuts
MK-MBC405X110	Beam clamp hot dip galvanised+ M10 Sq <U> bolt + nuts
MK-MBC405X150	Beam clamp hot dip galvanised+ M10 Sq <U> bolt + nuts



Part No.	Description
MK-MBC407CP	Window bracket shallow (21) hot dip galvanised + cone pt



Part No.	Description
MK-MBC408CP	Window bracket double (82) hot dip galvanised + cone pt

CANTILEVER ARMS

All cantilever arms are mild steel and hot dip galvanised with 14mm diameter holes for M12 hex. head screws as standard. Stainless steel grade 316 is also available, add suffix "SS" to the part no.



Part No.	Description
MK-MS150A	2 hole flat plate cantilever arm 150mm hot dip galvanised
MK-MS300A	2 hole flat plate cantilever arm 300mm hot dip galvanised
MK-MS450A	2 hole flat plate cantilever arm 450mm hot dip galvanised
MK-MS600A	2 hole flat plate cantilever arm 600mm hot dip galvanised
MK-MS750A	2 hole flat plate cantilever arm 750mm hot dip galvanised



Part No.	Description
MK-MS150B	1 hole + 1 nib plate cantilever arm 150mm hot dip galvanised
MK-MS300B	1 hole + 1 nib plate cantilever arm 300mm hot dip galvanised
MK-MS450B	1 hole + 1 nib plate cantilever arm 450mm hot dip galvanised
MK-MS600B	1 hole + 1 nib plate cantilever arm 600mm hot dip galvanised
MK-MS750B	1 hole + 1 nib plate cantilever arm 750mm hot dip galvanised



Part No.	Description
MK-MS150C	2 hole + 2 nib plate cantilever arm 150mm hot dip galvanised
MK-MS300C	2 hole + 2 nib plate cantilever arm 300mm hot dip galvanised
MK-MS450C	2 hole + 2 nib plate cantilever arm 450mm hot dip galvanised
MK-MS600C	2 hole + 2 nib plate cantilever arm 600mm hot dip galvanised
MK-MS750C	2 hole + 2 nib plate cantilever arm 750mm hot dip galvanised



Part No.	Description
MK-MS150D	2 hole + 2 nib plate C2 cantilever arm 150mm hot dip galvanised
MK-MS300D	2 hole + 2 nib plate C2 cantilever arm 300mm hot dip galvanised
MK-MS450D	2 hole + 2 nib plate C2 cantilever arm 450mm hot dip galvanised
MK-MS600D	2 hole + 2 nib plate C2 cantilever arm 600mm hot dip galvanised
MK-MS750D	2 hole + 2 nib plate C2 cantilever arm 750mm hot dip galvanised

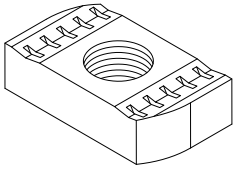


Part No.	Description
MK-MS150E	2 hole flat plate C2 cantilever arm 150mm hot dip galvanised
MK-MS300E	2 hole flat plate C2 cantilever arm 300mm hot dip galvanised
MK-MS450E	2 hole flat plate C2 cantilever arm 450mm hot dip galvanised
MK-MS600E	2 hole flat plate C2 cantilever arm 600mm hot dip galvanised
MK-MS750E	2 hole flat plate C2 cantilever arm 750mm hot dip galvanised

Metal Framing



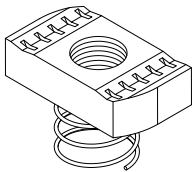
PLAIN CHANNEL NUTS



Part No.	Description
MK-MPN06	M06 plain channel nuts - no spring - Bright Zinc Plated
MK-MPN08	M08 plain channel nuts - no spring - Bright Zinc Plated
MK-MPN10	M10 plain channel nuts - no spring - Bright Zinc Plated
MK-MPN12	M12 plain channel nuts - no spring - Bright Zinc Plated

43A Steel : Bright Zinc plated as standard
Stainless steel grade 316 also available. Add suffix "SS".

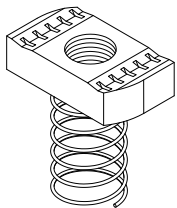
SHORT SPRING CHANNEL



Part No.	Description
MK-MSN06	M06 short spring channel nut - Bright Zinc Plated
MK-MSN08	M08 short spring channel nut - Bright Zinc Plated
MK-MSN10	M10 short spring channel nut - Bright Zinc Plated
MK-MSN12	M12 short spring channel nut - Bright Zinc Plated

43A Steel : Bright Zinc plated as standard
Stainless steel grade 316 also available. Add suffix "SS".

LONG SPRING CHANNEL



Part No.	Description
MK-MLN06	M06 long spring channel nut - Bright Zinc Plated
MK-MLN08	M08 long spring channel nut - Bright Zinc Plated
MK-MLN10	M10 long spring channel nut - Bright Zinc Plated
MK-MLN12	M12 long spring channel nut - Bright Zinc Plated

43A Steel : Bright Zinc plated as standard
Stainless steel grade 316 also available. Add suffix "SS".

PLASTICS - PVC END CAPS & CLOSURE STRIP



Part No.	Description
MK-PVC41B	PVC end caps (41) Black
MK-PVC41W	PVC end caps (41) White
MK-PVC21B	PVC end caps (21) Black
MK-PVC21W	PVC end caps (21) White
MK-MS41CLW3	PVC closure strip 3 mtrs long White
MK-MS41CLB3	PVC closure strip 3 mtrs long Black
MK-MS41CLS3	PVC closure strip 3 mtrs Pregalvanised steel

FASTENERS HEXAGON HEAD SET & SCREWS

* Supplied in packs of 100



Part No.	Description
MK-M06X12HS	M6 x 12 Hexagon head set screws - Bright Zinc Plated
MK-M06X16HS	M6 x 16 Hexagon head set screws - Bright Zinc Plated
MK-M06X20HS	M6 x 20 Hexagon head set screws - Bright Zinc Plated
MK-M06X25HS	M6 x 25 Hexagon head set screws - Bright Zinc Plated
MK-M06X30HS	M6 x 30 Hexagon head set screws - Bright Zinc Plated
MK-M08X20HS	M8 x 20 Hexagon head set screws - Bright Zinc Plated
MK-M08X25HS	M8 x 25 Hexagon head set screws - Bright Zinc Plated
MK-M08X30HS	M8 x 30 Hexagon head set screws - Bright Zinc Plated
MK-M08X35HS	M8 x 35 Hexagon head set screws - Bright Zinc Plated
MK-M10X20HS	M10 x 20 Hexagon head set screws - Bright Zinc Plated
MK-M10X25HS	M10 x 25 Hexagon head set screws - Bright Zinc Plated
MK-M10X30HS	M10 x 30 Hexagon head set screws - Bright Zinc Plated
MK-M10X35HS	M10 x 35 Hexagon head set screws - Bright Zinc Plated
MK-M10X40HS	M10 x 40 Hexagon head set screws - Bright Zinc Plated
MK-M10X45HS	M10 x 45 Hexagon head set screws - Bright Zinc Plated
MK-M10X50HS	M10 x 50 Hexagon head set screws - Bright Zinc Plated
MK-M10X55HS	M10 x 55 Hexagon head set screws - Bright Zinc Plated
MK-M12X30HS	M12 x 30 Hexagon head set screws - Bright Zinc Plated
MK-M12X35HS	M12 x 35 Hexagon head set screws - Bright Zinc Plated
MK-M12X40HS	M12 x 40 Hexagon head set screws - Bright Zinc Plated
MK-M12X50HS	M12 x 50 Hexagon head set screws - Bright Zinc Plated
MK-M12X55HS	M12 x 55 Hexagon head set screws - Bright Zinc Plated
MK-M12X60HS	M12 x 60 Hexagon head set screws - Bright Zinc Plated

CONE POINT SET SCREWS



Part No.	Description
MK-M10X40CP	M10 x 40 Cone points - Bright Zinc Plated

EYE BOLT



Part No.	Description
MK-M06X80EB	M6 x 80 Eye bolts - Bright Zinc Plated
MK-M08X80EB	M8 x 80 Eye bolts - Bright Zinc Plated
MK-M10X80EB	M10 x 80 Eye bolts - Bright Zinc Plated
MK-M12X80EB	M12 x 80 Eye bolts - Bright Zinc Plated

Metal Framing

ROOFING BOLTS & NUTS



Part No.	Description
MK-M06X12RB	M6 x 12 Roofing bolts & nuts - Bright Zinc Plated
MK-M06X16RB	M6 x 16 Roofing bolts & nuts - Bright Zinc Plated
MK-M06X20RB	M6 x 20 Roofing bolts & nuts - Bright Zinc Plated
MK-M08X12RB	M8 x 12 Roofing bolts & nuts - Bright Zinc Plated
MK-M08X20RB	M8 x 20 Roofing bolts & nuts - Bright Zinc Plated

NON DRILL ANCHORS



Part No.	Description
MK-M06NDA	M6 Non drill anchors - Bright Zinc Plated
MK-M08NDA	M8 Non drill anchors - Bright Zinc Plated
MK-M10NDA	M10 Non drill anchors - Bright Zinc Plated
MK-M12NDA	M12 Non drill anchors - Bright Zinc Plated

HEXAGON NUTS



Part No.	Description
MK-M06HN	M6 Hexagon Nut - Bright Zinc Plated
MK-M08HN	M8 Hexagon Nut - Bright Zinc Plated
MK-M10HN	M10 Hexagon Nut - Bright Zinc Plated
MK-M12HN	M12 Hexagon Nut - Bright Zinc Plated

FLAT WASHER



Part No.	Description
MK-M06FW	M6 Flat Washer - Bright Zinc Plated
MK-M08FW	M8 Flat Washer - Bright Zinc Plated
MK-M10FW	M10 Flat Washer - Bright Zinc Plated
MK-M12FW	M12 Flat Washer - Bright Zinc Plated

PENNY WASHER



Part No.	Description
MK-M06PW	M6 Penny washers - Bright Zinc Plated
MK-M08PW	M8 Penny washers - Bright Zinc Plated
MK-M10PW	M10 Penny washers - Bright Zinc Plated

LOCK WASHERS



Part No.	Description
MK-M06LW	M6 Lock washers - Bright Zinc Plated
MK-M08LW	M8 Lock washers - Bright Zinc Plated
MK-M10LW	M10 Lock washers - Bright Zinc Plated
MK-M12LW	M12 Lock washers - Bright Zinc Plated

WEDGE NUTS



Part No.	Description
MK-M06WN	M6 Wedge nuts - Bright Zinc Plated
MK-M08WN	M8 Wedge nuts - Bright Zinc Plated
MK-M10WN	M10 Wedge nuts - Bright Zinc Plated

FLANGE CLAMPS



Part No.	Description
MK-M10FC	M10 Flange clamps - Bright Zinc Plated
MK-M12FC	M12 Flange clamps - Bright Zinc Plated

PURLIN 'D' CLIP



Part No.	Description
MK-M10PC	M10 Purlin clip D type - Bright Zinc Plated

ROD CONNECTORS



Part No.	Description
MK-M06RC	M6 Rod connectors - Bright Zinc Plated
MK-M08RC	M8 Rod connectors - Bright Zinc Plated
MK-M10RC	M10 Rod connectors - Bright Zinc Plated
MK-M12RC	M12 Rod connectors - Bright Zinc Plated

THREADED ROD



Part No.	Description
MK-M06X3TR	M6 Threaded Rod - Bright Zinc Plated x 3m
MK-M08X3TR	M8 Threaded Rod - Bright Zinc Plated x 3m
MK-M10X3TR	M10 Threaded Rod - Bright Zinc Plated x 3m
MK-M12X3TR	M12 Threaded Rod - Bright Zinc Plated x 3m

Cable Tray

MK Cable Tray Systems generally conform to BS EN 61537: 2007 - Cable management - Cable tray systems and cable ladder systems. Information relating to compliance is detailed / highlighted within the following sections of the standard:

6 Classification

6.1 According to material

6.1.1 MK cable tray systems are metallic system components

6.2 According to resistance to flame propagation

6.2.2 MK cable tray systems are non-flame propagating system components

6.3 According to electrical continuity characteristics

6.3.2 MK cable tray systems have electrical continuity characteristics

6.4 According to electrical conductivity

6.4.1 MK cable tray systems are electrically conductive system components

6.5 According to resistance against corrosion

6.5.2 MK cable tray systems are made of steel with metallic finishes or stainless steel

Resistance to corrosion is classified according to (Table 1 and follow the relevant specification in Table 8, with compliance according to Table 7).

Table 1 - classification for resistance against corrosion

Class	Reference - material and finish
0 (a)	None
1	Electroplated to a minimum thickness of 5 μm
2	Electroplated to a minimum thickness of 12 μm
3	Pre - galvanised to grade 275 to EN 10327 and EN 10326
4	Pre - galvanised to grade 350 to EN 10327 and EN 10326
5	Post - galvanised to a zinc mean coating thickness (minimum) of 45 μm according to ISO 1461 for zinc thickness only
6	Post - galvanised to a zinc mean coating thickness (minimum) of 55 μm according to ISO 1461 for zinc thickness only
7	Post - galvanised to a zinc mean coating thickness (minimum) of 70 μm according to ISO 1461 for zinc thickness only
8	Post - galvanised to a zinc mean coating thickness (minimum) of 85 μm according to ISO 1461 for zinc thickness only
9A	Stainless steel manufactured to ASTM: A 240/A 240M - 95a designation S30400 or EN 10088 grade 1 - 4301 without a post treatment (b)
9B	Stainless steel manufactured to ASTM: A 240/A 240M - 95a designation S31603 or EN 10088 grade 1 - 4404 without a post treatment (b)
9C	Stainless steel manufactured to ASTM: A 240/A 240M - 95a designation S30400 or EN 10088 grade 1 - 4301 with a post treatment (b)
9D	Stainless steel manufactured to ASTM: A 240/A 240M - 95a designation S31603 or EN 10088 grade 1 - 4404 with a post treatment (b)
(a)	For materials which have no declared corrosion resistance classification
(b)	The post-treatment process is used to improve the protection against crevice crack corrosion and the contamination by other steels

Table 7 - System component compliance and classification for resistance against corrosion

System component Material and finishes	Classification according to	Compliance	Subclause for compliance check
Non - metallic	6.5.1	Declaration	14.2.1
Reference - zinc coating as in Table 1.	6.5.2 Table 1 classes 1 to 8	Declaration or measurement	14.2.2
Non - referenced zinc coating	6.5.2 Table 1 classes 1 to 8	By neutral salt spray test NSS	14.2.3
Reference - stainless steel as in Table 1.	6.5.2 Table 1 Class 9A to 9D	Declaration	14.2.2
Non-referenced stainless steel	Not classified	Declaration	None
Other metallic coatings	6.5.2 Table 1 Column 1 classe 1 to 8	By neutral salt spray test NSS	14.2.3
Aluminium alloys or other metals	6.5.3 Under consideration	Under consideration	14.2.4
Organic coatings	6.5.4 Under consideration	Under consideration	14.2.5

Table 8 - Zinc coating thickness of reference materials

Class	Minimum Thickness μm	Minimum coating thickness as given in EN 10327 or EN 10326 μm	Mean coating thickness (minimum) to ISO1461 μm
0 (a)	-	-	-
1	5	-	-
2	12	-	-
3	-	15	-
4	-	19	-
5	-	-	45
6	-	-	55
7	-	-	70
8	-	-	85
(a)	As declared by the manufacturer or responsible vendor		

6.6 According to temperature

6.6.1 Minimum temperature for the system components is given in Table 2.

6.6.2 Maximum temperature for the system components is given in Table 3.

Table 2 - Minimum temperature classification

Minimum transport, storage installation and application temperature °C
+5
- 5
- 15
- 20
- 40
- 50

Table 3 - Maximum temperature classification

Maximum transport, storage installation and application temperature °C
+40
+60
+90
+105
+120
+150

6.7 According to the free base area of the cable tray lengths as given in Table 4.

Table 4 - Perforation base classification

Classification	Perforation in the base area
A	Up to 2%
B	Over 2% and up to 15%
C	Over 15% and up to 30%
D	More than 30%

Note: Classification D relates to IEC 60364 - 5 - 52 Subclause A.52.6.2 second paragraph

6.9 According to impact resistance

6.9.4 System component offering impact resistance up to 20 J (as verified by testing in accordance with 10.9 Test for impact resistance)

7 Marking and documentation

7.1 Each system component is marked by a label. Labels used fully comply with the rubbing test. Boxed items are labelled on the packaging.

8 Dimensions

Key cross sectional dimensions for straight cable trays

Part No.	External depth mm	Internal depth mm	External width mm	Internal width mm (Internal)	X-sectional area mm ²	Gauge mm
CTSL12/0050#	12	11.1	50	48.2	535	0.9
CTSL12/0075#	12	11.1	75	73.2	813	0.9
CTSL12/0100#	12	11.1	100	98.2	1090	0.9
CTSL12/0150#	12	11.1	150	148.2	1645	0.9
CTSL12/0225#	12	11.1	225	223.2	2478	0.9
CTSL18/0300#	18	16.8	300	297.6	5000	1.2
CTSL25/0050#	25	24.3	50	48.6	1181	0.7
CTSL25/0075#	25	24.3	75	73.6	1788	0.7
CTSL25/0100#	25	24.3	100	98.6	2396	0.7
CTSL25/0150#	25	24.1	150	148.2	3572	0.9
CTSL25/0225#	25	24.1	225	223.2	5379	0.9
CTSL25/0300#	25	24.0	300	298.0	7152	1.0
CTSL25/0450#	25	23.8	450	447.6	10653	1.2
CTSL25/0600#	25	23.8	600	597.6	14223	1.2
CTSL50/0075#	50	49.2	75	73.4	3611	0.8
CTSL50/0100#	50	49.2	100	98.4	4841	0.8
CTSL50/0150#	50	49.1	150	148.2	7277	0.9
CTSL50/0225#	50	48.8	225	222.6	10863	1.2
CTSL50/0300#	50	48.8	300	297.6	14523	1.2
CTSL50/0450#	50	48.5	450	447.0	21680	1.5
CTSL50/0600#	50	48.5	600	597.0	28955	1.5
CTSL50/0750#	50	48.0	750	746.0	35808	2.0
CTSL50/0900#	50	48.0	900	896.0	43008	2.0

Minimum internal radius of fittings

Minimal internal radius of fittings available for the accommodation of cables is 125mm.

9 Construction

9.1 Surfaces of system components which are likely to come into contact with cables during installation are inspected to ensure they shall not cause damage to the cables when installed correctly.

9.2 As with all metallic system components, care should be exercised that handling is in accordance with the relative COSHH regulations and gloves should be worn.

9.3 Screwed connections have been designed to withstand the mechanical stresses occurring during installations and normal use and will not cause damage to cables when correctly inserted. Screwed connections are in general ISO metric threads fully compliant to test in accordance with 9.3.1 and 9.3.2 of the standard. MK cable tray systems are usually assembled using M6 roofing bolts particularly for couplers, fishplates and connection to supporting framework. These bolts should be tightened to a torque of 12N/m.

10 Mechanical properties

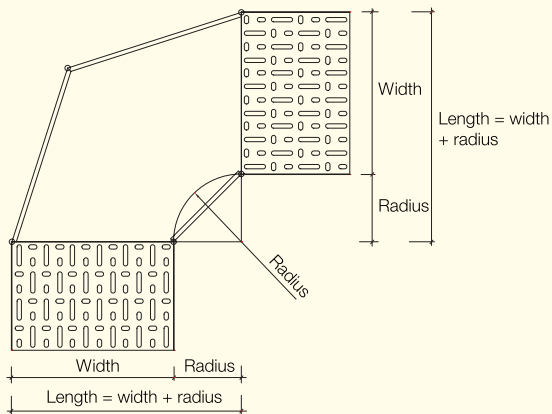
Cable tray lengths have been tested generally in accordance with the standard under 10.2 and 10.3 for verification of the loading graphs. It should be noted that independent testing has been carried out to verify the structural performance of the cable trays at the minimum and maximum temperature classifications for test conditions under 10.2.2.

All accessories eg bends, tees etc should be directly supported by a suitable support device or devices at appropriate positions.

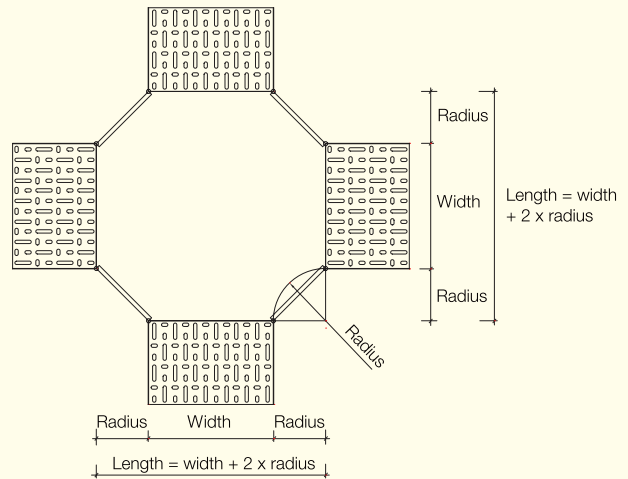
Cable Tray

Cable tray – accessory foot print
Standard radius is 125mm

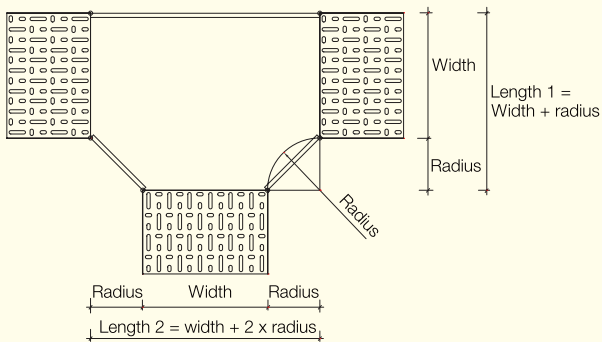
90° flat bend



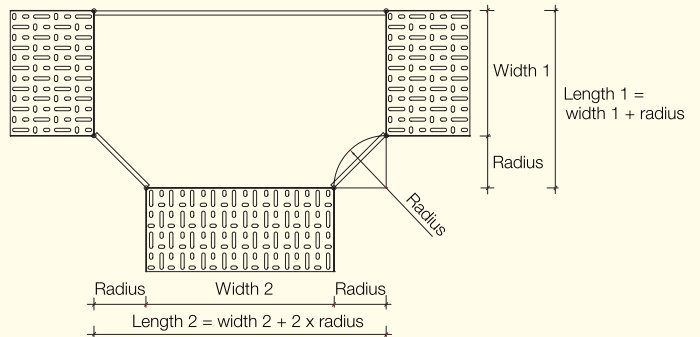
Crossover



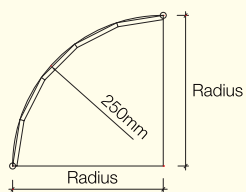
Equal tee



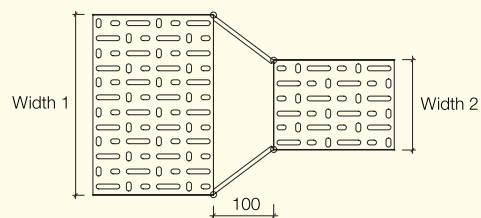
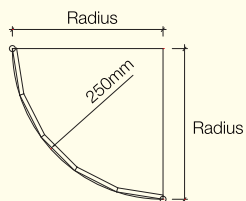
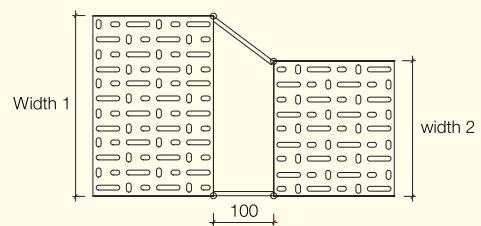
Unequal tee



90° riser



Straight or right / left hand reducer



Footprints are identical for all ranges

MK Cable Ladder Systems generally conform to BS EN 61537 : 2007 Cable management - cable tray systems and cable ladder systems

Information relating to compliance is detailed/highlighted within the following sections of the standard :

6 Classification

6.1 According to material

6.1.1 MK cable ladder systems are metallic system components

6.2 According to resistance to flame propagation

6.2.2 MK cable ladder systems are non-flame propagating system components

6.3 According to electrical continuity characteristics

6.3.2 MK cable ladder systems have electrical continuity characteristics

6.4 According to electrical conductivity

6.4.1 MK cable ladder systems are electrically conductive system components

6.5 According to resistance against corrosion

6.5.2 MK cable ladder systems are made of steel with metallic finishes or stainless steel

Resistance to corrosion is classified according to (Table 1 and follow the relevant specification in Table 8, with compliance according to Table 7).

Table 1 - classification for resistance against corrosion

Class	Reference - material and finish
0 (a)	None
1	Electroplated to a minimum thickness of 5 µm
2	Electroplated to a minimum thickness of 12 µm
3	Pre - galvanised to grade 275 to EN 10327 and EN 10326
4	Pre - galvanised to grade 350 to EN 10327 and EN 10326
5	Post - galvanised to a zinc mean coating thickness (minimum) of 45 µm according to ISO 1461 for zinc thickness only
6	Post - galvanised to a zinc mean coating thickness (minimum) of 55 µm according to ISO 1461 for zinc thickness only
7	Post - galvanised to a zinc mean coating thickness (minimum) of 70 µm according to ISO 1461 for zinc thickness only
8	Post - galvanised to a zinc mean coating thickness (minimum) of 85 µm according to ISO 1461 for zinc thickness only
9A	Stainless steel manufactured to ASTM: A 240/A 240M - 95a designation S30400 or EN 10088 grade 1 - 4301 without a post treatment (b)
9B	Stainless steel manufactured to ASTM: A 240/A 240M - 95a designation S31603 or EN 10088 grade 1 - 4404 without a post treatment (b)
9C	Stainless steel manufactured to ASTM: A 240/A 240M - 95a designation S30400 or EN 10088 grade 1 - 4301 with a post treatment (b)
9D	Stainless steel manufactured to ASTM: A 240/A 240M - 95a designation S31603 or EN 10088 grade 1 - 4404 with a post treatment (b)
(a)	For materials which have no declared corrosion resistance classification
(b)	The post - treatment process is used to improve the protection against crevice crack corrosion and the contamination by other steels

Table 7 - System component compliance and classification for resistance against corrosion

System component Material and finishes	Classification according to	Compliance	Subclause for compliance check
Non - metallic	6.5.1	Declaration	14.2.1
Reference - zinc coating as in Table 1.	6.5.2 Table 1 classes 1 to 8	Declaration or measurement	14.2.2
Non - referenced zinc coating	6.5.2 Table 1 classes 1 to 8	By neutral salt spray test NSS	14.2.3
Reference - stainless steel as in Table 1.	6.5.2 Table 1 Class 9A to 9D	Declaration	14.2.2
Non-referenced stainless steel	Not classified	Declaration	None
Other metallic coatings	6.5.2 Table 1 Column 1 classes 1 to 8	By neutral salt spray test NSS	14.2.3
Aluminium alloys or other metals	6.5.3 Under consideration	Under consideration	14.2.4
Organic coatings	6.5.4 Under consideration	Under consideration	14.2.5

Table 8 - Zinc coating thickness of reference materials

Class	Minimum thickness µm	Minimum coating thickness as given in EN 10327 or EN 10326 µm	Mean coating thickness (minimum) to ISO 1461 µm
0 (a)	-	-	-
1	5	-	-
2	12	-	-
3	-	15	-
4	-	19	-
5	-	-	45
6	-	-	55
7	-	-	70
8	-	-	85

(a) As declared by the manufacturer or responsible vendor

Cable Ladder

6.6 According to temperature

6.6.1 Minimum temperature for the system components is given in Table 2.

6.6.2 Maximum temperature for the system components is given in Table 3.

Table 2 - Minimum temperature classification

Minimum transport, storage installation and application temperature °C

+5
- 5
- 15
- 20
- 40
- 50

Table 3 - Maximum temperature classification

Maximum transport, storage installation and application temperature °C

+40
+60
+90
+105
+120
+150

6.8 According to the free base area of the cable ladder length as given in Table 5.

Table 5 - Free base area classification

Classification	Perforation in the free base area
X	Up to 80 %
Y	Over 80 % and up to 90 %
Z	More than 90 %

Note Classification Z relates to IEC 60364 - 5 - 52 Subclause A.52.6.2 third paragraph

6.9 According to impact resistance

6.9.1 System component offering impact resistance up to 50 J (as verified by testing in accordance with 10.9 Test for impact resistance)

7 Marking and documentation

7.1 Each system component is marked by a label. Labels used fully comply with the rubbing test. Boxed items are labelled on the packaging.

8 Dimensions

Key cross sectional dimensions for straight cable ladders Minimum internal radius of fittings

Minimal internal radius of fittings available for the accommodation of cables is 300mm.

Part No.	External depth mm	Internal depth mm	External width mm	Internal width mm (Internal)	X-sectional area mm ²
LSL050/0150#	50	31.0	192	150	4650
LSL050/0300#	50	31.0	342	300	9300
LSL050/0450#	50	31.0	492	450	13950
LSL100/0150#	100	70.0	192	150	10500
LSL100/0300#	100	70.0	342	300	21000
LSL100/0450#	100	70.0	492	450	31500
LSL100/0600#	100	70.0	642	600	42000
LSL100/0750#	100	70.0	792	750	52500
LSL100/0900#	100	70.0	942	900	63000
LSL125/0150#	125	95.0	192	150	14250
LSL125/0300#	125	95.0	342	300	28500
LSL125/0450#	125	95.0	492	450	42750
LSL125/0600#	125	95.0	642	600	57000
LSL125/0750#	125	95.0	792	750	71250
LSL125/0900#	125	95.0	942	900	85500
LSL150/0150#	150	120.0	192	150	18000
LSL150/0300#	150	120.0	342	300	36000
LSL150/0450#	150	120.0	492	450	54000
LSL150/0600#	150	120.0	642	600	72000
LSL150/0750#	150	120.0	792	750	90000
LSL150/0900#	150	120.0	942	900	108000

9 Construction

9.1 Surfaces of system components which are likely to come into contact with cables during installation are inspected to ensure they shall not cause damage to the cables when installed correctly.

9.2 As with all metallic system components, care should be exercised that handling is in accordance with the relative COSHH regulations and gloves should be worn.

9.3 Screwed connections have been designed to with stand the mechanical stresses occurring during installations and normal use and will not cause damage to cables when correctly inserted. Screwed connections are in general ISO metric threads fully compliant to test in accordance with 9.3.1 and 9.3.2 of the standard. MK cable ladder systems are usually assembled using M10 cup square bolts and hex nuts with lock washers for couplers etc tightened to a torque of 45N/m. Other connections require M10 hex bolts for clamps etc tightened to a torque of 25N/m.

10 Mechanical properties

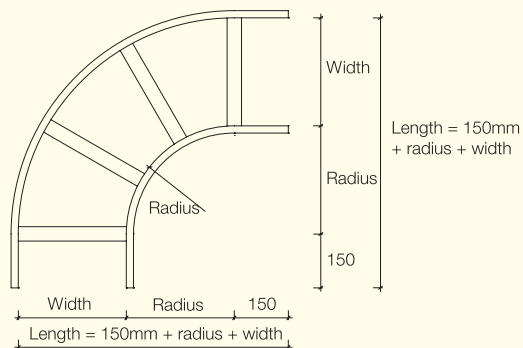
Cable ladder lengths have been tested generally in accordance with the standard under 10.2 and 10.3 for verification of the loading graphs. It should be noted that independent testing has been carried out to verify the structural performance of the cable ladders at the minimum and maximum temperature classifications for test conditions under 10.2.2.

All accessories eg bends, tees etc should be directly supported by a suitable support device or devices at appropriate positions.

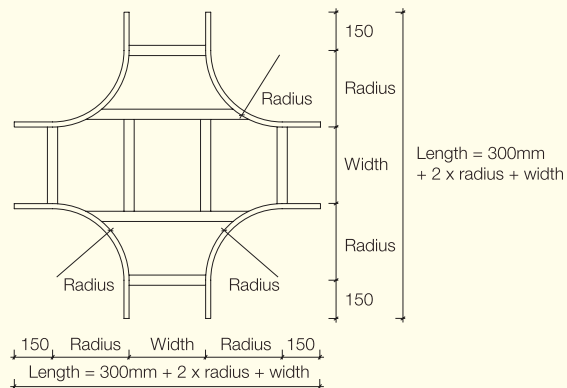
Cable Ladder

Cable ladder – accessory foot print
standard radius is 300mm

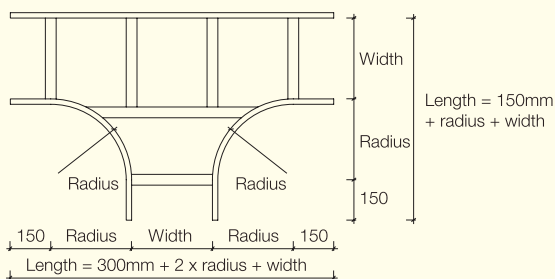
90 Deg flat bend



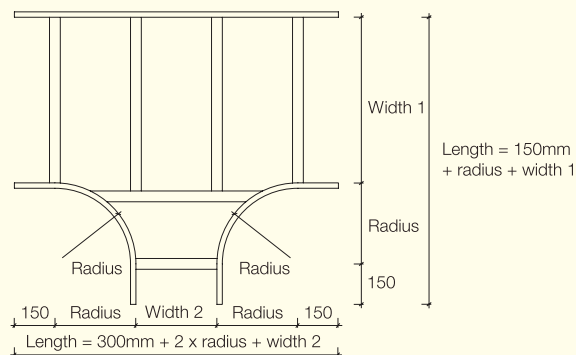
Crossover



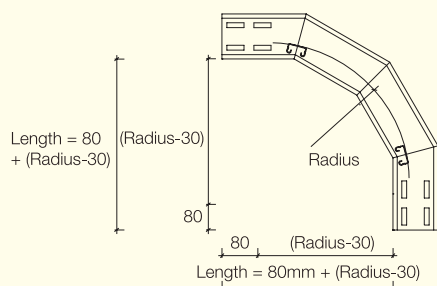
Equal tee



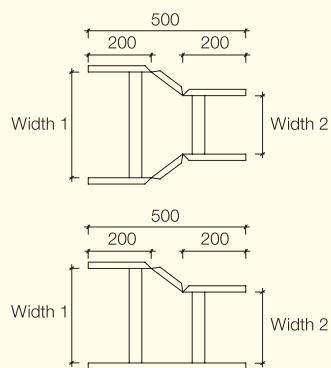
Unequal tee



90 Deg riser



Straight or right/left hand reducer



Footprints are identical for all ranges

Cable Trunking

MK Cable Trunking Systems generally conform to BS EN 500085-1:2005 Cable trunking systems and cable ducting systems for electrical installations-Part 1:General requirements, and BS EN 50085-2-1:2006 Cable trunking systems and cable ducting systems for electrical installations-Part 2-1: Cable trunking systems and cable ducting systems intended for mounting on walls and ceilings.

The above supercedes BS 4678, now withdrawn.

This European Standard specifies requirements and tests for cable trunking systems and cable ducting systems intended for the accomodation, and where necessary, for the electrically protective separation, of insulated conductors, cables and possibly other electrical equipment in electrical and/or communication systems installations. The maximum voltage of these installations is 1000V a.c. and 1500V d.c.

This standard does not apply to conduit systems, cable tray systems, cable ladder systems, power track systems or equipement covered by other standards.

3 Definitions

For the purpose of this European Standard the following definitions apply.

3.1 Cable trunking system

Assembly comprising a trunking length and possibly other system components to provide an enclosure for the accomodaion and laying in of insulated conductors and cables and possibly the accommodation of other electrical equipment.

3.3 System component

Part of the system which includes:

- a) trunking length
- b) trunking fitting
- c) fixing device
- d) apparatus mounting device
- e) system accessory

NB a system does not necessarily include all system components a) to e). Different combinations of system components may be used.

3.4 Trunking length

Main component of a cable trunking system comprising a base with one or more access covers which may be opened or removed.

3.6 Fitting

System component to connect, change direction or termi-

nate trunking lengths.

3.7 Fixing device

System component to secure other system components to the wall, ceiling, floor or other structure.

3.8 Apparatus mounting device

System component to accomodate electrical apparatus, (switches, socket outlets, circuit breakers, telephone outlets, etc.) which can be an integral part of electrical apparatus.

3.9 System accessory

System component which provides a supplementary function.

3.10 Metallic system component System component which consists of metal only.

3.12 Composite system component System component comprising both metallic and non-metallic materials.

4 General requirements

MK Cable trunking systems have been designed and constructed so that, where required, they provide reliable mechanical protection to the insulated conductors, cables and possibly other electrical equipment. Where required the system provides adequate electrical protection.

The system components meet the classifications as detailed/ highlighted in Section 6.

6. Classifications

6.2 According to resistance to impact for installation and application

6.2.3 MK cable trunking systems offer impact resistance of 2J

6.3 According to temperatures as given in Tables 1, 2 & 3

Table 1 – Minimum temperature

Minimum transport and storage temperature °C

- 45
- 25**
- 15
- 5

Table 2 - Minimum temperature

Minimum installation and application temperature °C

- 25**
- 15
- 55
- +5
- +15

Table 3 - Maximum temperature

Maximum application temperature °C

- +60**
- +90
- +105
- +120

6.4 According to resistance to flame propagation

6.4.2 MK cable trunking systems are non flame propagating.

6.5 According to electrical continuity characteristic

6.5.1 MK cable trunking systems have electrical continuity characteristic.

6.6 According to electrical insulating characteristic

6.6.1 MK cable trunking is without electrical insulating characteristic.

6.7 According to degrees of protection provided by enclosure according to EN60529:1991

6.7.1 MK cable trunking is IP30.

6.9 According to system access cover retention

6.9.2 MK cable trunking access cover can only be opened with a tool.

6.10 According to electrically protective separation

6.10.1 MK cable trunking system without internal protective partition.

6.101 According to intended installation positions.

6.101.3.1 Surface mounted on wall.

6.101.3.2 Surface mounted on ceiling.

6.103 According to type.

6.103.2 Type 2 cable trunking system - distribution.

7 Marketing and documentation

7.1 Each system component is marked by label. Labels used fully comply with the rubbing test. Boxed items are labelled on the packaging.

8 Dimensions

There are no dimensions requirements.

9 Construction

9.1 Sharp edges

Surfaces of system components which are likely to come into contact with cables during installation are inspected to ensure they shall not cause damage to the cables when installed correctly.

9.4 Mechanical connections

Screwed connections have been designed to withstand the mechanical stresses occurring during installation and normal use and will not cause damage to cables when correctly inserted. Screwed connections are generally isometric threads fully compliant with test in accordance with 9.4.1 of the standard. Screws intended to be tight-

ened by means of a screwdriver should be to a torque of 2Nm per Table 4 - Torque values for the test of screwed connections.

Mechanical connections intended for re-use other than screwed connections have been tested in accordance with 9.4.2 i.e. fitted and removed 10 times. After the test, there was no damage to impair the further use of the mechanical connection i.e. turnbuckle connectors.

9.6 Equipotential bonding

9.6.1 MK cable trunking systems should not be used for equipotential bonding.

9.7 Access to live parts

9.7.1 MK cable trunking systems are designed that when they are installed correctly as in normal use, live parts are not accessible.

9.7.4 knockouts meet the requirements of EN 61032:1998

9.101 Assembling

MK system components fit correctly generally using integral couplers with plunged and tapped holes.

10 Mechanical properties

MK cable trunking systems have been tested to verify the classifications stated particularly relating to mechanical strength, impact resistance, system access cover retention etc.

15 Electromagnetic compatibility

MK cable trunking systems are in normal use, passive in respect of electromagnetic influences (emission and immunity)

Note: When products covered by this standard are installed as part of a wiring installation, the installation may emit or may be influenced by electromagnetic signals. The degree of influence will depend on the nature of the installation within its operating environment and the apparatus connected by the wiring.



Cable Trunking

Compartmentalised products


For 2 compartments :

Add 'C2' after part number, e.g. TTB/100/100/PG/G90/C2

For 3 compartments :

Add 'C3' after part number, e.g. TTB/100/100/PG/G90/C3

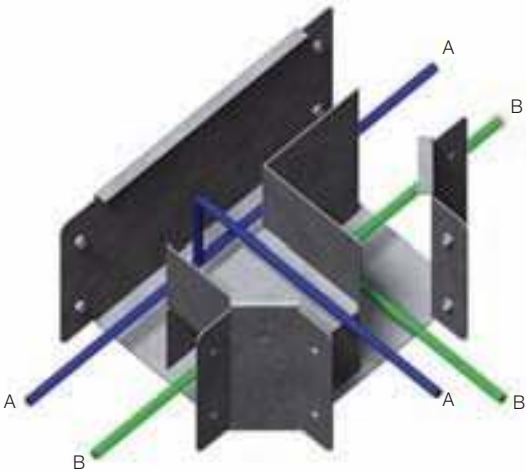
Unless otherwise stated, all compartments will be of equal size.



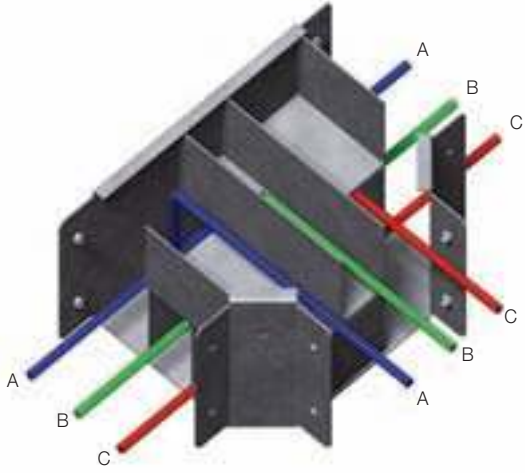
2-compartment (C2)

3-compartment (C3)

Set outs for top lid tees

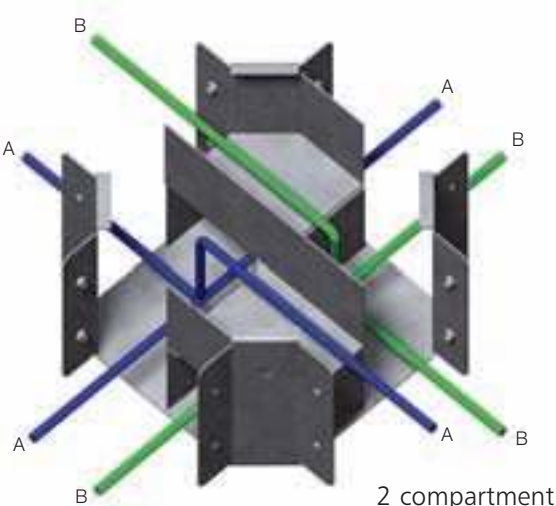


2 compartment

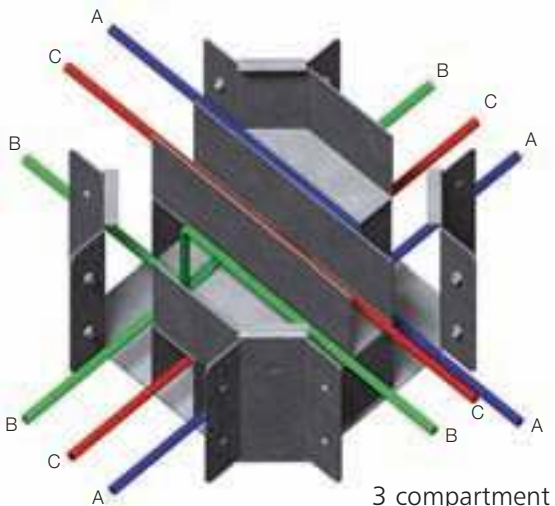


3 compartment

Set outs for crossovers



2 compartment



3 compartment

Cable Trunking

Trunking Capacity Guide

The tables below are computed on a theoretical calculation based on the 16th Edition* of the IEE Wiring Regulations and must be regarded only as a guideline. Care should be taken in selecting adequate trunking sections taking into consideration the number and size of cables involved. It is recommended that the initial design of trunking installations include adequate provision for future wiring. To determine the size of the trunking required, multiply the quantities of each size of conductor and appropriate factor from Table A and compare the total with the capacity unit figure in the appropriate Table B.

Table A - Cable Factors		
Cable Type	CSA	Cable Factor
Power Cables		
PVC Stranded	1.5mm ²	8.6
	2.5mm ²	12.6
	4mm ²	16.6
	6mm ²	21.2
	10mm ²	35.3
	16mm ²	47.8
	25mm ²	73.9
Twin & Earth	2.5mm ²	86
	4mm ²	99
	6mm ²	148
Data Cables		
Cat 5E UTP	5.5mm dia	30.2
Cat 5E STP	6.0mm dia	36
Cat 6 UTP	6.5mm dia	42.2
Cat 6 STP	7.0mm dia	49

Sample calculation

To estimate the total number of cables that can be accommodated with a 150 x 100mm trunking:

Step 1 Pick the factor from Table B corresponding to 150 x 100 = 6527

Step 2 Select the size of the cable that needs to be pulled through the trunking and its corresponding factor from Table A e.g. 4mm² stranded = 16.6

Step 3 No. of cables = Value from (Table B / Table A) e.g. 6527/16.6 = 393 Nos.

TABLE B – Cable Trunking	
Size (mm)	Capacity (mm ²) (45% fill)
50x50	1045
75x50	1577
75x75	2398
100x50	2117
100x75	3219
100x100	4322
150x50	3197
150x75	4862
150x100	6527
150x150	9804
225x50	4695
225x75	7192
225x100	9690
225x150	14685
225x225	22177

MK Cable Trunking complies with BS EN50085-1:2005 and BS EN50085-2-1.

The above table gives the available capacity units on 45% factor, applied to the internal wiring area.

*At the time of going to print, the IEE had yet to publish the 17th Edition Wiring Regulations Guidance Notes and On-site Guide.

Metal Framing

The MK metal framing system comprises of single and combination channels, assembly brackets, channel nuts and fasteners. The integration of these items in their use, forms the basis of the system and as such should be purchased as a complete systems.

The MK metal framing system conforms to BS 6946:1988, the British Standard Specification for metal channel cable support systems for electrical installations.

Independent testing has been carried out to verify the load tables for the various channels and to determine pull out and slip performance of the channel nuts when used as a system.

It is this system integrity that needs to be maintained for all installations to meet site safety requirements.

The material used for the MK channels meets and surpasses the minimum yield strength of 250 N/mm² and brackets have a minimum yield strength of 170 N/mm².

Sectional dimensions

The Standard requires channel sections to meet the dimensional requirements stated when measured not less than 150mm from the end. Twist will not be greater than 2.5 degrees per metre and bow shall not exceed 5mm for

channel 3m in length and 10mm for channel 6m in length, when measured at the centre of the length

Safe working slip and pull-out loads

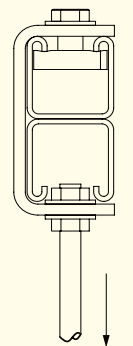
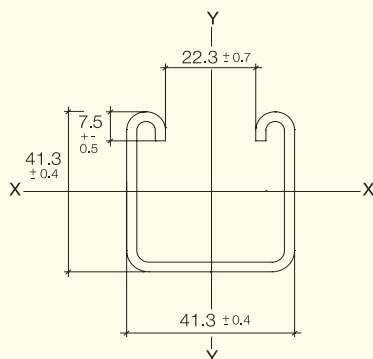
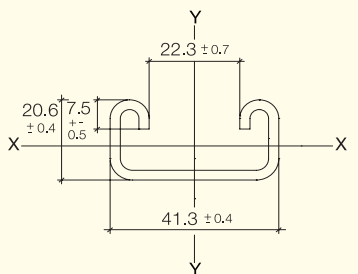
These have been determined by carrying out the tests in accordance with the method stated in section 8 of the standard. It should be noted that the channel nuts are a vital component within the system and the numerous imported products do not necessarily carry the same load and should never be mixed with MK systems.

Marking

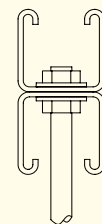
MK channels are marked at regular intervals along their length in the production process. The standard requires the name of the manufacturer and BS 6946:1988 Brackets and other components are marked by labelling the packaging.

Combination channels

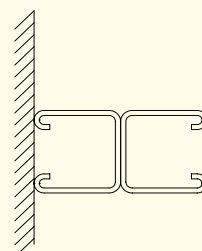
Channels that are required in multiple configuration e.g. back to back channel, are supplied spot welded as standard. These channels should always be fully supported at each end under the bottom face and the load should never be hung from just the lips of the bottom channel. Spot welding should never be loaded in tension or the load applied as a bending moment.



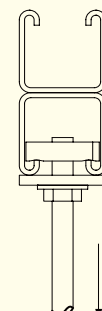
Load



Load



Load



Load



Metal Framing

Material specification

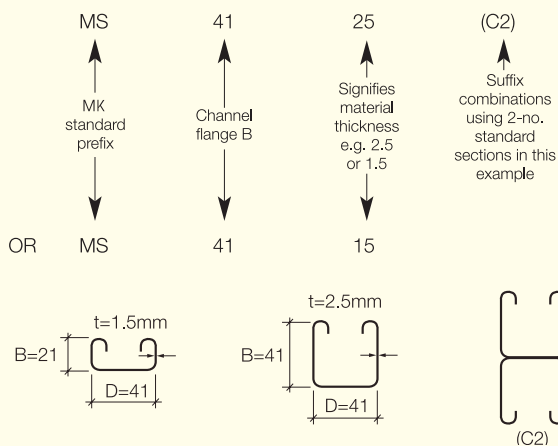
- Channels: manufactured from steel complying with BS EN 10326:2004 pre galvanised, BS EN 10025-2:2004 mild steel hot dip galvanised after manufacture to BS EN 1461:1999 and BS EN 10088-2:2005 stainless steel grade 316L.
- Brackets: manufactured from steel complying with BS EN 10025-2:2004 mild steel hot dip galvanised after manufacture of BS EN 1461:1999 and BS EN 10088-2:2005 stainless steel grade 316L.
- Fixings: bolts, hexagon nuts, screws and washers manufactured from steel complying with DIN938/8, DIN933/8.8, BS4320 and zinc plated and CR3 passivated or hot dip galvanised after manufacture to BS EN 1461:1999, Stainless steel to BS EN 10088-2:2005 grade 316L A4.

Dimensions and tolerances

In accordance with BS 6946:1988 Metal Channel Cable Support Systems for Electrical Installations.

Channel notation

MK channel references are serialised for easy recognition and use, eg: channel series MS4125 comprises single channel or combinations of channel within the basic section profile thus:



Load tables

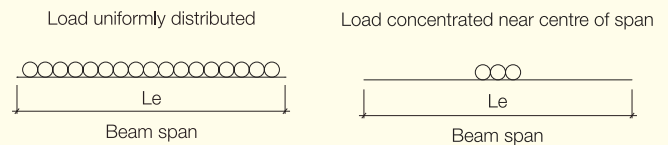
Comprehensive load tables are provided for each channel series:

- MS4125 series - page
- MS2125 series - pages
- MS4115 series - pages
- MS2115 series - pages
- Slotted sections - pages

Basis of design and formulation of load tables

- Safe loads calculated in accordance with BS 5950:Part 5:1998 Code of Practice for Design of Cold Formed Sections.
- Minimum Yield Stress (Y_s) 280N/mm² (Z 28 material).

- Beams assumed simply supported and provided with adequate lateral restraint over the given span.
- Beam loads are applied through the shear centre of the section in the direction indicated in the tables.
- Alternative beam safe load tables are provided for a uniformly distributed load or load concentrated near the centre of the span.eg:

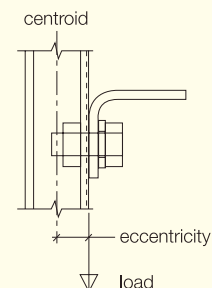


- Beam loads and corresponding deflections are calculated at a stress of 175N/mm² i.e.: using a global factor of safety of 1.6 to determine safe working loads from limit state analysis (ultimate stress / 1.6=175N/mm²).

Beam safe loads tabulated with corresponding deflections may be used in the rare case where excessive deflection does not impair the strength or efficiency of the structure or its components or cause damage to the supported work. Alternative safe loads are tabulated with deflections limited to span/200 or span/360 at the discretion of the designer and recommended where deflections are critical.

It is easily recognisable from the tables whether the design of the beam is governed by deflection or stress on a given span i.e.: the critical load is highlighted in colour.

- Column effective lengths shall be determined by the designer in accordance with Table 9 of BS 5950:Part 5:1998.
- Beam loads are generally applied at the column face via the connection bracket. Therefore column safe load tables are provided allowing for this eccentricity of load from the centroid of the section.



Alternative combinations

For safe loads on alternative combinations not tabulated please refer to MK Technical Department.

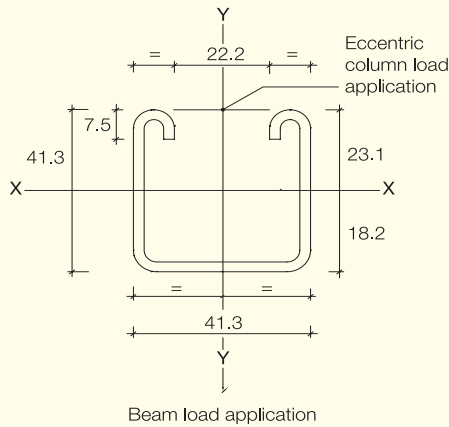
Stainless steel

The mechanical properties of stainless steel are significantly different from those for carbon steel and safe load tables must not be used for sections in this material. Please consult MK Technical Department for advice.

Metal Framing

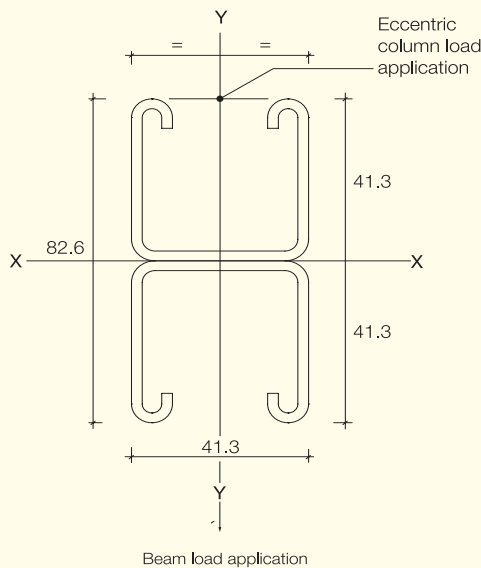
Section properties									Safe load tables										
Area cm ²	Wt kg/m	Ixx cm ⁴	Zxx (top) cm ³	Zxx (btm) cm ³	rxx cm	lyy cm ⁴	Zyy cm ³	ryy cm	Le (m)	Safe working loads in kg uniform		Def. limit span/200		Def. limit span/360		Safe working loads in kg concentrated		Safe column loads kg at centroid	Safe column loads kg at face
										(kg)	(mm)	(kg)	(kg)	(kg)	(kg)	(kg)	(kg)		
3.39	2.67	7.32	3.17	4.03	1.47	9.34	4.52	1.66	0.6	754	1.39	754	754	377	1.11	377	377	5176	1557
									0.7	646	1.88	646	646	324	1.51	324	324	4818	1496
									0.8	566	2.46	566	510	283	1.98	283	283	4371	1424
									0.9	503	3.11	503	403	252	2.50	252	252	3928	1351
									1.0	452	3.85	452	327	226	3.08	226	204	3512	1280
									1.1	411	4.66	411	270	206	3.72	206	169	3146	1211
									1.2	377	5.54	377	227	189	4.43	189	142	2801	1142
									1.3	348	6.51	348	193	175	5.21	175	121	2541	1084
									1.4	324	7.54	300	167	162	6.04	162	104	2323	1033
									1.5	301	8.66	261	145	151	6.92	151	91	2112	980
									1.6	282	9.86	230	128	141	7.88	141	80	1961	939
									1.7	267	11.12	203	113	133	8.91	127	71	1807	895
									1.8	251	12.47	181	101	125	9.98	113	63	1675	855
									1.9	239	13.89	163	91	120	11.11	102	57	1586	827
									2.0	226	15.39	147	82	113	12.31	92	51	1486	795
									2.1	215	16.97	133	74	108	13.58	83	46	1378	758
									2.2	206	18.63	121	68	103	14.90	76	42	1304	731
									2.3	197	20.36	111	62	99	16.28	69	39	1239	707
									2.4	188	22.16	102	57	94	17.73	64	35		
									2.5	181	24.06	94	52	91	19.25	59	33		
									2.6	174	26.02	87	49	87	20.81	54	30	$\alpha Le / rxx > 180$	
									2.7	168	28.06	81	45	84	22.45	50	28		
									2.8	161	30.17	75	42	81	24.14	47	26		
									2.9	156	32.37	70	39	78	25.89	44	24		
									3.0	151	34.63	65	37	76	27.71	41	23		

MS4125



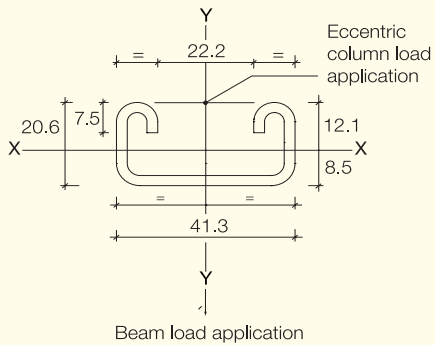
6.78	5.34	37.20	9.01	9.01	2.34	18.68	9.05	1.66	0.6	2143	0.77	2143	2143	1072	0.61	1072	1072	11636	2886
									0.7	1837	1.05	1837	1837	918	0.84	918	918	11431	2863
									0.8	1607	1.38	1607	1607	804	1.10	804	804	11193	2836
									0.9	1429	1.75	1429	1429	714	1.40	714	714	10912	2805
									1.0	1286	2.15	1286	1286	643	1.72	643	643	10574	2769
									1.1	1169	2.61	1169	1169	584	2.09	584	584	10168	2726
									1.2	1072	3.10	1072	1072	536	2.48	536	536	9685	2675
									1.3	989	3.64	989	981	495	2.92	495	495	9129	2616
									1.4	918	4.22	918	846	459	3.38	459	459	8518	2549
									1.5	857	4.85	857	737	429	3.88	429	429	7882	2476
									1.6	804	5.51	804	648	402	4.40	402	402	7253	2397
									1.7	756	6.23	756	574	378	4.98	378	359	6653	2316
									1.8	714	6.98	714	512	357	5.58	357	320	6096	2233
									1.9	677	7.77	677	459	338	6.22	338	287	5588	2151
									2.0	643	8.61	643	415	321	6.89	321	259	5129	2070
									2.1	612	9.50	612	376	306	7.60	306	235	4717	1991
									2.2	584	10.43	584	343	292	8.35	292	214	4347	1915
									2.3	559	11.39	559	314	280	9.11	280	196	4016	1840
									2.4	536	12.40	518	288	268	9.92	268	180	3718	1769
									2.5	514	13.46	478	265	257	10.76	257	166	3451	1701
									2.6	495	14.56	442	245	247	11.65	247	153	3210	1635
									2.7	476	15.70	410	228	238	12.56	238	142	2993	1572
									2.8	459	16.88	381	212	230	13.50	230	132	2797	1512
									2.9	443	18.11	355	197	222	14.49	222	123	2619	1454
									3.0	429	19.38	332	184	214	15.50	207	115	$\alpha Le / ryy > 180$	

MS4125-C2
(Combination comprising 2 no. MS4125)



Section properties									Safe load tables											
									Le (m)	Safe working loads in kg uniform (kg) Load Def.		Def. limit span/200 (kg)	Def. limit span/360 (kg)	Safe working loads in kg concentrated (kg) Load Def.		Def. limit span/200 (kg)	Def. limit span/360 (kg)	Safe column loads kg at centroid	Safe column loads kg at face	
Area	Wt	lxx	Zxx	Zxx	rxx	lyy	Zyy	ryy	0.6	237	2.64	237	150	118	2.11	118	93	2978	894	
			(top)	(btm)					0.7	203	3.59	198	110	101	2.87	101	69	2471	821	
cm ²	kg/m	cm ⁴	cm ³	cm ³	cm	cm ⁴	cm ³	cm	0.8	177	4.68	151	84	89	3.75	89	53	2019	747	
2.35	1.85	1.21	1.00	1.43	0.72	5.44	2.63	1.52	0.9	158	5.94	120	66	79	4.75	75	42	1657	677	
									1.0	142	7.33	97	54	71	5.86	61	34	1375	613	$\frac{\alpha Le}{r_{xx}} > 180$
									1.1	129	8.87	80	44	65	7.09	50	28	1156	556	
									1.2	118	10.55	67	37	59	8.44	42	23	984	505	
									1.3	109	12.38	57	32	55	9.91	36	20			
									1.4	101	14.36	49	27	51	11.49	31	17			
									1.5	95	16.49	43	24	47	13.18	27	15			
									1.6	89	18.76	38	21	44	15.00	24	13			
									1.7	84	21.18	34	19	42	16.95	21	12			
									1.8	79	23.74	30	17	39	19.00	19	10			
									1.9	75	26.45	27	15	37	21.16	17	9			
									2.0	71	29.31	24	13	35	23.45	15	8			
									2.1	68	32.31	22	12	34	25.86	14	8			
									2.2	65	35.46	20	11	32	28.38	13	7			
									2.3	62	38.76	18	10	31	31.01	11	6			
									2.4	59	42.20	17	9	30	33.77	11	6			
									2.5	57	45.80	16	9	28	36.63	10	5			
2.6	55	49.53	14	8	27	39.63	9	5												
2.7	53	53.42	13	7	26	42.74	8	5												
2.8	51	57.45	12	7	25	45.95	8	4												
2.9	49	61.62	12	6	24	49.29	7	4												
3.0	47	65.95	11	6	24	52.76	7	4												

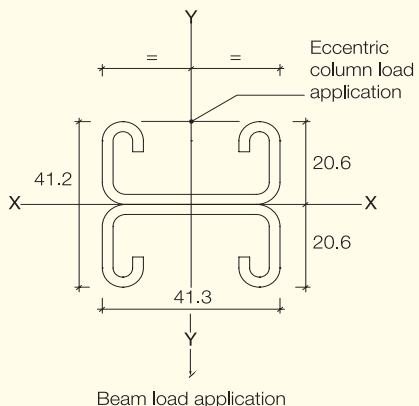
MS2125



Area	Wt	lxx	Zxx	Zxx	rxx	lyy	Zyy	ryy	0.6	667	1.55	667	667	334	1.24	334	334	7582	1765	
			(top)	(btm)					0.7	572	2.11	572	526	286	1.69	286	286	7214	1720	
cm ²	kg/m	cm ⁴	cm ³	cm ³	cm	cm ⁴	cm ³	cm	0.8	501	2.76	501	403	250	2.21	250	250	6733	1665	
4.71	3.70	5.78	2.81	2.81	1.11	10.88	5.27	1.52	0.9	445	3.50	445	318	222	2.80	222	199	6140	1601	
									1.0	400	4.32	400	258	200	3.46	200	161	5484	1528	$\frac{\alpha Le}{r_{yy}} > 180$
									1.1	364	5.22	364	213	182	4.17	182	133	4835	1451	
									1.2	334	6.22	322	179	167	4.97	167	112	4243	1372	
									1.3	308	7.29	274	152	154	5.84	154	95	3726	1295	
									1.4	286	8.46	237	131	143	6.77	143	82	3284	1221	
									1.5	267	9.71	206	115	133	7.77	129	72	2908	1150	
									1.6	250	11.05	181	101	125	8.84	113	63	2589	1084	
									1.7	236	12.47	161	89	118	9.98	100	56	2317	1022	
									1.8	222	13.98	143	80	111	11.19	89	50	2084	964	
									1.9	211	15.58	129	71	105	12.47	80	45	1884	910	
									2.0	200	17.26	116	64	100	13.81	72	40			
									2.1	191	19.03	105	58	95	15.23	66	37			
									2.2	182	20.89	96	53	91	16.72	60	33			
									2.3	174	22.83	88	49	87	18.27	55	30			
									2.4	167	24.86	81	45	83	19.89	50	28			
									2.5	160	26.98	74	41	80	21.58	46	26			
2.6	154	29.18	69	38	77	23.35	43	24												
2.7	148	31.46	64	35	74	25.18	40	22												
2.8	143	33.84	59	33	72	27.07	37	21												
2.9	138	36.30	55	31	69	29.04	34	19												
3.0	133	38.84	52	29	67	31.08	32	18												

MS2125-C2

(Combination comprising two MS2125)

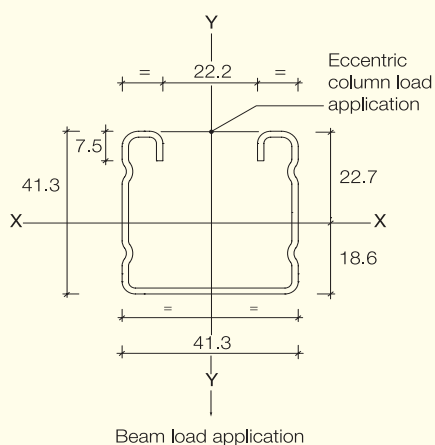




Metal Framing

Section properties									Safe load tables										
Area cm ²	Wt kg/m	Ixx cm ⁴	Zxx (top) cm ³	Zxx (btm) cm ³	rxx cm	Iyy cm ⁴	Zyy cm ³	ryy cm	Le (m)	Safe working loads in kg uniform		Def. limit span/200 (kg)	Def. limit span/360 (kg)	Safe working loads in kg concentrated		Def. limit span/200 (kg)	Def. limit span/360 (kg)	Safe column loads kg at centroid	Safe column loads kg at face
										Load	Def.			Load	Def.				
2.14	1.69	4.99	2.20	2.68	1.53	6.14	2.97	1.69	0.6	523	1.41	523	523	261	1.13	261	261	3297	1061
									0.7	448	1.92	448	448	224	1.54	224	224	3057	1015
									0.8	392	2.51	392	348	196	2.01	196	196	2743	957
									0.9	349	3.17	349	275	174	2.53	174	172	2418	897
									1.0	314	3.92	314	222	157	3.14	157	139	2109	836
									1.1	285	4.74	285	184	143	3.79	143	115	1857	782
									1.2	261	5.64	261	154	131	4.52	131	97	1625	727
									1.3	241	6.62	237	132	121	5.30	121	82	1432	677
									1.4	224	7.68	204	114	112	6.14	112	71	1270	631
									1.5	209	8.81	178	99	105	7.05	105	62	1148	594
									1.6	196	10.03	156	87	98	8.03	98	54	1033	556
									1.7	185	11.32	139	77	92	9.05	87	48	934	522
									1.8	174	12.69	124	69	87	10.15	77	43	862	495
									1.9	165	14.14	111	62	83	11.32	69	39	788	466
									2.0	157	15.67	100	56	78	12.53	63	35		
									2.1	149	17.27	91	50	75	13.82	57	32		
									2.2	143	18.96	83	46	71	15.17	52	29		
									2.3	136	20.72	76	42	68	16.58	47	26		
									2.4	131	22.56	70	39	65	18.05	43	24		
									2.5	125	24.48	64	36	63	19.58	40	22		
									2.6	121	26.48	59	33	60	21.18	37	21		
									2.7	116	28.55	55	31	58	22.85	34	19		
									2.8	112	30.71	51	28	56	24.56	32	18		
									2.9	108	32.94	48	26	54	26.36	30	17		
									3.0	105	35.25	44	25	52	28.20	28	15		

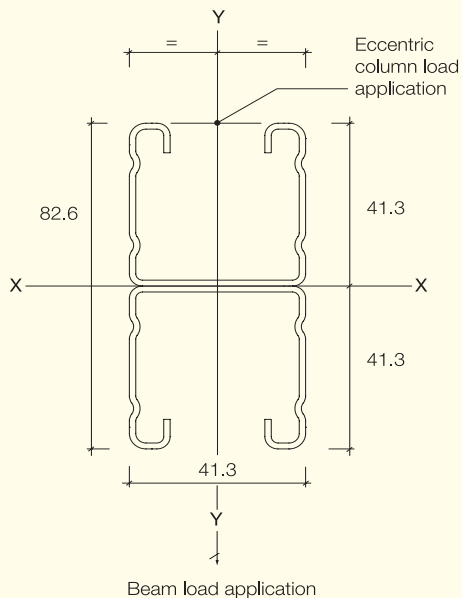
MS4115



$\frac{\alpha Le}{r_{xx}} > 180$

Area cm ²	Wt kg/m	Ixx cm ⁴	Zxx (top) cm ³	Zxx (btm) cm ³	rxx cm	Iyy cm ⁴	Zyy cm ³	ryy cm	Le (m)	Safe working loads in kg uniform		Def. limit span/200 (kg)	Def. limit span/360 (kg)	Safe working loads in kg concentrated		Def. limit span/200 (kg)	Def. limit span/360 (kg)	Safe column loads kg at centroid	Safe column loads kg at face
										Load	Def.			Load	Def.				
4.29	3.38	24.82	6.01	6.01	2.41	12.27	5.94	1.69	0.6	1429	0.78	1429	1429	715	0.61	715	715	7370	1901
									0.7	1225	1.06	1225	1225	613	0.84	613	613	7245	1886
									0.8	1072	1.38	1072	1072	536	1.10	536	536	7100	1868
									0.9	953	1.74	953	953	476	1.40	476	476	6931	1848
									1.0	858	2.15	858	858	429	1.73	429	429	6729	1825
									1.1	780	2.61	780	780	390	2.09	390	390	6486	1797
									1.2	715	3.10	715	715	357	2.48	357	357	6197	1765
									1.3	660	3.64	660	655	330	2.91	330	330	5862	1727
									1.4	613	4.22	613	565	306	3.38	306	306	5490	1684
									1.5	572	4.84	572	492	286	3.88	286	286	5099	1636
									1.6	536	5.51	536	432	268	4.40	268	268	4705	1585
									1.7	505	6.22	505	383	252	4.98	252	239	4326	1532
									1.8	476	6.98	476	342	238	5.58	238	213	3971	1478
									1.9	451	7.77	451	307	226	6.22	226	192	3646	1423
									2.0	429	8.61	429	277	214	6.89	214	173	3350	1370
									2.1	408	9.50	408	251	204	7.59	204	157	3083	1318
									2.2	390	10.42	390	229	195	8.33	195	143	2843	1267
									2.3	373	11.39	373	209	186	9.11	186	131	2628	1218
									2.4	357	12.40	346	192	179	9.92	179	120	2434	1170
									2.5	343	13.46	319	177	172	10.76	172	111	2260	1125
									2.6	330	14.55	295	164	165	11.65	165	102	2103	1081
									2.7	318	15.70	273	152	159	12.56	159	95	1961	1040
									2.8	306	16.88	254	141	153	13.50	153	88	1833	1000
									2.9	296	18.11	237	132	148	14.49	148	82	1717	962
									3.0	286	19.38	221	123	143	15.50	138	77	1611	925

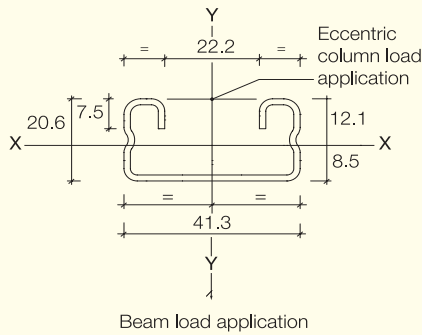
MS4115-C2
(Combination comprising 2 no. MS4115)



Metal Framing

Section properties									Safe load tables											
									Le (m)	Safe working loads in kg uniform		Def. limit span/200 (kg)	Def. limit span/360 (kg)	Safe working loads in kg concentrated		Def. limit span/200 (kg)	Def. limit span/360 (kg)	Safe column loads kg at centroid	Safe column loads kg at face	
Area	Wt	Ixx	Zxx (top)	Zxx (btm)	rx	Iyy	Zyy	ry	0.6	(kg)	(mm)	179	111	89	(kg)	2.15	89	69	2051	663
cm ²	kg/m	cm ⁴	cm ³	cm ³	cm	cm ⁴	cm ³	cm	0.7	153	3.66	147	81	77	2.93	77	51	1748	612	

MS2115

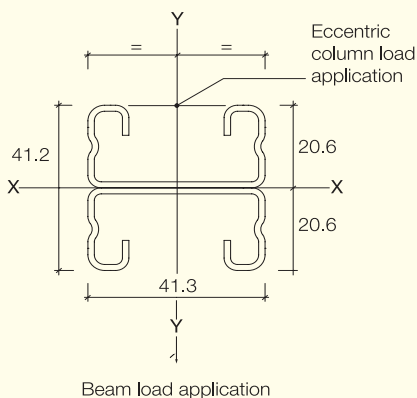


0.8	134	4.78	112	62	67	3.83	67	39	1453	558
0.9	119	6.05	89	49	60	4.84	55	31	1203	506
1.0	107	7.46	72	40	54	5.98	45	25	1004	459
1.1	97	9.03	59	33	49	7.23	37	21	847	416
1.2	89	10.75	50	28	45	8.60	31	17	722	378
1.3	82	12.62	42	24	41	10.09	27	15	622	344
1.4	77	14.63	37	20	38	11.70	23	13		
1.5	71	16.80	32	18	36	13.44	20	11		
1.6	67	19.11	28	16	33	15.28	18	10		
1.7	63	21.57	25	14	32	17.25	16	9		
1.8	60	24.19	22	12	30	19.35	14	8		
1.9	56	26.95	20	11	28	21.56	12	7		
2.0	54	29.86	18	10	27	23.88	11	6		
2.1	51	32.92	16	9	26	26.34	10	6	$\frac{\propto Le}{r_{xx}} > 180$	
2.2	49	36.13	15	8	24	28.90	9	5		
2.3	47	39.49	14	8	23	31.59	8	5		
2.4	45	43.00	12	7	22	34.39	8	4		
2.5	43	46.66	11	6	21	37.32	7	4		
2.6	41	50.46	11	6	21	40.37	7	4		
2.7	40	54.42	10	5	20	43.53	6	3		
2.8	38	58.52	9	5	19	46.82	6	3		
2.9	37	62.78	9	5	18	50.23	5	3		
3.0	36	67.18	8	4	18	53.76	5	3		

Area	Wt	Ixx	Zxx (top)	Zxx (btm)	rx	Iyy	Zyy	ry	0.6	1.55	472	472	236	1.24	236	236	4938	1224	
cm ²	kg/m	cm ⁴	cm ³	cm ³	cm	cm ⁴	cm ³	cm	0.7	404	2.12	404	372	202	1.69	202	202	4729	1194

MS2115-C2

(Combination comprising 2 no. MS2115)

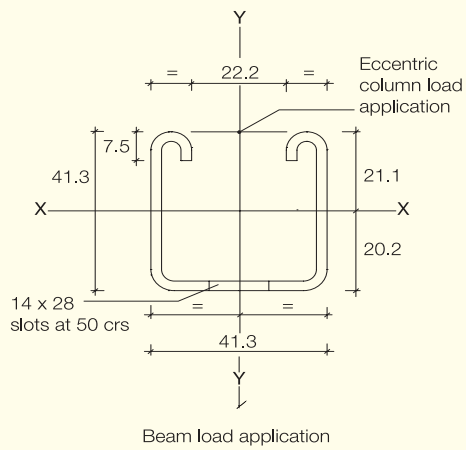


0.8	354	2.76	354	284	177	2.21	177	177	4458	1159
0.9	314	3.50	314	225	157	2.80	157	140	4117	1117
1.0	283	4.32	283	182	141	3.46	141	114	3725	1069
1.1	257	5.22	257	150	129	4.19	129	94	3319	1017
1.2	236	6.22	228	126	118	4.98	118	79	2934	963
1.3	218	7.30	194	108	109	5.84	109	67	2589	910
1.4	202	8.46	167	93	101	6.77	101	58	2290	859
1.5	189	9.71	146	81	94	7.77	91	51	2033	810
1.6	177	11.05	128	71	88	8.84	80	44	1813	763
1.7	166	12.48	113	63	83	9.98	71	39	1624	720
1.8	157	13.99	101	56	79	11.19	63	35	1463	679
1.9	149	15.59	91	50	74	12.47	57	32	1323	641
2.0	141	17.27	82	46	71	13.81	51	28	1202	606
2.1	135	19.04	74	41	67	15.23	46	26		
2.2	129	20.90	68	38	64	16.72	42	24		
2.3	123	22.84	62	34	62	18.27	39	22		
2.4	118	24.87	57	32	59	19.89	36	20		
2.5	113	26.98	52	29	57	21.59	33	18	$\frac{\propto Le}{r_{yy}} > 180$	
2.6	109	29.19	48	27	54	23.35	30	17		
2.7	105	31.47	45	25	52	25.18	28	16		
2.8	101	33.85	42	23	51	27.08	26	15		
2.9	98	36.31	39	22	49	29.04	24	14		
3.0	94	38.86	36	20	47	31.09	23	13		

Metal Framing

Section properties									Safe load tables										
									Le (m)	Safe working loads in kg uniform (kg) Load		Def. limit span/200 (kg)	Def. limit span/360 (kg)	Safe working loads in kg concentrated (kg) Load		Def. limit span/200 (kg)	Def. limit span/360 (kg)	Safe column loads kg at centroid	Safe column loads kg at face
Area	Wt	Ixx	Zxx (top)	Zxx (btm)	rx	Iyy	Zyy	ryy	0.6	698	1.52	698	698	349	1.22	349	349	4541	1491
cm ²	kg/m	cm ⁴	cm ³	cm ³	cm	cm ⁴	cm ³	cm	0.7	599	2.06	599	564	299	1.65	299	299	4151	1416
									0.8	524	2.70	524	432	262	2.16	262	262	3701	1333
3.04	2.53	6.20	2.94	3.07	1.43	9.28	4.50	1.75	0.9	466	3.41	466	341	233	2.73	233	213	3250	1247
									1.0	419	4.21	419	276	210	3.37	210	173	2842	1163
									1.1	381	5.10	381	228	190	4.08	190	143	2521	1090
									1.2	349	6.07	345	192	175	4.85	175	120	2229	1019
									1.3	322	7.12	294	163	161	5.70	161	102	2011	960
									1.4	299	8.26	254	141	150	6.60	150	88	1808	902
									1.5	279	9.48	221	123	140	7.59	138	77	1637	849
									1.6	262	10.78	194	108	131	8.63	121	67	1494	802
									1.7	246	12.18	172	96	123	9.74	108	60	1391	767
									1.8	233	13.65	153	85	116	10.92	96	53	1286	729
									1.9	221	15.21	138	77	110	12.17	86	48	1196	695
									2.0	210	16.86	124	69	105	13.48	78	43	1118	664
									2.1	200	18.58	113	63	100	14.86	70	39		
									2.2	190	20.39	103	57	95	16.32	64	36		
									2.3	182	22.29	94	52	91	17.83	59	33		
									2.4	175	24.27	86	48	87	19.42	54	30		
									2.5	168	26.34	80	44	84	21.07	50	28		
									2.6	161	28.49	74	41	81	22.78	46	26		
									2.7	155	30.72	68	38	78	24.58	43	24		
									2.8	150	33.04	63	35	75	26.43	40	22		
									2.9	144	35.44	59	33	72	28.35	37	21		
									3.0	140	37.92	55	31	70	30.37	35	19		

MS4125 - slotted

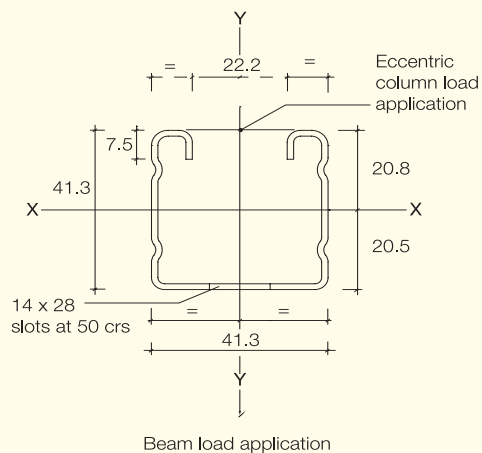


									1.0	419	4.21	419	276	210	3.37	210	173	2842	1163
									1.1	381	5.10	381	228	190	4.08	190	143	2521	1090
									1.2	349	6.07	345	192	175	4.85	175	120	2229	1019
									1.3	322	7.12	294	163	161	5.70	161	102	2011	960
									1.4	299	8.26	254	141	150	6.60	150	88	1808	902
									1.5	279	9.48	221	123	140	7.59	138	77	1637	849
									1.6	262	10.78	194	108	131	8.63	121	67	1494	802
									1.7	246	12.18	172	96	123	9.74	108	60	1391	767
									1.8	233	13.65	153	85	116	10.92	96	53	1286	729
									1.9	221	15.21	138	77	110	12.17	86	48	1196	695
									2.0	210	16.86	124	69	105	13.48	78	43	1118	664
									2.1	200	18.58	113	63	100	14.86	70	39		
									2.2	190	20.39	103	57	95	16.32	64	36		
									2.3	182	22.29	94	52	91	17.83	59	33		
									2.4	175	24.27	86	48	87	19.42	54	30		
									2.5	168	26.34	80	44	84	21.07	50	28		
									2.6	161	28.49	74	41	81	22.78	46	26		
									2.7	155	30.72	68	38	78	24.58	43	24		
									2.8	150	33.04	63	35	75	26.43	40	22		
									2.9	144	35.44	59	33	72	28.35	37	21		
									3.0	140	37.92	55	31	70	30.37	35	19		

$\propto Le$
 $r_{xx} > 180$

Area	Wt	Ixx	Zxx (top)	Zxx (btm)	rx	Iyy	Zyy	ryy
cm ²	kg/m	cm ⁴	cm ³	cm ³	cm	cm ⁴	cm ³	cm
1.93	1.61	4.25	2.01	2.10	1.48	6.10	2.96	1.78

MS4115 - slotted



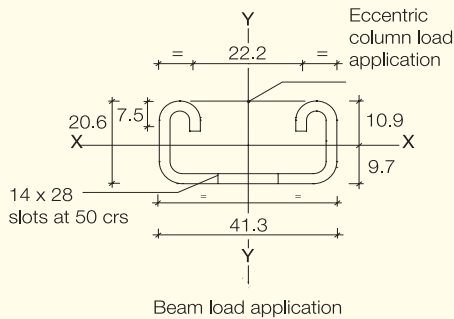
									0.6	479	1.52	479	479	239	1.22	239	239	2930	1012
									0.7	410	2.07	410	386	205	1.65	205	205	2691	961
									0.8	359	2.70	359	296	180	2.16	180	180	2385	899
									0.9	319	3.41	319	234	160	2.73	160	146	2082	836
									1.0	287	4.21	287	189	144	3.37	144	118	1803	773
									1.1	261	5.10	261	156	131	4.08	131	98	1564	714
									1.2	239	6.07	237	131	120	4.81	120	82	1364	660
									1.3	221	7.12	202	112	110	5.70	110	70	1199	611
									1.4	205	8.26	174	97	103	6.60	103	60	1061	567
									1.5	192	9.48	151	84	96	7.59	95	53	947	527
									1.6	180	10.79	133	74	90	8.63	83	46	850	491
									1.7	169	12.18	118	66	84	9.74	74	41	778	463
									1.8	160	13.66	105	58	80	10.92	66	37	708	434
									1.9	151	15.21	94	52	76	12.17	59	33		
									2.0	144	16.86	85	47	72	13.49	53	30		
									2.1	137	18.59	77	43	68	14.87	48	27		
									2.2	131	20.40	70	39	65	16.32	44	24		
									2.3	125	22.30	64	36	62	17.83	40	22		
									2.4	120	24.28	59	33	60	19.42	37	21		
									2.5	115	26.34	55	30	57	21.07	34	19		
									2.6	110	28.49	50	28	55	22.80	32	18		
									2.7	106	30.72	47	26	53	24.58	29	16		
									2.8	103	33.04	43	24	51	26.43	27	15		
									2.9	99	35.44	41	23	50	28.35	25	14		
									3.0	96	37.93	38	21	48	30.35	24	13		

$\propto Le$
 $r_{yy} > 180$

Metal Framing

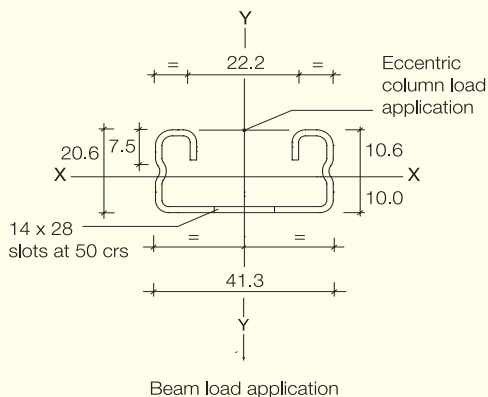
Section properties									Safe load tables										
									Le (m)	Safe working loads in kg uniform		Def. limit span/200 (kg)	Def. limit span/360 (kg)	Safe working loads in kg concentrated		Def. limit span/200 (kg)	Def. limit span/360 (kg)	Safe column loads kg at centroid	Safe column loads kg at face
(kg) Load	(mm) Def.	(kg) Load	(kg) Def.																
Area	Wt	lxx	Zxx (top)	Zxx (btm)	rxx	lyy	Zyy	ryy	0.6	216	2.94	216	123	108	2.36	108	77	2490	841
cm ²	kg/m	cm ⁴	cm ³	cm ³	cm	cm ⁴	cm ³	cm	0.7	186	4.00	162	90	93	3.20	93	56	2052	764
									0.8	162	5.22	124	69	81	4.17	78	43	1671	688
2.00	1.71	0.99	0.91	1.02	0.70	5.28	2.56	1.62	0.9	144	6.61	98	55	72	5.29	61	34	1368	617
									1.0	130	8.16	80	44	65	6.53	50	28	1134	555
									1.1	118	9.87	66	37	59	7.90	41	23	953	499
									1.2	108	11.74	55	31	54	9.40	35	19	810	451
									1.3	100	13.78	47	26	50	11.02	29	16		
									1.4	93	15.98	41	23	46	12.79	25	14		
									1.5	87	18.35	35	20	43	14.68	22	12		
									1.6	81	20.88	31	17	41	16.70	19	11		
									1.7	76	23.57	28	15	38	18.85	17	10		
									1.8	72	26.42	25	14	36	21.15	15	9		
									1.9	68	29.44	22	12	34	23.55	14	8		
									2.0	65	32.62	20	11	32	26.10	12	7		
									2.1	62	35.97	18	10	31	28.77	11	6		
									2.2	59	39.47	16	9	30	31.58	10	6		
									2.3	56	43.14	15	8	28	34.51	9	5		
									2.4	54	46.98	14	8	27	37.58	9	5		
									2.5	52	50.97	13	7	26	40.78	8	4		
									2.6	50	55.13	12	7	25	44.11	7	4		
									2.7	48	59.45	11	6	24	47.56	7	4		
									2.8	46	63.94	10	6	23	51.15	6	4		
									2.9	45	68.59	9	5	22	54.87	6	3		
									3.0	43	73.40	9	5	22	58.73	6	3		

MS2125 - slotted



Area	Wt	lxx	Zxx (top)	Zxx (btm)	rxx	lyy	Zyy	ryy	0.6	166	3.01	165	92	83	2.41	83	57	1738	632
cm ²	kg/m	cm ⁴	cm ³	cm ³	cm	cm ⁴	cm ³	cm	0.7	142	4.09	121	67	71	3.28	71	42	1469	577
									0.8	124	5.35	93	52	62	4.28	58	32	1215	521
1.31	1.12	0.74	0.70	0.75	0.75	3.64	1.76	1.67	0.9	110	6.77	73	41	55	5.41	46	25	1003	468

MS2115 - slotted



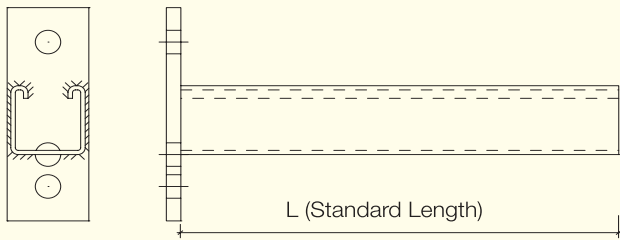
									1.0	99	8.35	59	33	50	6.68	37	21	836	420
									1.1	90	10.11	49	27	45	8.09	31	17	704	378
									1.2	83	12.03	41	23	41	9.63	26	14	600	341
									1.3	76	14.12	35	20	38	11.29	22	12	516	309
									1.4	71	16.37	30	17	35	13.09	19	11		
									1.5	66	18.79	26	15	33	15.04	17	9		
									1.6	62	21.38	23	13	31	17.10	15	8		
									1.7	58	24.14	21	11	29	19.32	13	7		
									1.8	55	27.06	18	10	28	21.64	11	6		
									1.9	52	30.15	16	9	26	24.12	10	6		
									2.0	50	33.41	15	8	25	26.73	9	5		
									2.1	47	36.83	13	7	24	29.47	8	5		
									2.2	45	40.42	12	7	23	32.35	8	4		
									2.3	43	44.18	11	6	22	35.34	7	4		
									2.4	41	48.11	10	6	21	38.49	6	4		
									2.5	40	52.20	10	5	20	41.77	6	3		
									2.6	38	56.46	9	5	19	45.17	5	3		
									2.7	37	60.89	8	5	18	48.70	5	3		
									2.8	35	65.48	8	4	18	52.39	5	3		
									2.9	34	70.24	7	4	17	56.19	4	2		
									3.0	33	75.17	7	4	17	60.13	4	2		

Metal Framing

Cantilever arms - single

Finish: Post hot dip galvanised as standard, stainless steel grade 316, suffix **SS**

Ref	L (mm)	Wt (kg)
MS150A	150	0.77
MS300A	300	1.16
MS450A	450	1.56
MS600A	600	1.95
MS750A	750	2.35



Recommended safe loads (kg.) for arm bolted to 2.5mm thick channel (M12 bolt torque 65Nm)

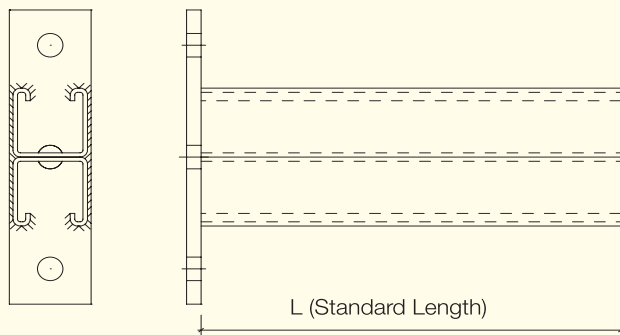
X (m)	Total uniformly distributed load	Concentrated load
0.10	684	542
0.15	608	377
0.20	542	283
0.25	452	226
0.30	377	188
0.35	323	162
0.40	283	141
0.45	251	126
0.50	226	113
0.55	206	103
0.60	188	94
0.65	174	87
0.70	162	81
0.75	151	75

NB: Arms have been independently tested (M12 bolt torque 65 Nm). Tabulated safe loads satisfy minimum factor of safety of 3 on continuous slip and limited design stresses in channel arms and their fixings.

Cantilever arms - double

Finish: Post hot dip galvanised as standard, stainless steel grade 316, suffix **SS**

Ref	L (mm)	Wt (kg)
MS150E	150	1.26
MS300E	300	2.05
MS450E	450	2.85
MS600E	600	3.64
MS750E	750	4.43



Recommended safe loads (kg.) for arm bolted to 2.5mm thick channel (M12 bolt torque 65Nm)

X (m)	Total uniformly distributed load	Concentrated load
0.10	684	643
0.15	684	552
0.20	643	484
0.25	594	430
0.30	552	388
0.35	516	353
0.40	484	324
0.45	455	299
0.50	430	277
0.55	408	259
0.60	387	243
0.65	369	229
0.70	353	216
0.75	337	205

NB: Arms have been independently tested (M12 bolt torque 65 Nm). Tabulated safe loads satisfy minimum factor of safety of 3 on continuous slip and limited design stresses in channel arms and their fixings.



Part No.	Page No.	Part No.	Page No.	Part No.	Page No.
MK-CT/ES100	- 37	MK-CTC025CC/050HDG	- 29	MK-CTER25/0600HDG90	- 18
MK-CTAB25/0050/HDG	- 19	MK-CTC025CC/075HDG	- 29	MK-CTER25/0750HDG90	- 18
MK-CTAB25/0075/HDG	- 19	MK-CTC025CC/100HDG	- 29	MK-CTER25/0900HDG90	- 18
MK-CTAB25/0100/HDG	- 19	MK-CTC025CC/150HDG	- 29	MK-CTER25CC/050HDG90	- 30
MK-CTAB25/0150/HDG	- 19	MK-CTC025CC/225HDG	- 29	MK-CTER25CC/075HDG90	- 30
MK-CTAB25/0225/HDG	- 19	MK-CTC025CC/300HDG	- 29	MK-CTER25CC/100HDG90	- 30
MK-CTAB25/0300/HDG	- 19	MK-CTC025CC/450HDG	- 29	MK-CTER25CC/150HDG90	- 30
MK-CTAB25/0450/HDG	- 19	MK-CTC025CC/600HDG	- 29	MK-CTER25CC/225HDG90	- 30
MK-CTAB25/0600/HDG	- 19	MK-CTC050/0075HDG	- 22	MK-CTER25CC/300HDG90	- 30
MK-CTAB25/0750/HDG	- 19	MK-CTC050/0100HDG	- 22	MK-CTER25CC/450HDG90	- 30
MK-CTAB25/0900/HDG	- 19	MK-CTC050/0150HDG	- 22	MK-CTER25CC/600HDG90	- 30
MK-CTAB50/0075/HDG	- 24	MK-CTC050/0225HDG	- 22	MK-CTER50/0075HDG90	- 23
MK-CTAB50/0100/HDG	- 24	MK-CTC050/0300HDG	- 22	MK-CTER50/0100HDG90	- 23
MK-CTAB50/0150/HDG	- 24	MK-CTC050/0450HDG	- 22	MK-CTER50/0150HDG90	- 23
MK-CTAB50/0225/HDG	- 24	MK-CTC050/0600HDG	- 22	MK-CTER50/0225HDG90	- 23
MK-CTAB50/0300/HDG	- 24	MK-CTC050/0750HDG	- 22	MK-CTER50/0300HDG90	- 23
MK-CTAB50/0450/HDG	- 24	MK-CTC050/0900HDG	- 22	MK-CTER50/0450HDG90	- 23
MK-CTAB50/0600/HDG	- 24	MK-CTC050CC/075HDG	- 33	MK-CTER50/0600HDG90	- 23
MK-CTAB50/0750/HDG	- 24	MK-CTC050CC/150HDG	- 33	MK-CTER50/0750HDG90	- 23
MK-CTAB50/0900/HDG	- 24	MK-CTC050CC/225HDG	- 33	MK-CTER50/0900HDG90	- 23
MK-CTC25HDGPR	- 16	MK-CTC050CC/300HDG	- 33	MK-CTER50CC/075HDG90	- 35
MK-CTC50HDGPR	- 21	MK-CTC050CC/450HDG	- 33	MK-CTER50CC/100HDG90	- 35
MK-CTCCC25HDG	- 37	MK-CTC050CC/600HDG	- 33	MK-CTER50CC/150HDG90	- 35
MK-CTCCC50HDG	- 37	MK-CTC050CC/750HDG	- 33	MK-CTER50CC/225HDG90	- 35
MK-CTCCV18/HDG	- 37	MK-CTC050CC/900HDG	- 33	MK-CTER50CC/300HDG90	- 35
MK-CTCCV25/HDG	- 37	MK-CTC05CV/100HDG	- 33	MK-CTER50CC/450HDG90	- 35
MK-CTCCV50/HDG	- 37	MK-CTD1012HDG3	- 37	MK-CTER50CC/600HDG90	- 35
MK-CTCO12/0050HDG	- 9	MK-CTD1018HDG3	- 37	MK-CTER50CC/750HDG90	- 35
MK-CTCO12/0075HDG	- 9	MK-CTD1025HDG3	- 37	MK-CTER50CC/900HDG90	- 35
MK-CTCO12/0100HDG	- 9	MK-CTD1050HDG3	- 37	MK-CTET12/0050HDG	- 9
MK-CTCO12/0150HDG	- 9	MK-CTER12/0050HDG90	- 10	MK-CTET12/0075HDG	- 9
MK-CTCO12/0225HDG	- 9	MK-CTER12/0075HDG90	- 10	MK-CTET12/0100HDG	- 9
MK-CTCO12CV/050HDG	- 26	MK-CTER12/0100HDG90	- 10	MK-CTET12/0150HDG	- 9
MK-CTCO12CV/075HDG	- 26	MK-CTER12/0150HDG90	- 10	MK-CTET12/0225HDG	- 9
MK-CTCO12CV/100HDG	- 26	MK-CTER12/0225HDG90	- 10	MK-CTET12CV/050HDG	- 26
MK-CTCO12CV/150HDG	- 26	MK-CTER12CV/050HDG90	- 27	MK-CTET12CV/075HDG	- 26
MK-CTCO12CV/225HDG	- 26	MK-CTER12CV/075HDG90	- 27	MK-CTET12CV/100HDG	- 26
MK-CTCO18/0300HDG	- 13	MK-CTER12CV/100HDG90	- 27	MK-CTET12CV/150HDG	- 26
MK-CTCO18/0450HDG	- 13	MK-CTER12CV/150HDG90	- 27	MK-CTET12CV/225HDG	- 26
MK-CTCO18/0600HDG	- 13	MK-CTER12CV/225HDG90	- 27	MK-CTET18/0300HDG	- 13
MK-CTCO18/0750HDG	- 13	MK-CTER18/0300HDG90	- 14	MK-CTET18/0450HDG	- 13
MK-CTCO18/0900HDG	- 13	MK-CTER18/0450HDG90	- 14	MK-CTET18/0600HDG	- 13
MK-CTCO18CV/300HDG	- 26	MK-CTER18/0600HDG90	- 14	MK-CTET18/0750HDG	- 13
MK-CTCO25/0050HDG	- 17	MK-CTER18/0750HDG90	- 14	MK-CTET18/0900HDG	- 13
MK-CTCO25/0075HDG	- 17	MK-CTER18/0900HDG90	- 14	MK-CTET18CV/300HDG	- 26
MK-CTCO25/0100HDG	- 17	MK-CTER18CV/300HDG90	- 27	MK-CTET25/0050HDG	- 17
MK-CTCO25/0150HDG	- 17	MK-CTER25/0050HDG90	- 18	MK-CTET25/0075HDG	- 17
MK-CTCO25/0225HDG	- 17	MK-CTER25/0075HDG90	- 18	MK-CTET25/0100HDG	- 17
MK-CTCO25/0300HDG	- 17	MK-CTER25/0100HDG90	- 18	MK-CTET25/0150HDG	- 17
MK-CTCO25/0450HDG	- 17	MK-CTER25/0150HDG90	- 18	MK-CTET25/0225HDG	- 17
MK-CTCO25/0600HDG	- 17	MK-CTER25/0225HDG90	- 18	MK-CTET25/0300HDG	- 17
MK-CTCO25/0750HDG	- 17	MK-CTER25/0300HDG90	- 18	MK-CTET25/0450HDG	- 17
MK-CTCO25/0900HDG	- 17	MK-CTER25/0450HDG90	- 18	MK-CTET25/0600HDG	- 17

Part No.	Page No.	Part No.	Page No.	Part No.	Page No.			
MK-CTET25/0750HDG	-	17	MK-CTFB12CV/100HDG90	-	25	MK-CTFB25/0450HDG60	-	16
MK-CTET25/0900HDG	-	17	MK-CTFB12CV/150HDG45	-	25	MK-CTFB25/0450HDG90	-	15
MK-CTET25CC/050HDG	-	29	MK-CTFB12CV/150HDG90	-	25	MK-CTFB25/0600HDG30	-	17
MK-CTET25CC/075HDG	-	29	MK-CTFB12CV/225HDG45	-	25	MK-CTFB25/0600HDG45	-	16
MK-CTET25CC/100HDG	-	29	MK-CTFB12CV/225HDG90	-	25	MK-CTFB25/0600HDG60	-	16
MK-CTET25CC/150HDG	-	29	MK-CTFB18/0300HDG30	-	13	MK-CTFB25/0600HDG90	-	15
MK-CTET25CC/225HDG	-	29	MK-CTFB18/0300HDG45	-	13	MK-CTFB25/0750HDG30	-	17
MK-CTET25CC/300HDG	-	29	MK-CTFB18/0300HDG60	-	12	MK-CTFB25/0750HDG45	-	16
MK-CTET25CC/450HDG	-	29	MK-CTFB18/0300HDG90	-	12	MK-CTFB25/0750HDG60	-	16
MK-CTET25CC/600HDG	-	29	MK-CTFB18/0450HDG30	-	13	MK-CTFB25/0750HDG90	-	15
MK-CTET50/0075HDG	-	22	MK-CTFB18/0450HDG45	-	13	MK-CTFB25/0900HDG30	-	17
MK-CTET50/0100HDG	-	22	MK-CTFB18/0450HDG60	-	12	MK-CTFB25/0900HDG45	-	16
MK-CTET50/0150HDG	-	22	MK-CTFB18/0450HDG90	-	12	MK-CTFB25/0900HDG60	-	16
MK-CTET50/0225HDG	-	22	MK-CTFB18/0600HDG30	-	13	MK-CTFB25/0900HDG90	-	15
MK-CTET50/0300HDG	-	22	MK-CTFB18/0600HDG45	-	13	MK-CTFB25CC/050HDG45	-	28
MK-CTET50/0450HDG	-	22	MK-CTFB18/0600HDG60	-	12	MK-CTFB25CC/050HDG90	-	28
MK-CTET50/0600HDG	-	22	MK-CTFB18/0600HDG90	-	12	MK-CTFB25CC/075HDG45	-	28
MK-CTET50/0750HDG	-	22	MK-CTFB18/0750HDG30	-	13	MK-CTFB25CC/075HDG90	-	28
MK-CTET50/0900HDG	-	22	MK-CTFB18/0750HDG45	-	13	MK-CTFB25CC/100HDG45	-	28
MK-CTET50CC/075HDG	-	32	MK-CTFB18/0750HDG60	-	12	MK-CTFB25CC/100HDG90	-	28
MK-CTET50CC/100HDG	-	32	MK-CTFB18/0750HDG90	-	12	MK-CTFB25CC/150HDG45	-	28
MK-CTET50CC/150HDG	-	32	MK-CTFB18/0900HDG30	-	13	MK-CTFB25CC/150HDG90	-	28
MK-CTET50CC/225HDG	-	32	MK-CTFB18/0900HDG45	-	13	MK-CTFB25CC/225HDG45	-	28
MK-CTET50CC/300HDG	-	32	MK-CTFB18/0900HDG60	-	12	MK-CTFB25CC/225HDG90	-	28
MK-CTET50CC/450HDG	-	32	MK-CTFB18/0900HDG90	-	12	MK-CTFB25CC/300HDG45	-	28
MK-CTET50CC/600HDG	-	32	MK-CTFB18CV/300HDG45	-	25	MK-CTFB25CC/300HDG90	-	28
MK-CTET50CC/750HDG	-	32	MK-CTFB18CV/300HDG90	-	25	MK-CTFB25CC/450HDG45	-	28
MK-CTET50CC/900HDG	-	32	MK-CTFB25/0050HDG30	-	17	MK-CTFB25CC/450HDG90	-	28
MK-CTFB12/0050HDG30	-	9	MK-CTFB25/0050HDG45	-	16	MK-CTFB25CC/600HDG45	-	28
MK-CTFB12/0050HDG45	-	9	MK-CTFB25/0050HDG60	-	16	MK-CTFB25CC/600HDG90	-	28
MK-CTFB12/0050HDG60	-	8	MK-CTFB25/0050HDG90	-	15	MK-CTFB50/0075HDG30	-	22
MK-CTFB12/0050HDG90	-	8	MK-CTFB25/0075HDG30	-	17	MK-CTFB50/0075HDG45	-	21
MK-CTFB12/0075HDG30	-	9	MK-CTFB25/0075HDG45	-	16	MK-CTFB50/0075HDG60	-	21
MK-CTFB12/0075HDG45	-	9	MK-CTFB25/0075HDG60	-	16	MK-CTFB50/0075HDG90	-	20
MK-CTFB12/0075HDG60	-	8	MK-CTFB25/0075HDG90	-	15	MK-CTFB50/0100HDG30	-	22
MK-CTFB12/0075HDG90	-	8	MK-CTFB25/0100HDG30	-	17	MK-CTFB50/0100HDG45	-	21
MK-CTFB12/0100HDG30	-	9	MK-CTFB25/0100HDG45	-	16	MK-CTFB50/0100HDG60	-	21
MK-CTFB12/0100HDG45	-	9	MK-CTFB25/0100HDG60	-	16	MK-CTFB50/0100HDG90	-	20
MK-CTFB12/0100HDG60	-	8	MK-CTFB25/0100HDG90	-	15	MK-CTFB50/0150HDG30	-	22
MK-CTFB12/0100HDG90	-	8	MK-CTFB25/0150HDG30	-	17	MK-CTFB50/0150HDG45	-	21
MK-CTFB12/0150HDG30	-	9	MK-CTFB25/0150HDG45	-	16	MK-CTFB50/0150HDG60	-	21
MK-CTFB12/0150HDG45	-	9	MK-CTFB25/0150HDG60	-	16	MK-CTFB50/0150HDG90	-	20
MK-CTFB12/0150HDG60	-	8	MK-CTFB25/0150HDG90	-	15	MK-CTFB50/0225HDG30	-	22
MK-CTFB12/0150HDG90	-	8	MK-CTFB25/0225HDG30	-	17	MK-CTFB50/0225HDG45	-	21
MK-CTFB12/0225HDG30	-	9	MK-CTFB25/0225HDG45	-	16	MK-CTFB50/0225HDG60	-	21
MK-CTFB12/0225HDG45	-	9	MK-CTFB25/0225HDG60	-	16	MK-CTFB50/0225HDG90	-	20
MK-CTFB12/0225HDG60	-	8	MK-CTFB25/0225HDG90	-	15	MK-CTFB50/0300HDG30	-	22
MK-CTFB12/0225HDG90	-	8	MK-CTFB25/0300HDG30	-	17	MK-CTFB50/0300HDG45	-	21
MK-CTFB12CV/050HDG45	-	25	MK-CTFB25/0300HDG45	-	16	MK-CTFB50/0300HDG60	-	21
MK-CTFB12CV/050HDG90	-	25	MK-CTFB25/0300HDG60	-	16	MK-CTFB50/0300HDG90	-	20
MK-CTFB12CV/075HDG45	-	25	MK-CTFB25/0300HDG90	-	15	MK-CTFB50/0450HDG30	-	22
MK-CTFB12CV/075HDG90	-	25	MK-CTFB25/0450HDG30	-	17	MK-CTFB50/0450HDG45	-	21
MK-CTFB12CV/100HDG45	-	25	MK-CTFB25/0450HDG45	-	16	MK-CTFB50/0450HDG60	-	21



Part No.	Page No.	Part No.	Page No.	Part No.	Page No.
MK-CTFB50/0450HDG90	- 20	MK-CTIR25/0050HDG90	- 18	MK-CTSL18CV/300HDG3	- 25
MK-CTFB50/0600HDG30	- 22	MK-CTIR25/0075HDG90	- 18	MK-CTSL25/0050HDG3	- 15
MK-CTFB50/0600HDG45	- 21	MK-CTIR25/0100HDG90	- 18	MK-CTSL25/0075HDG3	- 15
MK-CTFB50/0600HDG60	- 21	MK-CTIR25/0150HDG90	- 18	MK-CTSL25/0100HDG3	- 15
MK-CTFB50/0600HDG90	- 20	MK-CTIR25/0225HDG90	- 18	MK-CTSL25/0150HDG3	- 15
MK-CTFB50/0750HDG30	- 22	MK-CTIR25/0300HDG90	- 18	MK-CTSL25/0225HDG3	- 15
MK-CTFB50/0750HDG45	- 21	MK-CTIR25/0450HDG90	- 18	MK-CTSL25/0300HDG3	- 15
MK-CTFB50/0750HDG60	- 21	MK-CTIR25/0600HDG90	- 18	MK-CTSL25/0450HDG3	- 15
MK-CTFB50/0750HDG90	- 20	MK-CTIR25/0750HDG90	- 18	MK-CTSL25/0600HDG3	- 15
MK-CTFB50/0900HDG30	- 22	MK-CTIR25/0900HDG90	- 18	MK-CTSL25/0750HDG3	- 15
MK-CTFB50/0900HDG45	- 21	MK-CTIR25CC/050HDG90	- 30	MK-CTSL25/0900HDG3	- 15
MK-CTFB50/0900HDG60	- 21	MK-CTIR25CC/075HDG90	- 30	MK-CTSL25CC/050HDG3	- 28
MK-CTFB50/0900HDG90	- 20	MK-CTIR25CC/100HDG90	- 30	MK-CTSL25CC/075HDG3	- 28
MK-CTFB50CC/075HDG45	- 32	MK-CTIR25CC/150HDG90	- 30	MK-CTSL25CC/100HDG3	- 28
MK-CTFB50CC/075HDG90	- 31	MK-CTIR25CC/225HDG90	- 30	MK-CTSL25CC/150HDG3	- 28
MK-CTFB50CC/100HDG45	- 32	MK-CTIR25CC/300HDG90	- 30	MK-CTSL25CC/225HDG3	- 28
MK-CTFB50CC/100HDG90	- 31	MK-CTIR25CC/450HDG90	- 30	MK-CTSL25CC/300HDG3	- 28
MK-CTFB50CC/150HDG45	- 32	MK-CTIR25CC/600HDG90	- 30	MK-CTSL25CC/450HDG3	- 28
MK-CTFB50CC/150HDG90	- 31	MK-CTIR50/0075HDG90	- 23	MK-CTSL25CC/600HDG3	- 28
MK-CTFB50CC/225HDG45	- 32	MK-CTIR50/0100HDG90	- 23	MK-CTSL50/0075HDG3	- 20
MK-CTFB50CC/225HDG90	- 31	MK-CTIR50/0150HDG90	- 23	MK-CTSL50/0100HDG3	- 20
MK-CTFB50CC/300HDG45	- 32	MK-CTIR50/0225HDG90	- 23	MK-CTSL50/0150HDG3	- 20
MK-CTFB50CC/300HDG90	- 31	MK-CTIR50/0300HDG90	- 23	MK-CTSL50/0225HDG3	- 20
MK-CTFB50CC/450HDG45	- 32	MK-CTIR50/0450HDG90	- 23	MK-CTSL50/0300HDG3	- 20
MK-CTFB50CC/450HDG90	- 31	MK-CTIR50/0600HDG90	- 23	MK-CTSL50/0450HDG3	- 20
MK-CTFB50CC/600HDG45	- 32	MK-CTIR50/0750HDG90	- 23	MK-CTSL50/0600HDG3	- 20
MK-CTFB50CC/600HDG90	- 31	MK-CTIR50/0900HDG90	- 23	MK-CTSL50/0750HDG3	- 20
MK-CTFB50CC/750HDG45	- 32	MK-CTIR50CC/075HDG90	- 34	MK-CTSL50/0900HDG3	- 20
MK-CTFB50CC/750HDG90	- 31	MK-CTIR50CC/100HDG90	- 34	MK-CTSL50CC/075HDG3	- 31
MK-CTFB50CC/900HDG45	- 32	MK-CTIR50CC/150HDG90	- 34	MK-CTSL50CC/100HDG3	- 31
MK-CTFB50CC/900HDG90	- 31	MK-CTIR50CC/225HDG90	- 34	MK-CTSL50CC/150HDG3	- 31
MK-CTFP1HDG	- 11	MK-CTIR50CC/300HDG90	- 34	MK-CTSL50CC/225HDG3	- 31
MK-CTFP2HDG	- 11	MK-CTIR50CC/450HDG90	- 34	MK-CTSL50CC/225HDG3	- 31
MK-CTHB050HDG	- 36	MK-CTIR50CC/600HDG90	- 34	MK-CTSL50CC/300HDG3	- 31
MK-CTHB075HDG	- 36	MK-CTIR50CC/750HDG90	- 34	MK-CTSL50CC/600HDG3	- 31
MK-CTHB100HDG	- 36	MK-CTIR50CC/900HDG90	- 34	MK-CTSL50CC/750HDG3	- 31
MK-CTHB150HDG	- 36	MK-CTSC 25HDGPR	- 16	MK-CTSL50CC/900HDG3	- 31
MK-CTIR12/0050HDG90	- 10	MK-CTSC50HDGPR	- 21	MK-CTS0050HDG	- 36
MK-CTIR12/0075HDG90	- 10	MK-CTSL12/0050HDG3	- 8	MK-CTS0075HDG	- 36
MK-CTIR12/0100HDG90	- 10	MK-CTSL12/0075HDG3	- 8	MK-CTS0100HDG	- 36
MK-CTIR12/0150HDG90	- 10	MK-CTSL12/0100HDG3	- 8	MK-CTS0150HDG	- 36
MK-CTIR12/0225HDG90	- 10	MK-CTSL12/0150HDG3	- 8	MK-CTS0225HDG	- 36
MK-CTIR12CV/050HDG90	- 27	MK-CTSL12/0225HDG3	- 8	MK-CTS0300HDG	- 36
MK-CTIR12CV/075HDG90	- 27	MK-CTSL12CV/050HDG3	- 25	MK-CTS0450HDG	- 36
MK-CTIR12CV/100HDG90	- 27	MK-CTSL12CV/075HDG3	- 25	MK-CTS0600HDG	- 36
MK-CTIR12CV/150HDG90	- 27	MK-CTSL12CV/100HDG3	- 25	MK-CTS0750HDG	- 36
MK-CTIR12CV/225HDG90	- 27	MK-CTSL12CV/150HDG3	- 25	MK-CTS0900HDG	- 36
MK-CTIR18/0300HDG90	- 14	MK-CTSL12CV/225HDG3	- 25	MK-CTSR12/0075"/"W"HDG	- 10
MK-CTIR18/0450HDG90	- 14	MK-CTSL18/0300HDG3	- 12	MK-CTSR12/0100"/"W"HDG	- 10
MK-CTIR18/0600HDG90	- 14	MK-CTSL18/0450HDG3	- 12	MK-CTSR12/0150"/"W"HDG	- 10
MK-CTIR18/0750HDG90	- 14	MK-CTSL18/0600HDG3	- 12	MK-CTSR12/0225"/"W"HDG	- 10
MK-CTIR18/0900HDG90	- 14	MK-CTSL18/0750HDG3	- 12	MK-CTSR18/0450"/"W"HDG	- 14
MK-CTIR18CV/300HDG90	- 27	MK-CTSL18/0900HDG3	- 12	MK-CTSR18/0600"/"W"HDG	- 14

Part No.	Page No.	Part No.	Page No.	Part No.	Page No.			
MK-CTSR18/0750/"W"HDG	-	14	MK-CTUT18/0900/"W2"HDG	-	14	MK-L/ECO125/PR	-	66
MK-CTSR18/0900/"W"HDG	-	14	MK-CTUT18CV/300/"W2"HDG	-	26	MK-L/ECO150/PR	-	66
MK-CTSR25/0075/"W"HDG	-	19	MK-CTUT25/0050/"W2"HDG	-	18	MK-L/ES250	-	68
MK-CTSR25/0100/"W"HDG	-	19	MK-CTUT25/0075/"W2"HDG	-	18	MK-L/HDB100	-	65
MK-CTSR25/0150/"W"HDG	-	19	MK-CTUT25/0100/"W2"HDG	-	18	MK-L/HDB125	-	65
MK-CTSR25/0225/"W"HDG	-	19	MK-CTUT25/0150/"W2"HDG	-	18	MK-L/HDB150	-	65
MK-CTSR25/0300/"W"HDG	-	19	MK-CTUT25/0225/"W2"HDG	-	18	MK-L/HDC/A	-	65
MK-CTSR25/0450/"W"HDG	-	19	MK-CTUT25/0300/"W2"HDG	-	18	MK-L/HDC/B	-	65
MK-CTSR25/0600/"W"HDG	-	19	MK-CTUT25/0450/"W2"HDG	-	18	MK-L/HSP100/PR	-	64
MK-CTSR25/0750/"W"HDG	-	19	MK-CTUT25/0600/"W2"HDG	-	18	MK-L/HSP125/PR	-	64
MK-CTSR25/0900/"W"HDG	-	19	MK-CTUT25/0750/"W2"HDG	-	18	MK-L/HSP150/PR	-	64
MK-CTSR50/0100/"W"HDG	-	24	MK-CTUT25/0900/"W2"HDG	-	18	MK-L/RSP100	-	46
MK-CTSR50/0150/"W"HDG	-	24	MK-CTUT25CC/050/"W2"HDG	-	29	MK-L/RSP100	-	64
MK-CTSR50/0225/"W"HDG	-	24	MK-CTUT25CC/075/"W2"HDG	-	29	MK-L/RSP125	-	51
MK-CTSR50/0300/"W"HDG	-	24	MK-CTUT25CC/100/"W2"HDG	-	29	MK-L/RSP125	-	64
MK-CTSR50/0450/"W"HDG	-	24	MK-CTUT25CC/150/"W2"HDG	-	29	MK-L/RSP150	-	56
MK-CTSR50/0600/"W"HDG	-	24	MK-CTUT25CC/225/"W2"HDG	-	29	MK-L/RSP150	-	64
MK-CTSR50/0750/"W"HDG	-	24	MK-CTUT25CC/300/"W2"HDG	-	29	MK-L/RTR100/PR	-	67
MK-CTSR50/0900/"W"HDG	-	24	MK-CTUT25CC/450/"W2"HDG	-	29	MK-L/RTR125/PR	-	67
MK-CTSRVC12/0075/"W2"HDG	-	27	MK-CTUT25CC/600/"W2"HDG	-	29	MK-L/RTR150/PR	-	67
MK-CTSRVC12/0100/"W2"HDG	-	27	MK-CTUT50/0075/"W2"HDG	-	23	MK-L/SC100	-	65
MK-CTSRVC12/0150/"W2"HDG	-	27	MK-CTUT50/0100/"W2"HDG	-	23	MK-L/SC125	-	65
MK-CTSRVC12/0225/"W2"HDG	-	27	MK-CTUT50/0150/"W2"HDG	-	23	MK-L/SC150	-	65
MK-CTSRVC18/0300/"W2"HDG	-	27	MK-CTUT50/0225/"W2"HDG	-	23	MK-L/SE050/0150	-	66
MK-CTSRVC25/0075/"W2"HDG	-	30	MK-CTUT50/0300/"W2"HDG	-	23	MK-L/SE050/0300	-	66
MK-CTSRVC25/0100/"W2"HDG	-	30	MK-CTUT50/0450/"W2"HDG	-	23	MK-L/SE050/0450	-	66
MK-CTSRVC25/0150/"W2"HDG	-	30	MK-CTUT50/0600/"W2"HDG	-	23	MK-L/SE050/0600	-	66
MK-CTSRVC25/0225/"W2"HDG	-	30	MK-CTUT50/0750/"W2"HDG	-	23	MK-L/SE050/0750	-	66
MK-CTSRVC25/0300/"W2"HDG	-	30	MK-CTUT50/0900/"W2"HDG	-	23	MK-L/SE050/0900	-	66
MK-CTSRVC25/0450/"W2"HDG	-	30	MK-CTUT50CC/075/"W2"HDG	-	33	MK-L/SRC	-	65
MK-CTSRVC25/0600/"W2"HDG	-	30	MK-CTUT50CC/100/"W2"HDG	-	33	MK-L/SSP100/PR	-	64
MK-CTSRVC50/0100/"W2"HDG	-	34	MK-CTUT50CC/150/"W2"HDG	-	33	MK-L/SSP125/PR	-	64
MK-CTSRVC50/0150/"W2"HDG	-	34	MK-CTUT50CC/225/"W2"HDG	-	33	MK-L/SSP150/PR	-	64
MK-CTSRVC50/0225/"W2"HDG	-	34	MK-CTUT50CC/300/"W2"HDG	-	33	MK-L/VSP100/PR	-	64
MK-CTSRVC50/0300/"W2"HDG	-	34	MK-CTUT50CC/450/"W2"HDG	-	33	MK-L/VSP125/PR	-	64
MK-CTSRVC50/0450/"W2"HDG	-	34	MK-CTUT50CC/600/"W2"HDG	-	33	MK-L/vSP150/PR	-	64
MK-CTSRVC50/0600/"W2"HDG	-	34	MK-CTUT50CC/750/"W2"HDG	-	33	MK-L/WSB100PR	-	67
MK-CTSRVC50/0750/"W2"HDG	-	34	MK-CTUT50CC/900/"W2"HDG	-	33	MK-L/WSB125PR	-	67
MK-CTSRVC50/0900/"W2"HDG	-	34	MK-L/BSP100/PR	-	66	MK-L/WSB150PR	-	67
MK-CTUT12/0050/"W2"HDG	-	10	MK-L/BSP125/PR	-	66	MK-LBD100	-	68
MK-CTUT12/0075/"W2"HDG	-	10	MK-L/BSP150/PR	-	66	MK-LBD125	-	68
MK-CTUT12/0100/"W2"HDG	-	10	MK-L/CCC	-	63	MK-LBD150	-	68
MK-CTUT12/0150/"W2"HDG	-	10	MK-L/CCV	-	63	MK-LCO100/0150HDGR300	-	43
MK-CTUT12/0225/"W2"HDG	-	10	MK-L/DOP/150	-	67	MK-LCO100/0300HDGR300	-	43
MK-CTUT12CV/050/"W2"HDG	-	26	MK-L/DOP/300	-	67	MK-LCO100/0450HDGR300	-	43
MK-CTUT12CV/075/"W2"HDG	-	26	MK-L/DOP/450	-	67	MK-LCO100/0600HDGR300	-	43
MK-CTUT12CV/100/"W2"HDG	-	26	MK-L/DOP/600	-	67	MK-LCO100/0750HDGR300	-	43
MK-CTUT12CV/150/"W2"HDG	-	26	MK-L/DOP/750	-	67	MK-LCO100/0900HDGR300	-	43
MK-CTUT12CV/225/"W2"HDG	-	26	MK-L/DOP/900	-	67	MK-LCO125/0150HDGR300	-	48
MK-CTUT18/0300/"W2"HDG	-	14	MK-L/EC/100PR	-	66	MK-LCO125/0300HDGR300	-	48
MK-CTUT18/0450/"W2"HDG	-	14	MK-L/EC/125PR	-	66	MK-LCO125/0450HDGR300	-	48
MK-CTUT18/0600/"W2"HDG	-	14	MK-L/EC/150PR	-	66	MK-LCO125/0600HDGR300	-	48
MK-CTUT18/0750/"W2"HDG	-	14	MK-L/ECO100/PR	-	66	MK-LCO125/0750HDGR300	-	48



Part No.	Page No.	Part No.	Page No.	Part No.	Page No.
MK-LCO125/0900HDGR300	- 48	MK-LER125/0750HDG/30R300	- 51	MK-LERC"100"/0600HDG/90R300	- 61
MK-LCO150/0150HDGR300	- 53	MK-LER125/0750HDG/45R300	- 50	MK-LERC"100"/0750HDG/90R300	- 61
MK-LCO150/0300HDGR300	- 53	MK-LER125/0750HDG/60R300	- 50	MK-LERC"100"/0900HDG/90R300	- 61
MK-LCO150/0450HDGR300	- 53	MK-LER125/0750HDG/90R300	- 50	MK-LET100/0150HDGR300	- 43
MK-LCO150/0600HDGR300	- 53	MK-LER125/0900HDG/30R300	- 51	MK-LET100/0300HDGR300	- 43
MK-LCO150/0750HDGR300	- 53	MK-LER125/0900HDG/45R300	- 50	MK-LET100/0450HDGR300	- 43
MK-LCO150/0900HDGR300	- 53	MK-LER125/0900HDG/60R300	- 50	MK-LET100/0600HDGR300	- 43
MK-LCOC/0150HDGR300	- 58	MK-LER125/0900HDG/90R300	- 50	MK-LET100/0750HDGR300	- 43
MK-LCOC/0300HDGR300	- 58	MK-LER150/0150HDG/30R300	- 56	MK-LET100/0900HDGR300	- 43
MK-LCOC/0450HDGR300	- 58	MK-LER150/0150HDG/45R300	- 55	MK-LET125/0150HDGR300	- 48
MK-LCOC/0600HDGR300	- 58	MK-LER150/0150HDG/60R300	- 55	MK-LET125/0300HDGR300	- 48
MK-LCOC/0750HDGR300	- 58	MK-LER150/0150HDG/90R300	- 55	MK-LET125/0450HDGR300	- 48
MK-LCOC/0900HDGR300	- 58	MK-LER150/0300HDG/30R300	- 56	MK-LET125/0600HDGR300	- 48
MK-LER100/0150HDG/30R300	- 46	MK-LER150/0300HDG/45R300	- 55	MK-LET125/0750HDGR300	- 48
MK-LER100/0150HDG/45R300	- 45	MK-LER150/0300HDG/60R300	- 55	MK-LET125/0900HDGR300	- 48
MK-LER100/0150HDG/60R300	- 45	MK-LER150/0300HDG/90R300	- 55	MK-LET150/0150HDGR300	- 53
MK-LER100/0150HDG/90R300	- 45	MK-LER150/0450HDG/30R300	- 56	MK-LET150/0300HDGR300	- 53
MK-LER100/0300HDG/30R300	- 46	MK-LER150/0450HDG/45R300	- 55	MK-LET150/0450HDGR300	- 53
MK-LER100/0300HDG/45R300	- 45	MK-LER150/0450HDG/60R300	- 55	MK-LET150/0600HDGR300	- 53
MK-LER100/0300HDG/60R300	- 45	MK-LER150/0450HDG/90R300	- 55	MK-LET150/0750HDGR300	- 53
MK-LER100/0300HDG/90R300	- 45	MK-LER150/0600HDG/30R300	- 56	MK-LET150/0900HDGR300	- 53
MK-LER100/0450HDG/30R300	- 46	MK-LER150/0600HDG/45R300	- 55	MK-LETC/0150HDGR300	- 59
MK-LER100/0450HDG/45R300	- 45	MK-LER150/0600HDG/60R300	- 55	MK-LETC/0300HDGR300	- 59
MK-LER100/0450HDG/60R300	- 45	MK-LER150/0600HDG/90R300	- 55	MK-LETC/0450HDGR300	- 59
MK-LER100/0450HDG/90R300	- 45	MK-LER150/0750HDG/30R300	- 56	MK-LETC/0600HDGR300	- 59
MK-LER100/0600HDG/30R300	- 46	MK-LER150/0750HDG/45R300	- 55	MK-LETC/0750HDGR300	- 59
MK-LER100/0600HDG/45R300	- 45	MK-LER150/0750HDG/60R300	- 55	MK-LETC/0900HDGR300	- 59
MK-LER100/0600HDG/60R300	- 45	MK-LER150/0750HDG/90R300	- 55	MK-LFB100/0150HDG/30R300	- 43
MK-LER100/0600HDG/90R300	- 45	MK-LER150/0900HDG/30R300	- 56	MK-LFB100/0150HDG/45R300	- 43
MK-LER100/0750HDG/30R300	- 46	MK-LER150/0900HDG/45R300	- 55	MK-LFB100/0150HDG/60R300	- 42
MK-LER100/0750HDG/45R300	- 45	MK-LER150/0900HDG/60R300	- 55	MK-LFB100/0150HDG/90R300	- 42
MK-LER100/0750HDG/60R300	- 45	MK-LER150/0900HDG/90R300	- 55	MK-LFB100/0300HDG/30R300	- 43
MK-LER100/0750HDG/90R300	- 45	MK-LERC "100"/0150HDG/30R300	- 62	MK-LFB100/0300HDG/45R300	- 43
MK-LER100/0900HDG/30R300	- 46	MK-LERC "100"/0150HDG/45R300	- 61	MK-LFB100/0300HDG/60R300	- 42
MK-LER100/0900HDG/45R300	- 45	MK-LERC "100"/0300HDG/30R300	- 62	MK-LFB100/0300HDG/90R300	- 42
MK-LER100/0900HDG/60R300	- 45	MK-LERC "100"/0300HDG/45R300	- 61	MK-LFB100/0450HDG/30R300	- 43
MK-LER100/0900HDG/90R300	- 45	MK-LERC "100"/0300HDG/60R300	- 61	MK-LFB100/0450HDG/45R300	- 43
MK-LER125/0150HDG/30R300	- 51	MK-LERC "100"/0450HDG/30R300	- 62	MK-LFB100/0450HDG/45R300	- 43
MK-LER125/0150HDG/45R300	- 50	MK-LERC "100"/0450HDG/45R300	- 61	MK-LFB100/0450HDG/60R300	- 42
MK-LER125/0150HDG/60R300	- 50	MK-LERC "100"/0450HDG/60R300	- 61	MK-LFB100/0450HDG/90R300	- 42
MK-LER125/0150HDG/90R300	- 50	MK-LERC "100"/0600HDG/30R300	- 62	MK-LFB100/0600HDG/30R300	- 43
MK-LER125/0300HDG/30R300	- 51	MK-LERC "100"/0600HDG/45R300	- 61	MK-LFB100/0600HDG/60R300	- 42
MK-LER125/0300HDG/45R300	- 50	MK-LERC "100"/0600HDG/60R300	- 61	MK-LFB100/0600HDG/90R300	- 42
MK-LER125/0300HDG/60R300	- 50	MK-LERC "100"/0750HDG/30R300	- 62	MK-LFB100/0750HDG/30R300	- 43
MK-LER125/0300HDG/90R300	- 50	MK-LERC "100"/0750HDG/45R300	- 61	MK-LFB100/0750HDG/45R300	- 43
MK-LER125/0450HDG/30R300	- 51	MK-LERC "100"/0750HDG/60R300	- 61	MK-LFB100/0750HDG/60R300	- 42
MK-LER125/0450HDG/45R300	- 50	MK-LERC "100"/0900HDG/30R300	- 62	MK-LFB100/0750HDG/90R300	- 42
MK-LER125/0450HDG/60R300	- 50	MK-LERC "100"/0900HDG/45R300	- 61	MK-LFB100/0900HDG/30R300	- 43
MK-LER125/0450HDG/90R300	- 50	MK-LERC "100"/0900HDG/60R300	- 61	MK-LFB100/0900HDG/45R300	- 43
MK-LER125/0600HDG/30R300	- 51	MK-LERC"100"/0150HDG/60R300	- 61	MK-LFB100/0900HDG/60R300	- 42
MK-LER125/0600HDG/45R300	- 50	MK-LERC"100"/0150HDG/90R300	- 61	MK-LFB100/0900HDG/90R300	- 42
MK-LER125/0600HDG/60R300	- 50	MK-LERC"100"/0300HDG/90R300	- 61	MK-LFB125/0150HDG/30R300	- 48
MK-LER125/0600HDG/90R300	- 50	MK-LERC"100"/0450HDG/90R300	- 61	MK-LFB125/0150HDG/45R300	- 48



Index

Part No.	Page No.	Part No.	Page No.	Part No.	Page No.
MK-LFB125/0150HDG/60R300	- 47	MK-LFBC/0300HDG/90R300	- 57	MK-LIR125/0600HDG/30R300	- 50
MK-LFB125/0150HDG/90R300	- 47	MK-LFBC/0450HDG/30R300	- 58	MK-LIR125/0600HDG/45R300	- 49
MK-LFB125/0300HDG/30R300	- 48	MK-LFBC/0450HDG/45R300	- 58	MK-LIR125/0600HDG/60R300	- 49
MK-LFB125/0300HDG/45R300	- 48	MK-LFBC/0450HDG/60R300	- 57	MK-LIR125/0600HDG/90R300	- 49
MK-LFB125/0300HDG/60R300	- 47	MK-LFBC/0450HDG/90R300	- 57	MK-LIR125/0750HDG/30R300	- 50
MK-LFB125/0300HDG/90R300	- 47	MK-LFBC/0600HDG/30R300	- 58	MK-LIR125/0750HDG/45R300	- 49
MK-LFB125/0450HDG/30R300	- 48	MK-LFBC/0600HDG/45R300	- 58	MK-LIR125/0750HDG/60R300	- 49
MK-LFB125/0450HDG/45R300	- 48	MK-LFBC/0600HDG/60R300	- 57	MK-LIR125/0750HDG/90R300	- 49
MK-LFB125/0450HDG/60R300	- 47	MK-LFBC/0600HDG/90R300	- 57	MK-LIR125/0900HDG/30R300	- 50
MK-LFB125/0450HDG/90R300	- 47	MK-LFBC/0750HDG/30R300	- 58	MK-LIR125/0900HDG/45R300	- 49
MK-LFB125/0600HDG/30R300	- 48	MK-LFBC/0750HDG/45R300	- 58	MK-LIR125/0900HDG/60R300	- 49
MK-LFB125/0600HDG/45R300	- 48	MK-LFBC/0750HDG/60R300	- 57	MK-LIR125/0900HDG/90R300	- 49
MK-LFB125/0600HDG/60R300	- 47	MK-LFBC/0750HDG/90R300	- 57	MK-LIR150/0150HDG/30R300	- 55
MK-LFB125/0600HDG/90R300	- 47	MK-LFBC/0900HDG/30R300	- 58	MK-LIR150/0150HDG/45R300	- 54
MK-LFB125/0750HDG/30R300	- 48	MK-LFBC/0900HDG/45R300	- 58	MK-LIR150/0150HDG/60R300	- 54
MK-LFB125/0750HDG/45R300	- 48	MK-LFBC/0900HDG/60R300	- 57	MK-LIR150/0150HDG/90R300	- 54
MK-LFB125/0750HDG/60R300	- 47	MK-LFBC/0900HDG/90R300	- 57	MK-LIR150/0300HDG/30R300	- 55
MK-LFB125/0750HDG/90R300	- 47	MK-LIR100/0150HDG/30R300	- 45	MK-LIR150/0300HDG/45R300	- 54
MK-LFB125/0900HDG/30R300	- 48	MK-LIR100/0150HDG/45R300	- 44	MK-LIR150/0300HDG/60R300	- 54
MK-LFB125/0900HDG/45R300	- 48	MK-LIR100/0150HDG/60R300	- 44	MK-LIR150/0300HDG/90R300	- 54
MK-LFB125/0900HDG/60R300	- 47	MK-LIR100/0150HDG/90R300	- 44	MK-LIR150/0450HDG/30R300	- 55
MK-LFB125/0900HDG/90R300	- 47	MK-LIR100/0300HDG/30R300	- 45	MK-LIR150/0450HDG/45R300	- 54
MK-LFB150/0150HDG/30R300	- 53	MK-LIR100/0300HDG/45R300	- 44	MK-LIR150/0450HDG/60R300	- 54
MK-LFB150/0150HDG/45R300	- 53	MK-LIR100/0300HDG/60R300	- 44	MK-LIR150/0450HDG/90R300	- 54
MK-LFB150/0150HDG/60R300	- 52	MK-LIR100/0300HDG/90R300	- 44	MK-LIR150/0600HDG/30R300	- 55
MK-LFB150/0150HDG/90R300	- 52	MK-LIR100/0450HDG/30R300	- 45	MK-LIR150/0600HDG/45R300	- 54
MK-LFB150/0300HDG/30R300	- 53	MK-LIR100/0450HDG/45R300	- 44	MK-LIR150/0600HDG/60R300	- 54
MK-LFB150/0300HDG/45R300	- 53	MK-LIR100/0450HDG/60R300	- 44	MK-LIR150/0600HDG/90R300	- 54
MK-LFB150/0300HDG/60R300	- 52	MK-LIR100/0450HDG/90R300	- 44	MK-LIR150/0750HDG/30R300	- 55
MK-LFB150/0300HDG/90R300	- 52	MK-LIR100/0600HDG/30R300	- 45	MK-LIR150/0750HDG/45R300	- 54
MK-LFB150/0450HDG/30R300	- 53	MK-LIR100/0600HDG/45R300	- 44	MK-LIR150/0750HDG/60R300	- 54
MK-LFB150/0450HDG/45R300	- 53	MK-LIR100/0600HDG/60R300	- 44	MK-LIR150/0750HDG/90R300	- 54
MK-LFB150/0450HDG/60R300	- 52	MK-LIR100/0600HDG/90R300	- 44	MK-LIR150/0900HDG/30R300	- 55
MK-LFB150/0450HDG/90R300	- 52	MK-LIR100/0750HDG/30R300	- 45	MK-LIR150/0900HDG/45R300	- 54
MK-LFB150/0600HDG/30R300	- 53	MK-LIR100/0750HDG/45R300	- 44	MK-LIR150/0900HDG/60R300	- 54
MK-LFB150/0600HDG/45R300	- 53	MK-LIR100/0750HDG/60R300	- 44	MK-LIR150/0900HDG/90R300	- 54
MK-LFB150/0600HDG/60R300	- 52	MK-LIR100/0750HDG/90R300	- 44	MK-LIRC/0150HDG/30R300	- 60
MK-LFB150/0600HDG/90R300	- 52	MK-LIR100/0900HDG/30R300	- 45	MK-LIRC/0150HDG/45R300	- 60
MK-LFB150/0750HDG/30R300	- 53	MK-LIR100/0900HDG/45R300	- 44	MK-LIRC/0150HDG/60R300	- 60
MK-LFB150/0750HDG/45R300	- 53	MK-LIR100/0900HDG/60R300	- 44	MK-LIRC/0150HDG/90R300	- 59
MK-LFB150/0750HDG/60R300	- 52	MK-LIR100/0900HDG/90R300	- 44	MK-LIRC/0300HDG/30R300	- 60
MK-LFB150/0750HDG/90R300	- 52	MK-LIR125/0150HDG/30R300	- 50	MK-LIRC/0300HDG/45R300	- 60
MK-LFB150/0900HDG/30R300	- 53	MK-LIR125/0150HDG/45R300	- 49	MK-LIRC/0300HDG/60R300	- 60
MK-LFB150/0900HDG/45R300	- 53	MK-LIR125/0150HDG/60R300	- 49	MK-LIRC/0300HDG/90R300	- 59
MK-LFB150/0900HDG/60R300	- 52	MK-LIR125/0150HDG/90R300	- 49	MK-LIRC/0450HDG/30R300	- 60
MK-LFB150/0900HDG/90R300	- 52	MK-LIR125/0300HDG/30R300	- 50	MK-LIRC/0450HDG/45R300	- 60
MK-LFBC/0150HDG/30R300	- 58	MK-LIR125/0300HDG/45R300	- 49	MK-LIRC/0450HDG/60R300	- 60
MK-LFBC/0150HDG/45R300	- 58	MK-LIR125/0300HDG/60R300	- 49	MK-LIRC/0450HDG/90R300	- 59
MK-LFBC/0150HDG/60R300	- 57	MK-LIR125/0300HDG/90R300	- 49	MK-LIRC/0600HDG/30R300	- 60
MK-LFBC/0150HDG/90R300	- 57	MK-LIR125/0450HDG/30R300	- 50	MK-LIRC/0600HDG/45R300	- 60
MK-LFBC/0300HDG/30R300	- 58	MK-LIR125/0450HDG/45R300	- 49	MK-LIRC/0600HDG/60R300	- 60
MK-LFBC/0300HDG/45R300	- 58	MK-LIR125/0450HDG/60R300	- 49	MK-LIRC/0600HDG/90R300	- 59
MK-LFBC/0300HDG/60R300	- 57	MK-LIR125/0450HDG/90R300	- 49	MK-LIRC/0750HDG/30R300	- 60



Part No.	Page No.	Part No.	Page No.	Part No.	Page No.
MK-LIRC/0750HDG/45R300	- 60	MK-LSL100/0600HDG/3	- 42	MK-LUT150/0150/W2/HDGR300	- 54
MK-LIRC/0750HDG/60R300	- 60	MK-LSL100/0750HDG/3	- 42	MK-LUT150/0300/W2/HDGR300	- 54
MK-LIRC/0750HDG/90R300	- 59	MK-LSL100/0900HDG/3	- 42	MK-LUT150/0450/W2/HDGR300	- 54
MK-LIRC/0900HDG/30R300	- 60	MK-LSL125/0150HDG/3	- 47	MK-LUT150/0600/W2/HDGR300	- 54
MK-LIRC/0900HDG/45R300	- 60	MK-LSL125/0300HDG/3	- 47	MK-LUT150/0750/W2/HDGR300	- 54
MK-LIRC/0900HDG/60R300	- 60	MK-LSL125/0450HDG/3	- 47	MK-LUT150/0900/W2/HDGR300	- 54
MK-LIRC/0900HDG/90R300	- 59	MK-LSL125/0600HDG/3	- 47	MK-LUTC/0150/"W2"HDGR300	- 59
MK-LLR100/0300/"B"HDG	- 46	MK-LSL125/0750HDG/3	- 47	MK-LUTC/0300/"W2"HDGR300	- 59
MK-LLR100/0450/"B"HDG	- 46	MK-LSL125/0900HDG/3	- 47	MK-LUTC/0450/"W2"HDGR300	- 59
MK-LLR100/0600/"B"HDG	- 46	MK-LSL150/0150HDG/3	- 52	MK-LUTC/0600/"W2"HDGR300	- 59
MK-LLR100/0750/"B"HDG	- 46	MK-LSL150/0300HDG/3	- 52	MK-LUTC/0750/"W2"HDGR300	- 59
MK-LLR100/0900/"B"HDG	- 46	MK-LSL150/0450HDG/3	- 52	MK-LUTC/0900/"W2"HDGR300	- 59
MK-LLR125/0300/"B"HDG	- 51	MK-LSL150/0600HDG/3	- 52	MK-M06FW	- 112
MK-LLR125/0450/"B"HDG	- 51	MK-LSL150/0750HDG/3	- 52	MK-M06HN	- 112
MK-LLR125/0600/"B"HDG	- 51	MK-LSL150/0900HDG/3	- 52	MK-M06LW	- 113
MK-LLR125/0750/"B"HDG	- 51	MK-LSLC/0150HDG/1.5	- 57	MK-M06NDA	- 112
MK-LLR125/0900/"B"HDG	- 51	MK-LSLC/0300HDG/1.5	- 57	MK-M06PW	- 112
MK-LLR150/0300/"B"HDG	- 56	MK-LSLC/0450HDG/1.5	- 57	MK-M06RC	- 113
MK-LLR150/0450/"B"HDG	- 56	MK-LSLC/0600HDG/1.5	- 57	MK-M06WN	- 113
MK-LLR150/0600/"B"HDG	- 56	MK-LSLC/0750HDG/1.5	- 57	MK-M06X12HS	- 111
MK-LLR150/0750/"B"HDG	- 56	MK-LSLC/0900HDG/1.5	- 57	MK-M06X12RB	- 112
MK-LLR150/0900/"B"HDG	- 56	MK-LSR100/0300/"B"HDG	- 46	MK-M06X16HS	- 111
MK-LLRC/0300/"W2"HDG	- 63	MK-LSR100/0300/"B"HDG	- 46	MK-M06X16RB	- 112
MK-LLRC/0450/"W2"HDG	- 63	MK-LSR100/0300/"B"HDG	- 46	MK-M06X20HS	- 111
MK-LLRC/0600/"W2"HDG	- 63	MK-LSR100/0300/"B"HDG	- 46	MK-M06X20RB	- 112
MK-LLRC/0750/"W2"HDG	- 63	MK-LSR100/0300/"B"HDG	- 46	MK-M06X25HS	- 111
MK-LLRC/0900/"W2"HDG	- 63	MK-LSR125/0300/"B"HDG	- 51	MK-M06X30HS	- 111
MK-LRR100/0300/"B"HDG	- 46	MK-LSR125/0300/"B"HDG	- 51	MK-M06X3TR	- 113
MK-LRR100/0450/"B"HDG	- 46	MK-LSR125/0300/"B"HDG	- 51	MK-M06X80EB	- 111
MK-LRR100/0600/"B"HDG	- 46	MK-LSR125/0300/"B"HDG	- 51	MK-M08FW	- 112
MK-LRR100/0750/"B"HDG	- 46	MK-LSR125/0300/"B"HDG	- 51	MK-M08HN	- 112
MK-LRR100/0900/"B"HDG	- 46	MK-LSR150/0300/"B"HDG	- 56	MK-M08LW	- 113
MK-LRR125/0300/"B"HDG	- 51	MK-LSR150/0300/"B"HDG	- 56	MK-M08NDA	- 112
MK-LRR125/0450/"B"HDG	- 51	MK-LSR150/0300/"B"HDG	- 56	MK-M08PW	- 112
MK-LRR125/0600/"B"HDG	- 51	MK-LSR150/0300/"B"HDG	- 56	MK-M08RC	- 113
MK-LRR125/0750/"B"HDG	- 51	MK-LSR150/0300/"B"HDG	- 56	MK-M08WN	- 113
MK-LRR125/0900/"B"HDG	- 51	MK-LSRC/0300/"W2"HDG	- 62	MK-M08X12RB	- 112
MK-LRR150/0300/"B"HDG	- 56	MK-LSRC/0300/"W2"HDG	- 62	MK-M08X20HS	- 111
MK-LRR150/0450/"B"HDG	- 56	MK-LSRC/0300/"W2"HDG	- 62	MK-M08X20RB	- 112
MK-LRR150/0600/"B"HDG	- 56	MK-LSRC/0300/"W2"HDG	- 62	MK-M08X25HS	- 111
MK-LRR150/0750/"B"HDG	- 56	MK-LSRC/0300/"W2"HDG	- 62	MK-M08X30HS	- 111
MK-LRR150/0900/"B"HDG	- 56	MK-LUT100/0150/W2/HDGR300	- 44	MK-M08X35HS	- 111
MK-LRRC/0300/"W2"HDG	- 62	MK-LUT100/0300/W2/HDGR300	- 44	MK-M08X3TR	- 113
MK-LRRC/0450/"W2"HDG	- 62	MK-LUT100/0450/W2/HDGR300	- 44	MK-M08X80EB	- 111
MK-LRRC/0600/"W2"HDG	- 62	MK-LUT100/0600/W2/HDGR300	- 44	MK-M10FC	- 113
MK-LRRC/0750/"W2"HDG	- 62	MK-LUT100/0750/W2/HDGR300	- 44	MK-M10FW	- 112
MK-LRRC/0900/"W2"HDG	- 62	MK-LUT100/0900/W2/HDGR300	- 44	MK-M10HN	- 112
MK-LSD100/3	- 67	MK-LUT125/0150/W2/HDGR300	- 49	MK-M10LW	- 113
MK-LSD125/3	- 67	MK-LUT125/0300/W2/HDGR300	- 49	MK-M10NDA	- 112
MK-LSD150/3	- 67	MK-LUT125/0450/W2/HDGR300	- 49	MK-M10PC	- 113
MK-LSL100/0150HDG/3	- 42	MK-LUT125/0600/W2/HDGR300	- 49	MK-M10PW	- 112
MK-LSL100/0300HDG/3	- 42	MK-LUT125/0750/W2/HDGR300	- 49	MK-M10RC	- 113
MK-LSL100/0450HDG/3	- 42	MK-LUT125/0900/W2/HDGR300	- 49	MK-M10WN	- 113

Part No.	Page No.	Part No.	Page No.	Part No.	Page No.
MK-M10X20HS	- 111	MK-MS2115PG3	- 101	MK-MS600C	- 109
MK-M10X25HS	- 111	MK-MS2115PG3S11	- 101	MK-MS600D	- 109
MK-M10X30HS	- 111	MK-MS2115PG3S14	- 101	MK-MS600E	- 109
MK-M10X35HS	- 111	MK-MS2115PG6	- 101	MK-MS750A	- 109
MK-M10X3TR	- 113	MK-MS2115PG6S11	- 101	MK-MS750B	- 109
MK-M10X40CP	- 111	MK-MS2115PG6S14	- 101	MK-MS750C	- 109
MK-M10X40HS	- 111	MK-MS2125PG3	- 101	MK-MS750D	- 109
MK-M10X45HS	- 111	MK-MS2125PG3C2	- 101	MK-MS750E	- 109
MK-M10X50HS	- 111	MK-MS2125PG3S11	- 101	MK-MSA600	- 103
MK-M10X55HS	- 111	MK-MS2125PG3S14	- 101	MK-MSA601	- 103
MK-M10X80EB	- 111	MK-MS2125PG6	- 101	MK-MSA602	- 104
MK-M12FC	- 113	MK-MS2125PG6C2	- 101	MK-MSA603	- 104
MK-M12FW	- 112	MK-MS2125PG6S11	- 101	MK-MSA604	- 104
MK-M12HN	- 112	MK-MS2125PG6S14	- 101	MK-MSA605	- 104
MK-M12LW	- 113	MK-MS300A	- 109	MK-MSA606	- 104
MK-M12NDA	- 112	MK-MS300B	- 109	MK-MSA607	- 104
MK-M12RC	- 113	MK-MS300C	- 109	MK-MSA608	- 104
MK-M12X30HS	- 111	MK-MS300D	- 109	MK-MSA609	- 104
MK-M12X35HS	- 111	MK-MS300E	- 109	MK-MSA610	- 105
MK-M12X3TR	- 113	MK-MS4115PG3	- 102	MK-MSA611	- 105
MK-M12X40HS	- 111	MK-MS4115PG3S11	- 102	MK-MSA612	- 105
MK-M12X50HS	- 111	MK-MS4115PG3S14	- 102	MK-MSA614	- 105
MK-M12X55HS	- 111	MK-MS4115PG6	- 102	MK-MSA615	- 105
MK-M12X60HS	- 111	MK-MS4115PG6S11	- 102	MK-MSA616	- 105
MK-M12X80EB	- 111	MK-MS4115PG6S14	- 102	MK-MSA617	- 105
MK-MBC400	- 108	MK-MS4125PG1020	- 36	MK-MSF501/06	- 102
MK-MBC401CP	- 108	MK-MS4125PG170	- 36	MK-MSF501/08	- 102
MK-MBC402CP	- 108	MK-MS4125PG195	- 36	MK-MSF501/10	- 102
MK-MBC403CP	- 108	MK-MS4125PG220	- 36	MK-MSF501/12	- 102
MK-MBC404CP	- 108	MK-MS4125PG270	- 36	MK-MSF502	- 102
MK-MBC405X110	- 108	MK-MS4125PG3	- 102	MK-MSF503	- 102
MK-MBC405X150	- 108	MK-MS4125PG345	- 36	MK-MSF504	- 103
MK-MBC405X65	- 108	MK-MS4125PG3C2	- 102	MK-MSF505	- 103
MK-MBC407CP	- 108	MK-MS4125PG3S11	- 102	MK-MSF506	- 103
MK-MBC408CP	- 108	MK-MS4125PG3S14	- 102	MK-MSF507	- 103
MK-MBP304	- 107	MK-MS4125PG420	- 36	MK-MSF509	- 103
MK-MBP305	- 107	MK-MS4125PG570	- 36	MK-MSN06	- 110
MK-MBP306	- 107	MK-MS4125PG6	- 102	MK-MSN08	- 110
MK-MBP307	- 107	MK-MS4125PG6C2	- 102	MK-MSN10	- 110
MK-MBP308	- 107	MK-MS4125PG6S11	- 102	MK-MSN12	- 110
MK-MLN06	- 110	MK-MS4125PG6S14	- 102	MK-MSU800	- 106
MK-MLN08	- 110	MK-MS4125PG720	- 36	MK-MSU801	- 106
MK-MLN10	- 110	MK-MS4125PG870	- 36	MK-MSU802	- 106
MK-MLN12	- 110	MK-MS41CLB3	- 110	MK-MSU803	- 106
MK-MPN06	- 110	MK-MS41CLS3	- 110	MK-MSU804	- 106
MK-MPN08	- 110	MK-MS41CLW3	- 110	MK-MSU805	- 106
MK-MPN10	- 110	MK-MS450A	- 109	MK-MSU806	- 107
MK-MPN12	- 110	MK-MS450B	- 109	MK-MSU807	- 107
MK-MS150A	- 109	MK-MS450C	- 109	MK-MSU808	- 107
MK-MS150B	- 109	MK-MS450D	- 109	MK-MSU809	- 107
MK-MS150C	- 109	MK-MS450E	- 109	MK-MSZ700	- 106
MK-MS150D	- 109	MK-MS600A	- 109	MK-MSZ701	- 106
MK-MS150E	- 109	MK-MS600B	- 109	MK-MSZ702	- 106



Part No.	Page No.	Part No.	Page No.	Part No.	Page No.
MK-PVC21B	- 110	MK-TCO/150/075/PG/G	- 79	MK-TFC/150/075/PG	- 80
MK-PVC21W	- 110	MK-TCO/150/075/PG/G/C2	- 91	MK-TFC/150/075/PG/C2	- 91
MK-PVC41B	- 110	MK-TCO/150/075/PG/G/C3	- 99	MK-TFC/150/075/PG/C3	- 99
MK-PVC41W	- 110	MK-TCO/150/100/PG/G	- 79	MK-TFC/150/100/PG	- 80
MK-TAC/050/050/PG	- 80	MK-TCO/150/100/PG/G/C2	- 91	MK-TFC/150/100/PG/C2	- 91
MK-TAC/075/050/PG	- 80	MK-TCO/150/100/PG/G/C3	- 99	MK-TFC/150/100/PG/C3	- 99
MK-TAC/075/075/PG	- 80	MK-TCO/150/150/PG/G	- 79	MK-TFC/150/150/PG	- 80
MK-TAC/100/050/PG	- 80	MK-TCO/150/150/PG/G/C2	- 91	MK-TFC/150/150/PG/C2	- 91
MK-TAC/100/075/PG	- 80	MK-TCO/150/150/PG/G/C3	- 99	MK-TFC/150/150/PG/C3	- 99
MK-TAC/100/100/PG	- 80	MK-TCO/225/075/PG/G	- 79	MK-TFC/225/075/PG	- 80
MK-TAC/150/050/PG	- 80	MK-TCO/225/075/PG/G/C2	- 91	MK-TFC/225/075/PG/C2	- 91
MK-TAC/150/075/PG	- 80	MK-TCO/225/075/PG/G/C3	- 99	MK-TFC/225/075/PG/C3	- 99
MK-TAC/150/100/PG	- 80	MK-TCO/225/100/PG/G	- 79	MK-TFC/225/100/PG	- 80
MK-TAC/150/150/PG	- 80	MK-TCO/225/100/PG/G/C2	- 91	MK-TFC/225/100/PG/C2	- 91
MK-TAC/225/075/PG	- 80	MK-TCO/225/100/PG/G/C3	- 99	MK-TFC/225/100/PG/C3	- 99
MK-TAC/225/100/PG	- 80	MK-TCO/225/150/PG/G	- 79	MK-TFC/225/150/PG	- 80
MK-TAC/225/150/PG	- 80	MK-TCO/225/150/PG/G/C2	- 91	MK-TFC/225/150/PG/C2	- 91
MK-TAC/225/225/PG	- 80	MK-TCO/225/150/PG/G/C3	- 99	MK-TFC/225/150/PG/C3	- 99
MK-TC/050/050/PG	- 82	MK-TCO/225/225/PG/G	- 79	MK-TFC/225/225/PG	- 80
MK-TC/075/050/PG	- 82	MK-TCO/225/225/PG/G/C2	- 91	MK-TFC/225/225/PG/C2	- 91
MK-TC/075/075/PG	- 82	MK-TCO/225/225/PG/G/C3	- 99	MK-TFC/225/225/PG/C3	- 99
MK-TC/100/050/PG	- 82	MK-TCR/050/PG	- 82	MK-TFL/050/050/PG	- 81
MK-TC/100/075/PG	- 82	MK-TCR/075/PG	- 82	MK-TFL/075/050/PG	- 81
MK-TC/100/100/PG	- 82	MK-TCR/100/PG	- 82	MK-TFL/075/075/PG	- 81
MK-TC/150/050/PG	- 82	MK-TCR/150/PG	- 82	MK-TFL/100/050/PG	- 81
MK-TC/150/075/PG	- 82	MK-TCR/225/PG	- 82	MK-TFL/100/075/PG	- 81
MK-TC/150/100/PG	- 82	MK-TDI/050/PG/3	- 83	MK-TFL/100/100/PG	- 81
MK-TC/150/150/PG	- 82	MK-TDI/075/PG/3	- 83	MK-TFL/150/050/PG	- 81
MK-TC/225/075/PG	- 82	MK-TDI/100/PG/3	- 83	MK-TFL/150/075/PG	- 81
MK-TC/225/100/PG	- 82	MK-TDI/150/PG/3	- 83	MK-TFL/150/100/PG	- 81
MK-TC/225/150/PG	- 82	MK-TDI/225/PG/3	- 83	MK-TFL/150/150/PG	- 81
MK-TC/225/225/PG	- 82	MK-TE5	- 83	MK-TFL/225/075/PG	- 81
MK-TCO/050/050/PG/G	- 79	MK-TFC/050/050/PG	- 80	MK-TFL/225/100/PG	- 81
MK-TCO/050/050/PG/G/C2	- 91	MK-TFC/050/050/PG/C2	- 91	MK-TFL/225/150/PG	- 81
MK-TCO/050/050/PG/G/C3	- 99	MK-TFC/050/050/PG/C3	- 99	MK-TFL/225/225/PG	- 81
MK-TCO/075/050/PG/G	- 79	MK-TFC/075/050/PG	- 80	MK-THB/050/PG	- 82
MK-TCO/075/050/PG/G/C2	- 91	MK-TFC/075/050/PG/C2	- 91	MK-THB/075/PG	- 82
MK-TCO/075/050/PG/G/C3	- 99	MK-TFC/075/050/PG/C3	- 99	MK-THB/100/PG	- 82
MK-TCO/075/075/PG/G	- 79	MK-TFC/075/075/PG	- 80	MK-THB/150/PG	- 82
MK-TCO/075/075/PG/G/C2	- 91	MK-TFC/075/075/PG/C2	- 91	MK-TIB/050/050/PG/G45	- 76
MK-TCO/075/075/PG/G/C3	- 99	MK-TFC/075/075/PG/C3	- 99	MK-TIB/050/050/PG/G45/C2	- 88
MK-TCO/100/050/PG/G	- 79	MK-TFC/100/050/PG	- 80	MK-TIB/050/050/PG/G45/C3	- 96
MK-TCO/100/050/PG/G/C2	- 91	MK-TFC/100/050/PG/C2	- 91	MK-TIB/050/050/PG/G90	- 73
MK-TCO/100/050/PG/G/C3	- 99	MK-TFC/100/050/PG/C3	- 99	MK-TIB/050/050/PG/G90/C2	- 85
MK-TCO/100/075/PG/G	- 79	MK-TFC/100/075/PG	- 80	MK-TIB/050/050/PG/G90/C3	- 93
MK-TCO/100/075/PG/G/C2	- 91	MK-TFC/100/075/PG/C2	- 91	MK-TIB/050/050/PG/S90	- 74
MK-TCO/100/075/PG/G/C3	- 99	MK-TFC/100/075/PG/C3	- 99	MK-TIB/050/050/PG/S90/C2	- 86
MK-TCO/100/100/PG/G	- 79	MK-TFC/100/100/PG	- 80	MK-TIB/050/050/PG/S90/C3	- 94
MK-TCO/100/100/PG/G/C2	- 91	MK-TFC/100/100/PG/C2	- 91	MK-TIB/075/050/PG/G45	- 76
MK-TCO/100/100/PG/G/C3	- 99	MK-TFC/100/100/PG/C3	- 99	MK-TIB/075/050/PG/G45/C2	- 88
MK-TCO/150/050/PG/G	- 79	MK-TFC/150/050/PG	- 80	MK-TIB/075/050/PG/G45/C3	- 96
MK-TCO/150/050/PG/G/C2	- 91	MK-TFC/150/050/PG/C2	- 91	MK-TIB/075/050/PG/G90	- 73
MK-TCO/150/050/PG/G/C3	- 99	MK-TFC/150/050/PG/C3	- 99	MK-TIB/075/050/PG/G90/C2	- 85

Part No.	Page No.	Part No.	Page No.	Part No.	Page No.
MK-TIB/075/050/PG/G90/C3	- 93	MK-TIB/150/075/PG/G90/C2	- 85	MK-TIB/225/225/PG/G90	- 73
MK-TIB/075/050/PG/S90	- 74	MK-TIB/150/075/PG/G90/C3	- 93	MK-TIB/225/225/PG/G90/C2	- 85
MK-TIB/075/050/PG/S90/C2	- 86	MK-TIB/150/075/PG/S90	- 74	MK-TIB/225/225/PG/G90/C3	- 93
MK-TIB/075/050/PG/S90/C3	- 94	MK-TIB/150/075/PG/S90/C2	- 86	MK-TIB/225/225/PG/S90	- 74
MK-TIB/075/075/PG/G45	- 76	MK-TIB/150/075/PG/S90/C3	- 94	MK-TIB/225/225/PG/S90/C2	- 86
MK-TIB/075/075/PG/G45/C2	- 88	MK-TIB/150/100/PG/G45	- 76	MK-TIB/225/225/PG/S90/C3	- 94
MK-TIB/075/075/PG/G45/C3	- 96	MK-TIB/150/100/PG/G45/C2	- 88	MK-TIT/050/050/PG/G	- 78
MK-TIB/075/075/PG/G90	- 73	MK-TIB/150/100/PG/G45/C3	- 96	MK-TIT/050/050/PG/G/C2	- 90
MK-TIB/075/075/PG/G90/C2	- 85	MK-TIB/150/100/PG/G90	- 73	MK-TIT/050/050/PG/G/C3	- 98
MK-TIB/075/075/PG/G90/C3	- 93	MK-TIB/150/100/PG/G90/C2	- 85	MK-TIT/075/050/PG/G	- 78
MK-TIB/075/075/PG/S90	- 74	MK-TIB/150/100/PG/G90/C3	- 93	MK-TIT/075/050/PG/G/C2	- 90
MK-TIB/075/075/PG/S90/C2	- 86	MK-TIB/150/100/PG/S90	- 74	MK-TIT/075/050/PG/G/C3	- 98
MK-TIB/075/075/PG/S90/C3	- 94	MK-TIB/150/100/PG/S90/C2	- 86	MK-TIT/075/075/PG/G	- 78
MK-TIB/100/050/PG/G45	- 76	MK-TIB/150/100/PG/S90/C3	- 94	MK-TIT/075/075/PG/G/C2	- 90
MK-TIB/100/050/PG/G45/C2	- 88	MK-TIB/150/150/PG/G45	- 76	MK-TIT/075/075/PG/G/C3	- 98
MK-TIB/100/050/PG/G45/C3	- 96	MK-TIB/150/150/PG/G45/C2	- 88	MK-TIT/100/050/PG/G	- 78
MK-TIB/100/050/PG/G90	- 73	MK-TIB/150/150/PG/G45/C3	- 96	MK-TIT/100/050/PG/G/C2	- 90
MK-TIB/100/050/PG/G90/C2	- 85	MK-TIB/150/150/PG/G90	- 73	MK-TIT/100/050/PG/G/C3	- 98
MK-TIB/100/050/PG/G90/C3	- 93	MK-TIB/150/150/PG/G90/C2	- 85	MK-TIT/100/075/PG/G	- 78
MK-TIB/100/050/PG/S90	- 74	MK-TIB/150/150/PG/G90/C3	- 93	MK-TIT/100/075/PG/G/C2	- 90
MK-TIB/100/050/PG/S90/C2	- 86	MK-TIB/150/150/PG/S90	- 74	MK-TIT/100/075/PG/G/C3	- 98
MK-TIB/100/050/PG/S90/C3	- 94	MK-TIB/150/150/PG/S90/C2	- 86	MK-TIT/100/100/PG/G	- 78
MK-TIB/100/075/PG/G45	- 76	MK-TIB/150/150/PG/S90/C3	- 94	MK-TIT/100/100/PG/G/C2	- 90
MK-TIB/100/075/PG/G45/C2	- 88	MK-TIB/225/075/PG/G45	- 76	MK-TIT/100/100/PG/G/C3	- 98
MK-TIB/100/075/PG/G45/C3	- 96	MK-TIB/225/075/PG/G45/C2	- 88	MK-TIT/150/050/PG/G	- 78
MK-TIB/100/075/PG/G90	- 73	MK-TIB/225/075/PG/G45/C3	- 96	MK-TIT/150/050/PG/G/C2	- 90
MK-TIB/100/075/PG/G90/C2	- 85	MK-TIB/225/075/PG/G90	- 73	MK-TIT/150/050/PG/G/C3	- 98
MK-TIB/100/075/PG/G90/C3	- 93	MK-TIB/225/075/PG/G90/C2	- 85	MK-TIT/150/075/PG/G	- 78
MK-TIB/100/075/PG/S90	- 74	MK-TIB/225/075/PG/G90/C3	- 93	MK-TIT/150/075/PG/G/C2	- 90
MK-TIB/100/075/PG/S90/C2	- 86	MK-TIB/225/075/PG/S90	- 74	MK-TIT/150/075/PG/G/C3	- 98
MK-TIB/100/075/PG/S90/C3	- 94	MK-TIB/225/075/PG/S90/C2	- 86	MK-TIT/150/100/PG/G	- 78
MK-TIB/100/100/PG/G45	- 76	MK-TIB/225/075/PG/S90/C3	- 94	MK-TIT/150/100/PG/G/C2	- 90
MK-TIB/100/100/PG/G45/C2	- 88	MK-TIB/225/100/PG/G45	- 76	MK-TIT/150/100/PG/G/C3	- 98
MK-TIB/100/100/PG/G45/C3	- 96	MK-TIB/225/100/PG/G45/C2	- 88	MK-TIT/150/150/PG/G	- 78
MK-TIB/100/100/PG/G90	- 73	MK-TIB/225/100/PG/G45/C3	- 96	MK-TIT/150/150/PG/G/C2	- 90
MK-TIB/100/100/PG/G90/C2	- 85	MK-TIB/225/100/PG/G90	- 73	MK-TIT/150/150/PG/G/C3	- 98
MK-TIB/100/100/PG/G90/C3	- 93	MK-TIB/225/100/PG/G90/C2	- 85	MK-TIT/225/075/PG/G	- 78
MK-TIB/100/100/PG/S90	- 74	MK-TIB/225/100/PG/G90/C3	- 93	MK-TIT/225/075/PG/G/C2	- 90
MK-TIB/100/100/PG/S90/C2	- 86	MK-TIB/225/100/PG/S90	- 74	MK-TIT/225/075/PG/G/C3	- 98
MK-TIB/100/100/PG/S90/C3	- 94	MK-TIB/225/100/PG/S90/C2	- 86	MK-TIT/225/100/PG/G	- 78
MK-TIB/150/050/PG/G45	- 76	MK-TIB/225/100/PG/S90/C3	- 94	MK-TIT/225/100/PG/G/C2	- 90
MK-TIB/150/050/PG/G45/C2	- 88	MK-TIB/225/150/PG/G45	- 76	MK-TIT/225/100/PG/G/C3	- 98
MK-TIB/150/050/PG/G45/C3	- 96	MK-TIB/225/150/PG/G45/C2	- 88	MK-TIT/225/150/PG/G	- 78
MK-TIB/150/050/PG/G90	- 73	MK-TIB/225/150/PG/G45/C3	- 96	MK-TIT/225/150/PG/G/C2	- 90
MK-TIB/150/050/PG/G90/C2	- 85	MK-TIB/225/150/PG/G90	- 73	MK-TIT/225/150/PG/G/C3	- 98
MK-TIB/150/050/PG/G90/C3	- 93	MK-TIB/225/150/PG/G90/C2	- 85	MK-TIT/225/225/PG/G	- 78
MK-TIB/150/050/PG/S90	- 74	MK-TIB/225/150/PG/G90/C3	- 93	MK-TIT/225/225/PG/G/C2	- 90
MK-TIB/150/050/PG/S90/C2	- 86	MK-TIB/225/150/PG/S90	- 74	MK-TIT/225/225/PG/G/C3	- 98
MK-TIB/150/050/PG/S90/C3	- 94	MK-TIB/225/150/PG/S90/C2	- 86	MK-TOB/050/050/PG/G45	- 76
MK-TIB/150/075/PG/G45	- 76	MK-TIB/225/150/PG/S90/C3	- 94	MK-TOB/050/050/PG/G45/C2	- 88
MK-TIB/150/075/PG/G45/C2	- 88	MK-TIB/225/225/PG/G45	- 76	MK-TOB/050/050/PG/G45/C3	- 96
MK-TIB/150/075/PG/G45/C3	- 96	MK-TIB/225/225/PG/G45/C2	- 88	MK-TOB/050/050/PG/G90	- 74
MK-TIB/150/075/PG/G90	- 73	MK-TIB/225/225/PG/G45/C3	- 96	MK-TOB/050/050/PG/G90/C2	- 86



Part No.	Page No.	Part No.	Page No.	Part No.	Page No.
MK-TOB/050/050/PG/G90/C3	- 94	MK-TOB/150/050/PG/G90/C2	- 86	MK-TOB/225/150/PG/G90	- 74
MK-TOB/050/050/PG/G90	- 75	MK-TOB/150/050/PG/G90/C3	- 94	MK-TOB/225/150/PG/G90/C2	- 86
MK-TOB/050/050/PG/G90/C2	- 87	MK-TOB/150/050/PG/G90	- 75	MK-TOB/225/150/PG/G90/C3	- 94
MK-TOB/050/050/PG/G90/C3	- 95	MK-TOB/150/050/PG/G90/C2	- 87	MK-TOB/225/150/PG/G90	- 75
MK-TOB/075/050/PG/G45	- 76	MK-TOB/150/050/PG/G90/C3	- 95	MK-TOB/225/150/PG/G90/C2	- 87
MK-TOB/075/050/PG/G45/C2	- 88	MK-TOB/150/075/PG/G45	- 76	MK-TOB/225/150/PG/G90/C3	- 95
MK-TOB/075/050/PG/G45/C3	- 96	MK-TOB/150/075/PG/G45/C2	- 88	MK-TOB/225/225/PG/G45	- 76
MK-TOB/075/050/PG/G90	- 74	MK-TOB/150/075/PG/G45/C3	- 96	MK-TOB/225/225/PG/G45/C2	- 88
MK-TOB/075/050/PG/G90/C2	- 86	MK-TOB/150/075/PG/G90	- 74	MK-TOB/225/225/PG/G45/C3	- 96
MK-TOB/075/050/PG/G90/C3	- 94	MK-TOB/150/075/PG/G90/C2	- 86	MK-TOB/225/225/PG/G90	- 74
MK-TOB/075/050/PG/G90	- 75	MK-TOB/150/075/PG/G90/C3	- 94	MK-TOB/225/225/PG/G90/C2	- 86
MK-TOB/075/050/PG/G90/C2	- 87	MK-TOB/150/075/PG/G90	- 75	MK-TOB/225/225/PG/G90/C3	- 94
MK-TOB/075/050/PG/G90/C3	- 95	MK-TOB/150/075/PG/G90/C2	- 87	MK-TOB/225/225/PG/G90	- 75
MK-TOB/075/075/PG/G45	- 76	MK-TOB/150/075/PG/G90/C3	- 95	MK-TOB/225/225/PG/G90/C2	- 87
MK-TOB/075/075/PG/G45/C2	- 88	MK-TOB/150/100/PG/G45	- 76	MK-TOB/225/225/PG/G90/C3	- 95
MK-TOB/075/075/PG/G45/C3	- 96	MK-TOB/150/100/PG/G45/C2	- 88	MK-TOT/050/050/PG/G	- 78
MK-TOB/075/075/PG/G90	- 74	MK-TOB/150/100/PG/G45/C3	- 96	MK-TOT/050/050/PG/G/C2	- 90
MK-TOB/075/075/PG/G90/C2	- 86	MK-TOB/150/100/PG/G90	- 74	MK-TOT/050/050/PG/G/C3	- 98
MK-TOB/075/075/PG/G90/C3	- 94	MK-TOB/150/100/PG/G90/C2	- 86	MK-TOT/075/050/PG/G	- 78
MK-TOB/075/075/PG/G90	- 75	MK-TOB/150/100/PG/G90/C3	- 94	MK-TOT/075/050/PG/G/C2	- 90
MK-TOB/075/075/PG/G90/C2	- 87	MK-TOB/150/100/PG/G90	- 75	MK-TOT/075/050/PG/G/C3	- 98
MK-TOB/075/075/PG/G90/C3	- 95	MK-TOB/150/100/PG/G90/C2	- 87	MK-TOT/075/075/PG/G	- 78
MK-TOB/100/050/PG/G45	- 76	MK-TOB/150/100/PG/G90/C3	- 95	MK-TOT/075/075/PG/G/C2	- 90
MK-TOB/100/050/PG/G45/C2	- 88	MK-TOB/150/150/PG/G45	- 76	MK-TOT/075/075/PG/G/C3	- 98
MK-TOB/100/050/PG/G45/C3	- 96	MK-TOB/150/150/PG/G45/C2	- 88	MK-TOT/100/050/PG/G	- 78
MK-TOB/100/050/PG/G90	- 74	MK-TOB/150/150/PG/G45/C3	- 96	MK-TOT/100/050/PG/G/C2	- 90
MK-TOB/100/050/PG/G90/C2	- 86	MK-TOB/150/150/PG/G90	- 74	MK-TOT/100/050/PG/G/C3	- 98
MK-TOB/100/050/PG/G90/C3	- 94	MK-TOB/150/150/PG/G90/C2	- 86	MK-TOT/100/075/PG/G	- 78
MK-TOB/100/050/PG/G90	- 75	MK-TOB/150/150/PG/G90/C3	- 94	MK-TOT/100/075/PG/G/C2	- 90
MK-TOB/100/050/PG/G90/C2	- 87	MK-TOB/150/150/PG/G90	- 75	MK-TOT/100/075/PG/G/C3	- 98
MK-TOB/100/050/PG/G90/C3	- 95	MK-TOB/150/150/PG/G90/C2	- 87	MK-TOT/100/100/PG/G	- 78
MK-TOB/100/075/PG/G45	- 76	MK-TOB/150/150/PG/G90/C3	- 95	MK-TOT/100/100/PG/G/C2	- 90
MK-TOB/100/075/PG/G45/C2	- 88	MK-TOB/225/075/PG/G45	- 76	MK-TOT/100/100/PG/G/C3	- 98
MK-TOB/100/075/PG/G45/C3	- 96	MK-TOB/225/075/PG/G45/C2	- 88	MK-TOT/150/050/PG/G	- 78
MK-TOB/100/075/PG/G90	- 74	MK-TOB/225/075/PG/G45/C3	- 96	MK-TOT/150/050/PG/G/C2	- 90
MK-TOB/100/075/PG/G90/C2	- 86	MK-TOB/225/075/PG/G90	- 74	MK-TOT/150/050/PG/G/C3	- 98
MK-TOB/100/075/PG/G90/C3	- 94	MK-TOB/225/075/PG/G90/C2	- 86	MK-TOT/150/075/PG/G	- 78
MK-TOB/100/075/PG/G90	- 75	MK-TOB/225/075/PG/G90/C3	- 94	MK-TOT/150/075/PG/G/C2	- 90
MK-TOB/100/075/PG/G90/C2	- 87	MK-TOB/225/075/PG/G90	- 75	MK-TOT/150/075/PG/G/C3	- 98
MK-TOB/100/075/PG/G90/C3	- 95	MK-TOB/225/075/PG/G90/C2	- 87	MK-TOT/150/100/PG/G	- 78
MK-TOB/100/100/PG/G45	- 76	MK-TOB/225/075/PG/G90/C3	- 95	MK-TOT/150/100/PG/G/C2	- 90
MK-TOB/100/100/PG/G45/C2	- 88	MK-TOB/225/100/PG/G45	- 76	MK-TOT/150/100/PG/G/C3	- 98
MK-TOB/100/100/PG/G45/C3	- 96	MK-TOB/225/100/PG/G45/C2	- 88	MK-TOT/150/150/PG/G	- 78
MK-TOB/100/100/PG/G90	- 74	MK-TOB/225/100/PG/G45/C3	- 96	MK-TOT/150/150/PG/G/C2	- 90
MK-TOB/100/100/PG/G90/C2	- 86	MK-TOB/225/100/PG/G90	- 74	MK-TOT/150/150/PG/G/C3	- 98
MK-TOB/100/100/PG/G90/C3	- 94	MK-TOB/225/100/PG/G90/C2	- 86	MK-TOT/225/075/PG/G	- 78
MK-TOB/100/100/PG/G90	- 75	MK-TOB/225/100/PG/G90/C3	- 94	MK-TOT/225/075/PG/G/C2	- 90
MK-TOB/100/100/PG/G90/C2	- 87	MK-TOB/225/100/PG/G90	- 75	MK-TOT/225/075/PG/G/C3	- 98
MK-TOB/100/100/PG/G90/C3	- 95	MK-TOB/225/100/PG/G90/C2	- 87	MK-TOT/225/100/PG/G	- 78
MK-TOB/150/050/PG/G45	- 76	MK-TOB/225/100/PG/G90/C3	- 95	MK-TOT/225/100/PG/G/C2	- 90
MK-TOB/150/050/PG/G45/C2	- 88	MK-TOB/225/100/PG/G90/C3	- 95	MK-TOT/225/100/PG/G/C3	- 98
MK-TOB/150/050/PG/G45/C3	- 96	MK-TOB/225/150/PG/G45	- 76	MK-TOT/225/150/PG/G	- 78
MK-TOB/150/050/PG/G90	- 74	MK-TOB/225/150/PG/G45/C2	- 88	MK-TOT/225/150/PG/G/C2	- 90
		MK-TOB/225/150/PG/G45/C3	- 96		



Part No.	Page No.	Part No.	Page No.	Part No.	Page No.			
MK-TOT/225/150/PG/G/C3	-	98	MK-TSL150/075/PG3	-	72	MK-TTB/100/050/PG/G90/C3	-	92
MK-TOT/225/225/PG/G	-	78	MK-TSL150/075/PG3/C2	-	84	MK-TTB/100/050/PG/S90	-	73
MK-TOT/225/225/PG/G/C2	-	90	MK-TSL150/075/PG3/C3	-	92	MK-TTB/100/050/PG/S90/C2	-	85
MK-TOT/225/225/PG/G/C3	-	98	MK-TSL150/100/PG3	-	72	MK-TTB/100/050/PG/S90/C3	-	93
MK-TPR/050/050/PG	-	83	MK-TSL150/100/PG3/C2	-	84	MK-TTB/100/075/PG/G45	-	75
MK-TPR/075/050/PG	-	83	MK-TSL150/100/PG3/C3	-	92	MK-TTB/100/075/PG/G45/C2	-	87
MK-TPR/075/075/PG	-	83	MK-TSL150/150/PG3	-	72	MK-TTB/100/075/PG/G45/C3	-	95
MK-TPR/100/050/PG	-	83	MK-TSL150/150/PG3/C2	-	84	MK-TTB/100/075/PG/G90	-	72
MK-TPR/100/075/PG	-	83	MK-TSL150/150/PG3/C3	-	92	MK-TTB/100/075/PG/G90/C2	-	84
MK-TPR/100/100/PG	-	83	MK-TSL225/075/PG3	-	72	MK-TTB/100/075/PG/G90/C3	-	92
MK-TPR/150/050/PG	-	83	MK-TSL225/075/PG3/C2	-	84	MK-TTB/100/075/PG/S90	-	73
MK-TPR/150/075/PG	-	83	MK-TSL225/075/PG3/C3	-	92	MK-TTB/100/075/PG/S90/C2	-	85
MK-TPR/150/100/PG	-	83	MK-TSL225/100/PG3	-	72	MK-TTB/100/075/PG/S90/C3	-	93
MK-TPR/150/150/PG	-	83	MK-TSL225/100/PG3/C2	-	84	MK-TTB/100/100/PG/G45	-	75
MK-TPR/225/075/PG	-	83	MK-TSL225/100/PG3/C3	-	92	MK-TTB/100/100/PG/G45/C2	-	87
MK-TPR/225/100/PG	-	83	MK-TSL225/150/PG3	-	72	MK-TTB/100/100/PG/G45/C3	-	95
MK-TPR/225/150/PG	-	83	MK-TSL225/150/PG3/C2	-	84	MK-TTB/100/100/PG/G90	-	72
MK-TPR/225/225/PG	-	83	MK-TSL225/150/PG3/C3	-	92	MK-TTB/100/100/PG/G90/C2	-	84
MK-TSE/050/050/PG	-	81	MK-TSL225/225/PG3	-	72	MK-TTB/100/100/PG/G90/C3	-	92
MK-TSE/075/050/PG	-	81	MK-TSL225/225/PG3/C2	-	84	MK-TTB/100/100/PG/S90	-	73
MK-TSE/075/075/PG	-	81	MK-TSL225/225/PG3/C3	-	92	MK-TTB/100/100/PG/S90/C2	-	85
MK-TSE/100/050/PG	-	81	MK-TTB/050/050/PG/G45	-	75	MK-TTB/100/100/PG/S90/C3	-	93
MK-TSE/100/075/PG	-	81	MK-TTB/050/050/PG/G45/C2	-	87	MK-TTB/150/050/PG/G45	-	75
MK-TSE/100/100/PG	-	81	MK-TTB/050/050/PG/G45/C3	-	95	MK-TTB/150/050/PG/G45/C2	-	87
MK-TSE/150/050/PG	-	81	MK-TTB/050/050/PG/G90	-	72	MK-TTB/150/050/PG/G45/C3	-	95
MK-TSE/150/075/PG	-	81	MK-TTB/050/050/PG/G90/C2	-	84	MK-TTB/150/050/PG/G90	-	72
MK-TSE/150/100/PG	-	81	MK-TTB/050/050/PG/G90/C3	-	92	MK-TTB/150/050/PG/G90/C2	-	84
MK-TSE/150/150/PG	-	81	MK-TTB/050/050/PG/S90	-	73	MK-TTB/150/050/PG/G90/C3	-	92
MK-TSE/225/075/PG	-	81	MK-TTB/050/050/PG/S90/C2	-	85	MK-TTB/150/050/PG/S90	-	73
MK-TSE/225/100/PG	-	81	MK-TTB/050/050/PG/S90/C3	-	93	MK-TTB/150/050/PG/S90/C2	-	85
MK-TSE/225/150/PG	-	81	MK-TTB/075/050/PG/G45	-	75	MK-TTB/150/050/PG/S90/C3	-	93
MK-TSE/225/225/PG	-	81	MK-TTB/075/050/PG/G45/C2	-	87	MK-TTB/150/075/PG/G45	-	75
MK-TSL/050/050/PG3	-	72	MK-TTB/075/050/PG/G45/C3	-	95	MK-TTB/150/075/PG/G45/C2	-	87
MK-TSL/050/050/PG3/C2	-	84	MK-TTB/075/050/PG/G90	-	72	MK-TTB/150/075/PG/G45/C3	-	95
MK-TSL/050/050/PG3/C3	-	92	MK-TTB/075/050/PG/G90/C2	-	84	MK-TTB/150/075/PG/G90	-	72
MK-TSL/075/050/PG3	-	72	MK-TTB/075/050/PG/G90/C3	-	92	MK-TTB/150/075/PG/G90/C2	-	84
MK-TSL/075/050/PG3/C2	-	84	MK-TTB/075/050/PG/S90	-	73	MK-TTB/150/075/PG/G90/C3	-	92
MK-TSL/075/050/PG3/C3	-	92	MK-TTB/075/050/PG/S90/C2	-	85	MK-TTB/150/075/PG/S90	-	73
MK-TSL/075/075/PG3	-	72	MK-TTB/075/050/PG/S90/C3	-	93	MK-TTB/150/075/PG/S90/C2	-	85
MK-TSL/075/075/PG3/C2	-	84	MK-TTB/075/075/PG/G45	-	75	MK-TTB/150/075/PG/S90/C3	-	93
MK-TSL/075/075/PG3/C3	-	92	MK-TTB/075/075/PG/G45/C2	-	87	MK-TTB/150/100/PG/G45	-	75
MK-TSL/100/050/PG3	-	72	MK-TTB/075/075/PG/G45/C3	-	95	MK-TTB/150/100/PG/G45/C2	-	87
MK-TSL/100/050/PG3/C2	-	84	MK-TTB/075/075/PG/G90	-	72	MK-TTB/150/100/PG/G45/C3	-	95
MK-TSL/100/050/PG3/C3	-	92	MK-TTB/075/075/PG/G90/C2	-	84	MK-TTB/150/100/PG/G90	-	72
MK-TSL/100/075/PG3	-	72	MK-TTB/075/075/PG/G90/C3	-	92	MK-TTB/150/100/PG/G90/C2	-	84
MK-TSL/100/075/PG3/C2	-	84	MK-TTB/075/075/PG/S90	-	73	MK-TTB/150/100/PG/G90/C3	-	92
MK-TSL/100/075/PG3/C3	-	92	MK-TTB/075/075/PG/S90/C2	-	85	MK-TTB/150/100/PG/S90	-	73
MK-TSL/100/100/PG3	-	72	MK-TTB/075/075/PG/S90/C3	-	93	MK-TTB/150/100/PG/S90/C2	-	85
MK-TSL/100/100/PG3/C2	-	84	MK-TTB/100/050/PG/G45	-	75	MK-TTB/150/100/PG/S90/C3	-	93
MK-TSL/100/100/PG3/C3	-	92	MK-TTB/100/050/PG/G45/C2	-	87	MK-TTB/150/150/PG/G45	-	75
MK-TSL/150/050/PG3	-	72	MK-TTB/100/050/PG/G45/C3	-	95	MK-TTB/150/150/PG/G45/C2	-	87
MK-TSL/150/050/PG3/C2	-	84	MK-TTB/100/050/PG/G90	-	72	MK-TTB/150/150/PG/G45/C3	-	95
MK-TSL/150/050/PG3/C3	-	92	MK-TTB/100/050/PG/G90/C2	-	84	MK-TTB/150/150/PG/G90	-	72



Part No.	Page No.	Part No.	Page No.	Part No.	Page No.
MK-TTB/150/150/PG/G90/C2	- 84	MK-TTT/050/050/PG/G/C3	- 97	MK-TTT/150/150/PG/G/C2	- 89
MK-TTB/150/150/PG/G90/C3	- 92	MK-TTT/050/050/PG/S	- 77	MK-TTT/150/150/PG/G/C3	- 97
MK-TTB/150/150/PG/S90	- 73	MK-TTT/050/050/PG/S/C2	- 89	MK-TTT/150/150/PG/S	- 77
MK-TTB/150/150/PG/S90/C2	- 85	MK-TTT/050/050/PG/S/C3	- 97	MK-TTT/150/150/PG/S/C2	- 89
MK-TTB/150/150/PG/S90/C3	- 93	MK-TTT/075/050/PG/G	- 77	MK-TTT/150/150/PG/S/C3	- 97
MK-TTB/225/075/PG/G45	- 75	MK-TTT/075/050/PG/G/C2	- 89	MK-TTT/225/075/PG/G	- 77
MK-TTB/225/075/PG/G45/C2	- 87	MK-TTT/075/050/PG/G/C3	- 97	MK-TTT/225/075/PG/G/C2	- 89
MK-TTB/225/075/PG/G45/C3	- 95	MK-TTT/075/050/PG/S	- 77	MK-TTT/225/075/PG/G/C3	- 97
MK-TTB/225/075/PG/G90	- 72	MK-TTT/075/050/PG/S/C2	- 89	MK-TTT/225/075/PG/S	- 77
MK-TTB/225/075/PG/G90/C2	- 84	MK-TTT/075/050/PG/S/C3	- 97	MK-TTT/225/075/PG/S/C2	- 89
MK-TTB/225/075/PG/G90/C3	- 92	MK-TTT/075/075/PG/G	- 77	MK-TTT/225/075/PG/S/C3	- 97
MK-TTB/225/075/PG/S90	- 73	MK-TTT/075/075/PG/G/C2	- 89	MK-TTT/225/100/PG/G	- 77
MK-TTB/225/075/PG/S90/C2	- 85	MK-TTT/075/075/PG/G/C3	- 97	MK-TTT/225/100/PG/G/C2	- 89
MK-TTB/225/075/PG/S90/C3	- 93	MK-TTT/075/075/PG/S	- 77	MK-TTT/225/100/PG/G/C3	- 97
MK-TTB/225/100/PG/G45	- 75	MK-TTT/075/075/PG/S/C2	- 89	MK-TTT/225/100/PG/S	- 77
MK-TTB/225/100/PG/G45/C2	- 87	MK-TTT/075/075/PG/S/C3	- 97	MK-TTT/225/100/PG/S/C2	- 89
MK-TTB/225/100/PG/G45/C3	- 95	MK-TTT/100/050/PG/G	- 77	MK-TTT/225/100/PG/S/C3	- 97
MK-TTB/225/100/PG/G90	- 72	MK-TTT/100/050/PG/G/C2	- 89	MK-TTT/225/150/PG/G	- 77
MK-TTB/225/100/PG/G90/C2	- 84	MK-TTT/100/050/PG/G/C3	- 97	MK-TTT/225/150/PG/G/C2	- 89
MK-TTB/225/100/PG/G90/C3	- 92	MK-TTT/100/050/PG/S	- 77	MK-TTT/225/150/PG/G/C3	- 97
MK-TTB/225/100/PG/S90	- 73	MK-TTT/100/050/PG/S/C2	- 89	MK-TTT/225/150/PG/S	- 77
MK-TTB/225/100/PG/S90/C2	- 85	MK-TTT/100/050/PG/S/C3	- 97	MK-TTT/225/150/PG/S/C2	- 89
MK-TTB/225/100/PG/S90/C3	- 93	MK-TTT/100/075/PG/G	- 77	MK-TTT/225/150/PG/S/C3	- 97
MK-TTB/225/150/PG/G45	- 75	MK-TTT/100/075/PG/G/C2	- 89	MK-TTT/225/225/PG/G	- 77
MK-TTB/225/150/PG/G45/C2	- 87	MK-TTT/100/075/PG/G/C3	- 97	MK-TTT/225/225/PG/G/C2	- 89
MK-TTB/225/150/PG/G45/C3	- 95	MK-TTT/100/075/PG/S	- 77	MK-TTT/225/225/PG/G/C3	- 97
MK-TTB/225/150/PG/G90	- 72	MK-TTT/100/075/PG/S/C2	- 89	MK-TTT/225/225/PG/S	- 77
MK-TTB/225/150/PG/G90/C2	- 84	MK-TTT/100/075/PG/S/C3	- 97	MK-TTT/225/225/PG/S/C2	- 89
MK-TTB/225/150/PG/G90/C3	- 92	MK-TTT/100/100/PG/G	- 77	MK-TTT/225/225/PG/S/C3	- 97
MK-TTB/225/150/PG/S90	- 73	MK-TTT/100/100/PG/G/C2	- 89		
MK-TTB/225/150/PG/S90/C2	- 85	MK-TTT/100/100/PG/G/C3	- 97		
MK-TTB/225/150/PG/S90/C3	- 93	MK-TTT/100/100/PG/S	- 77		
MK-TTB/225/225/PG/G45	- 75	MK-TTT/100/100/PG/S/C2	- 89		
MK-TTB/225/225/PG/G45/C2	- 87	MK-TTT/100/100/PG/S/C3	- 97		
MK-TTB/225/225/PG/G45/C3	- 95	MK-TTT/150/050/PG/G	- 77		
MK-TTB/225/225/PG/G90	- 72	MK-TTT/150/050/PG/G/C2	- 89		
MK-TTB/225/225/PG/G90/C2	- 84	MK-TTT/150/050/PG/G/C3	- 97		
MK-TTB/225/225/PG/G90/C3	- 92	MK-TTT/150/050/PG/S	- 77		
MK-TTB/225/225/PG/S90	- 73	MK-TTT/150/050/PG/S/C2	- 89		
MK-TTB/225/225/PG/S90/C2	- 85	MK-TTT/150/050/PG/S/C3	- 97		
MK-TTB/225/225/PG/S90/C3	- 93	MK-TTT/150/075/PG/G	- 77		
MK-TTR/075/075/TO/050/050/PG	- 79	MK-TTT/150/075/PG/G/C2	- 89		
MK-TTR/100/100/TO/050/050/PG	- 79	MK-TTT/150/075/PG/G/C3	- 97		
MK-TTR/100/100/TO/075/075/PG	- 79	MK-TTT/150/075/PG/S	- 77		
MK-TTR/150/150/TO/050/050/PG	- 79	MK-TTT/150/075/PG/S/C2	- 89		
MK-TTR/150/150/TO/075/075/PG	- 79	MK-TTT/150/075/PG/S/C3	- 97		
MK-TTR/150/150/TO/100/100/PG	- 79	MK-TTT/150/100/PG/G	- 77		
MK-TTR/225/225/TO/050/050/PG	- 79	MK-TTT/150/100/PG/G/C2	- 89		
MK-TTR/225/225/TO/075/075/PG	- 79	MK-TTT/150/100/PG/G/C3	- 97		
MK-TTR/225/225/TO/100/100/PG	- 79	MK-TTT/150/100/PG/S	- 77		
MK-TTR/225/225/TO/150/150/PG	- 79	MK-TTT/150/100/PG/S/C2	- 89		
MK-TTT/050/050/PG/G	- 77	MK-TTT/150/100/PG/S/C3	- 97		
MK-TTT/050/050/PG/G/C2	- 89	MK-TTT/150/150/PG/G	- 77		



All previous issues are cancelled.

General

The "Seller" means Novar ED&S Limited.
The "Buyer" means the person, firm or company to whom the Seller supplies the Goods.
All quotations are given and all orders are accepted on these terms, replace and supersede any other terms wherever appearing, and override and exclude any other terms stipulated or incorporated or referred to by the Buyer, whether in the order or in any negotiations, and any course of dealing established between the Seller, and the Buyer. All orders hereafter made by the Buyer shall be deemed to be made subject to these terms.

Acceptance of Orders

No contract for the sale of goods ("the Goods") shall be concluded until either the Seller sends or otherwise communicates to the Buyer its acceptance of the Buyer's order or on the delivery to the Buyer of the Goods, whichever is the earlier. The Buyer acknowledges that there are no representations outside these terms that have induced the Buyer to enter into the contract (which expression shall include any contract of which these terms form part) and save as provided herein, these terms shall constitute the entire understanding between the parties for the sale of the Goods. No modification of these terms shall be effective unless made by an express written agreement between the parties. The signing by the Seller of any of the Buyer's documentation shall not imply any modification of these terms.

Illustrations, Descriptive Matter and Dimensions

All descriptions and illustrations contained in catalogues, price lists and advertisements or otherwise communicated to the Buyer are intended merely to present a general idea of the Goods described therein, and nothing contained in any of them shall form any part of the contract.

Designs

The Seller's policy is one of continuous improvement. The right to change designs at any time without notice is reserved.

Samples

Notwithstanding that a sample of the Goods may have been exhibited to and inspected by the Buyer, it is hereby agreed that such sample was so exhibited and inspected solely to enable the Buyer to judge for himself the quality of the bulk and not so as to constitute a sale by sample. The Buyer shall take the Goods at his own risk as to their corresponding with the said sample or as to their quality condition or sufficiency for any purpose.

Prices

All prices listed or quoted are provisional only and are subject to alteration without prior notice, and prices charged will be those current at the time of despatch of the Goods.

Delivery

All delivery dates are estimates only and the time of delivery shall not be of the essence of the contract. In no circumstances shall the Seller be liable to compensate the Buyer in damages or otherwise for non-delivery or late delivery of the Goods or any of them for whatever reason or for any loss consequential or otherwise arising therefrom. The Seller reserves the right to make partial deliveries and to allocate available supplies amongst customers in time of shortage. The Seller shall be entitled to deliver the Goods in one or more consignments unless otherwise expressly agreed. For UK sales, delivery shall be deemed to take place when the Goods are despatched from the Seller's premises. The Seller shall not be liable for any loss of any kind to the Buyer arising from any damage to the Goods occurring after the risk has been passed to the Buyer however caused, nor shall any liability of the Buyer to the Seller be diminished or extinguished by reason of such loss.

Carriage and Packing

Packing materials are in most instances non-returnable. The Seller will pay packing and carriage on all orders having a net value of £250 (exc. VAT) or over and the Goods will be consigned by carrier at goods rate. Orders instructing despatch by other means will be subject to a packing and carriage charge to cover additional cost. Orders of less than £250 (exc.VAT) net value will be consigned by parcel post up to 5kg in weight, otherwise goods will be consigned by carrier at goods rate.

A packing and carriage charge will be made for all such orders at the rate of £50 (exc.VAT).

Instructions and Labels

The Buyer shall ensure that labels, names, reference numbers and marks on the Goods and packing materials and cases are not removed altered or covered whilst the Goods are in his possession and shall not remove any label or plaque affixed to the Goods referring any user thereof to the Seller's or any other party's instructions and/or recommendations for use. If any item comprised in the Goods is resold by the Buyer the Buyer shall bring to the attention of his purchaser all instructions and/or recommendations for use packed with the Goods or which the Seller has otherwise notified to the Buyer.

Damage or Loss in Transit

When the price quoted includes delivery, the Seller shall repair or replace free of charge goods damaged in transit or not delivered in accordance with the advice note, provided that in the event of damage or shortage, written notification giving details of such damage or shortage must be sent to the Seller within 7 days of receipt, and in the event of non-delivery must be sent to the Seller within 14 days of the date shown on the advice note. Order number, advice note and date of despatch are required, and in the event of failure to give notice within the aforementioned period, the Goods will be deemed to be in all respects as invoiced.

Returns

Goods supplied in accordance with the Buyer's orders cannot be accepted for return without the Seller's written consent. If such consent is given an administration charge will be made. Returned Goods must be sent carriage free and at the Buyer's risk and will

only be accepted if packed in the original carton which in the Seller's opinion is in a saleable condition. Only Goods of current design will be accepted for return.

Payments

For UK and Republic of Ireland sales, payment is due before the end of the month following despatch. If payment is made accordingly, a 2.5 per cent cash discount is allowed. Value Added Tax for UK sales is payable and is calculated on the cash discounted value of each invoice. If the Seller shall allow provisional credit in respect of any part of the Goods it shall be without prejudice to its rights to refuse to give up possession of any other part of the Goods except against payment: and the whole of the price of all goods bought or agreed to be bought by the Buyer shall fall due and payable without demand immediately on the happening of any of the following events:-

- failure by the Buyer to pay any sum due to the Seller within 14 days of the due date for payment;
- commencement of the winding up of the Buyer;
- any act, event or occurrence entitling any creditor of the Buyer to petition for the bankruptcy of the Buyer;
- appointment of a receiver of any asset of the Buyer, or the levying of any distress or execution or any asset of the Buyer.

The failure of the Buyer to pay any part of the price of the Goods in due time shall entitle the Seller to treat such failure as a repudiation of the whole contract by the Buyer and to recover damages for such breach of contract.

Interest on all sums due shall run at the rate of 2 per cent per annum over the base lending rate of Barclays Bank plc until payment is received before as well as after any judgement therefor.

Liability

These terms set out the Seller's entire liability in respect of the Goods and the Seller's liability under these terms shall be in lieu and to the exclusion of all other warranties, conditions, terms and liabilities expressed or implied statutory or otherwise in respect of the quality or the fitness for any particular purpose of the Goods or otherwise (notwithstanding any advice or representation to the Buyer, all liability in respect of which howsoever arising, is expressly excluded) except any implied by law which by law cannot be excluded. Save as provided in these terms and except as aforesaid the Seller shall not be under any liability, whether in contract, tort (including negligence) or otherwise, in respect of defects in the Goods or failure to correspond to specification or sample or for any injury, damage or loss resulting from such defects or failure from any work done in connection therewith. The Seller shall be under no liability to any purchaser of the Goods from the Buyer. In any event the Seller's liability (if any) whether in contract, tort or otherwise in respect of any defect in the Goods, or for any breach of this Agreement or of any duty owed to the Buyer in connection herewith, shall be further limited in the aggregate to the price of the Goods in question.

Nothing in these terms shall restrict the Seller's liability for death or personal injury caused by the Seller's negligence.

Indemnity

The Buyer shall indemnify the Seller in respect of all damage injury or loss occurring to any person or property and against all actions, suits, claims, demands, charges or expenses in connection therewith arising from the condition or use of the Goods in the event and to the extent that the damage injury or loss shall have been occasioned partly or wholly by the carelessness of the Buyer and his servants or agents or by any breach by the Buyer of its obligations to the Seller hereunder.

U.K. and Republic of Ireland Sales

For UK and Republic of Ireland sales risk of loss or damage to the Goods shall pass to the Buyer at the time of delivery. The property in the Goods shall not pass to the Buyer until: all sums due or owing to the Seller by the Buyer on any account have been paid. The whole of the price shall not be treated as paid until any cheque, bill of exchange or other instrument of payment given by the Buyer has been met on presentation or otherwise honoured in accordance with its terms. The Seller may sue for the whole of the price at any time after it has become payable.

Until such time as the property in the Goods passes to the Buyer, the Buyer shall hold the Goods on a fiduciary basis as bailee of the Seller and shall keep the Goods separate from those of the Buyer and third parties and properly stored, protected, insured and identified as the Seller's property, but the Buyer shall be entitled to resell and use the Goods in the ordinary course of its business for the account of the Seller. Until property in Goods passes from the Seller, the entire proceeds of sale or otherwise of the Goods shall be held in trust for the Seller and shall not be mixed with any other money or paid into any overdrawn bank account and shall be at all material times identified as the Seller's money. Until such time as property in Goods passes from the Seller the Buyer shall upon request deliver up such of the Goods as have not ceased to be in existence, or resold to the Seller. If the Buyer fails to do so the Seller may enter upon any premises owned, occupied or controlled by the Buyer where the Goods are situated and repossess the Goods. The Buyer shall not pledge or in any way charge by way of security for any indebtedness any of the Goods which remain the property of the Seller. Without prejudice to the other rights of the Seller, if the Buyer does so all sums whatever owing by the Buyer to the Seller shall forthwith become due and payable.

Export

All orders are accepted subject to a minimum value of £500. All Goods will be supplied and invoiced in multiples of carton quantities only. The basis of the prices quoted will be FOB as defined in Incoterms 2000 Edition, at a UK port which may be nominated by the Seller, or such other basis as may seem appropriate to the Seller in the circumstances. Payment unless otherwise agreed must be by irrevocable letter of credit confirmed

by an established UK bank satisfactory to the Seller. The Seller has separate standard terms and conditions which apply to export sales, and a copy will be supplied to the export buyers.

NOVAR ED&S Patents and Registered Designs

Many of the products offered for sale by the Seller are covered by UK and foreign patents or other intellectual property rights. It is not feasible to mark each component or product with the appropriate patent numbers, but any relevant and reasonable enquiries will be dealt with on application, subject to reimbursement of the Seller's out of pocket expenses. The Seller also has rights in a number of names and trade marks, registered and unregistered. The Seller will take all necessary legal action in any part of the world against any party found to be manufacturing, selling or otherwise dealing with any article which infringes the Seller's patents, trade marks or other similar intellectual property rights.

Force Majeure

Neither party shall be liable to the other for any failure or delay in the performance of any obligation hereunder as a result of strikes, lockouts, trade disputes, breakdown of plants, accident or other cause whatsoever beyond the reasonable control of the Seller or the Buyer respectively.

Legal Construction

The contract shall be governed by and interpreted in accordance with English Law, and the Buyer submits to the jurisdiction of the Courts in England but the Seller may enforce the contract in any court of competent jurisdiction. A person who is not a party to the contract shall have no rights under the Contracts (Rights of Third Parties) Act 1999 to enforce any of its terms.

Assignment

The Buyer shall not assign any benefit under the contract without the consent in writing of the Seller, which may if given be on such terms as to guarantee or indemnify or otherwise as the Seller thinks fit.

Health and Safety at Work etc. Act 1974.

Statement to purchasers and prospective purchasers

- Section 6* of this Act provides that manufacturers, designers, importers or suppliers of articles for use at work have a duty to ensure, so far as is reasonably practicable, that the article will be safe and without risk to health at all times when it is being set, used, cleaned or maintained by a person at work. An absence of safety or risk to health is to be disregarded insofar as the case in or in relation to which it arises is shown to be one the occurrence of which could not reasonably be foreseen and in determining whether any such duty as aforementioned has been performed regard shall be had to any relevant information or advice which has been provided by the manufacturer, designer, importer or supplier.
- Having regard to these provisions the following is given as a guide to the information which is readily available to you, in order that the obligations of all concerned may be met as fully as is reasonably practicable. This information relates to those products detailed in the Seller's catalogue(s) or associated literature.
- Information on the design, construction and installation of the Seller's products to ensure that so far as is reasonably practicable they are safe and without risk to health when properly used may be found in:
 - Regulations for Electrical Equipment of Buildings (published by the Institution of Electrical Engineers) Catalogues and product leaflets of the Seller.
 - Or may be obtained by specific request to the Seller.
- It is important that the products concerned should be installed, commissioned and maintained by, or under the supervision of competent persons in accordance with good engineering practice and
 - The Regulations for the Electrical Equipment of Buildings
 - Codes of Practice
 - Statutory Requirements
 - Any instructions specifically advised by the Seller and where appropriate, with particular reference to information marked on the product.
- In accordance with the provisions of the Act, the Buyer is therefore requested to take such steps as are necessary to ensure that any appropriate information relevant to the Seller's products is made available by you to anyone concerned.

* As amended by section 36 of the Consumer Protection Act 1987.

Novar ED&S Limited,
The Arnold Centre,
Paycocke Road,
Basildon,
Essex
SS14 3EA

Aug 2007

MK Trade Mark.

Registered in Great Britain and other countries 'MK' are the initials of 'Multy-Kontakt' - a name coined to signify 'many points of contact' the salient feature of our pioneer spring-grip socket patented in 1919.



Copyright MK Electric Limited 2007.

Honeywell's Commitment to Health, Safety and the Environment

By integrating health, safety and environmental considerations into all aspects of our business, we protect our employees, our communities and the environment, achieve sustainable growth and accelerated productivity, drive compliance with all applicable regulations and develop technologies that expand the sustainable capacity of our world. Our health, safety and environmental management systems reflect our values and help us meet our business objectives.

- We protect the safety and health of our employees, and minimise the environmental footprint of our operations through efforts to prevent illness, injury and pollution.
- We actively promote and develop opportunities for expanding sustainable capacity by increasing fuel efficiency, improving security and safety, and reducing emissions of harmful pollutant.
- We are committed to compliance with all our health, safety, environmental and legal requirements everywhere we operate.
- Our commitment to health, safety and the environment is an integral aspect of our design of products, processes and services, and the lifecycle management of our products.
- Our management systems apply a global standard that provides protection of both human health and the environment during normal and emergency situations.
- We identify, control and endeavour to reduce emissions, waste and inefficient use of resources and energy.
- We are open stakeholders and work within our communities to advance laws, regulation and practices that safeguard the public.
- We abide by the company's own strict standards in cases where local laws are less stringent.
- Our senior leadership and individual employees are accountable for their role in meeting our commitments.
- We measure and periodically review our progress and strive for continuous improvement.



www.mkelectric.co.uk

MK Product Catalogue

Range	Product Pages	Technical Data
Cable Trays		
Light Duty Cable Trays	5-14	114-116
Medium Duty Cable Trays	15-19	114-116
Heavy Duty Cable Trays	20-24	114-116
Cable Tray Cover	25-35	114-116
Common Accessories	36-37	114-116
Cable Ladders		
100mm Deep Cable Ladders	39-46	117-119
125mm Deep Cable Ladders	47-51	117-119
150mm Deep Cable Ladders	52-56	117-119
Cable Ladder Covers	57-68	117-119
Cable Trunking		
Standard GI Trunking	69-99	120-123
Metal Framing		
Metal Framing System & Accessories	100-113	124-132



HEAD OFFICE MK ELECTRIC - ELECTRICAL DEVICES & SYSTEMS BUSINESS The Arnold Centre, Paycocke Road Basildon Essex SS14 3EA UK	Telephone: +44 (0)1268 563000	Facsimile: +44 (0)1268 563405
Regional Office (Middle East) Honeywell ME. FZE P.O. Box 18530, Jebel Ali, Dubai, U.A.E.	Telephone: +971 4 807 3200	Facsimile: +971 4 881 5711
KSA Area Office King Faisal Foundation Building P.O. Box 11554. Riyadh, KSA	Telephone: +966 1 293 5796	Facsimile: +966 1 293 4159
Jeddah Office 3rd Floor, Al-awwad Commercial Bldg. Sitteen St. South to Bicycle Round.	Telephone: +966 2 6178114/6178117	Facsimile: +966 2 617 8277
Qatar Area Office P.O. Box 856 Doha - Qatar	Telephone: +974 442 4669	Facsimile: +974 442 3970
Bahrain Area Office Hedaya House 1 - Building, 3rd Floor, P.O. Box 2200, Al Manama, Bahrain	Telephone: +973 1721 5101	Facsimile: +973 1721 5167
Abu Dhabi Area Office P.O. Box 45595 Abu Dhabi, U.A.E.	Telephone: +971 2 4041377	Facsimile: +971 2 4432536
Website: www.mkelectric.co.uk	mkenquiries.me@honeywell.com	Publication No: MKME/CT1209