




# WIPRO CLEANRAY LED LIGHTING



**PRICE LIST 2022**

wef: 15<sup>th</sup> May, 2022




Cleanray lighting - smart and simple solutions for standard requirements

Presenting the perfect synergy between design and durability to illuminate indoor, outdoor and commercial spaces. This over-the-counter range is high on energy efficiency, performance, reliability and service lifespan. It continues to shine through its modern and aesthetic design sensibilities, while pleasing the customer at its highly competitive pricing in the market.

Come, explore infinite possibilities towards a brighter future and a cleaner planet.





## Linea | LM22

Sublime contemporary linear with high efficacy and a soothing experience.

Catalogue Reference No.	Wattage (W)	CCT (K)	MRP ₹
LM22-251-XXX-40-WX	20W	4000	₹6,310
LM22-251-XXX-57-WX	20W	5700	₹6,310
LM22-251-XXX-40-BX	20W	4000	₹6,310
LM22-251-XXX-57-BX	20W	5700	₹6,310
LM22-501-XXX-40-WX	40W	4000	₹13,105
LM22-501-XXX-57-WX	40W	5700	₹13,105
LM22-501-XXX-40-BX	40W	4000	₹13,105
LM22-501-XXX-57-BX	40W	5700	₹13,105

- 20W: 4ft length | 40W: 8ft length.
- Suspension kit included.



## Kombat | CRCO24

Slimmest backlit and sleek profile luminaire, available with a thin bottom frame design which ensures a clutter-free lighting experience.

Catalogue Reference No.	Wattage (W)	CCT (K)	MRP ₹
CRCO24R036HP65G1	36W	6500	₹5,930

- Frame to be ordered separately for installation in POP/gypsum ceiling. Catalogue no. for frame is 9180PD1089-LP K590.
- Also available in 4000K CCT. To order, replace 57 with 40 in the above catalogue reference no.



NEW

## Atom LED Spotlight | LD38

Compact size with superior brightness. Strong focused beam, ideal for highlighting.

Catalogue Reference No.	Wattage (W)	CCT (K)	MRP ₹
LD38-100-XXX-65-XX	1W	6500	₹290
LD38-100-XXX-40-XX	1W	4000	₹290
LD38-100-XXX-30-XX	1W	3000	₹290
LD38-150-XXX-65-XX	2W	6500	₹355
LD38-150-XXX-40-XX	2W	4000	₹355
LD38-150-XXX-30-XX	2W	3000	₹355
LD38-200-XXX-65-XX	3W	6500	₹495
LD38-200-XXX-40-XX	3W	4000	₹495
LD38-200-XXX-30-XX	3W	3000	₹495

- Cutout dimensions: Ø28mm




## Glitz LED | LD98

New age premium COB tilttable downlighter which creates contemporary spaces.

Catalogue Reference No.	Wattage (W)	CCT (K)	MRP ₹
LD98-900-024-40-XX*	6W	4000	₹1,550
LD98-131-024-40-XX*	9W	4000	₹2,150
LD98-181-024-40-XX**	12W	4000	₹2,390
LD98-221-024-40-XX**	15W	4000	₹2,990
LD98-271-024-40-XX***	18W	4000	₹3,710

- Available in warm 3000K CCT options. Also available in 38° beam angle.
- Cutout dimensions: \*Ø90mm | \*\*Ø109mm | \*\*\*Ø140mm.



## Glitz+ LED | LD98

Contemporary COB tilttable downlighter with polycarbonate rim.

Catalogue Reference No.	Wattage (W)	CCT (K)	MRP ₹
LD98-900-024-40-G1*	6W	4000	₹1,420
LD98-131-024-40-G1**	9W	4000	₹1,970
LD98-181-024-40-G1**	12W	4000	₹2,190
LD98-221-024-40-G1***	15W	4000	₹2,740
LD98-271-024-40-G1***	18W	4000	₹3,400

- Available in warm 3000K CCT option. Also available in 38° beam angle.
- Cutout dimensions: \*Ø75mm | \*\*Ø90mm | \*\*\*Ø115mm.





## Solas Deep Recessed | LD48

Elegant, thin rim, deep recessed downlighter. Ideal for contemporary interiors.

Catalogue Reference No.	Wattage (W)	CCT (K)	MRP ₹
LD47-670-024-30-WH*	6W	3000	₹1,340
LD47-111-024-30-WH*	9W	3000	₹1,540
LD47-151-024-30-WH**	12W	3000	₹1,955
LD47-171-024-30-WH**	15W	3000	₹2,465
LD47-221-024-30-WH**	18W	3000	₹2,985

- Also available in 4000K CCT.
- Cutout dimensions: \*Ø82mm | \*\*Ø98mm.
- Also available in 36° beam angle. For the same, replace 24 with 36 in the above codes.




## Sleek Track Light | LD47

COB slim track lights, perfect blend of aesthetics with functionality.

Catalogue Reference No.	Wattage (W)	CCT (K)	MRP ₹
LD48-101-036-40-WH	10W	4000	₹2,365
LD48-171-036-40-WH	15W	4000	₹2,880
LD48-221-036-40-WH	20W	4000	₹3,390

- Also available in black finish. To order, replace WH with BL in the above codes catalogue reference nos.
- Also available in 3000K.





## Iris Slim Round | LD80

Ultra sleek, recess mounted, slim round panel light.

Catalogue Reference No.	Wattage (W)	CCT (K)	MRP ₹
LD80-350-XXX-60-XX**	6W	6000	₹1,090
LD80-530-XXX-60-XX***	9W	6000	₹1,155
LD80-101-XXX-60-XX****	12W	6000	₹1,530
LD80-131-XXX-60-XX*****	15W	6000	₹1,705
LD80-171-XXX-60-XX*****	18W	6000	₹2,475
LD80-281-XXX-60-G1*****	24W	6000	₹2,715

- Also available in 4000K CCT.
- Cutout dimensions: \*\*Ø105mm | \*\*\*Ø132mm | \*\*\*\*Ø155mm | \*\*\*\*\*Ø175mm | \*\*\*\*\*Ø200mm | \*\*\*\*\*Ø285mm.



## Iris Slim Square | LD81

Ultra sleek, recess mounted, slim square panel light.

Catalogue Reference No.	Wattage (W)	CCT (K)	MRP ₹
LD81-350-XXX-60-XX**	6W	6000	₹1,090
LD81-530-XXX-60-XX***	9W	6000	₹1,155
LD81-101-XXX-60-XX****	12W	6000	₹1,530
LD81-131-XXX-60-XX*****	15W	6000	₹1,705
LD81-171-XXX-60-XX*****	18W	6000	₹2,475
LD81-281-XXX-60-XX*****	24W	6000	₹2,715

- Cutout dimensions: \*\*140mm x 140mm | \*\*\*160mm x 160mm | \*\*\*\*180mm x 180mm | \*\*\*\*\*205mm x 205mm | \*\*\*\*\*285mm x 285mm | \*\*\*\*\*279mm x 279mm.



## IrisNeo Nextgen | LD95

Recessed, slim LED, round downlighter. Aesthetic white rim moulded in engineered plastic.

Catalogue Reference No.	Wattage (W)	CCT (K)	MRP ₹
LD95-670-XXX-65-G1*	6W	6500	₹935
LD95-101-XXX-65-G1*	9W	6500	₹1,155
LD95-141-XXX-65-G1**	12W	6500	₹1,375
LD95-171-XXX-65-G1**	15W	6500	₹1,485
LD95-221-XXX-65-G1***	18W	6500	₹1,750

- Also available in 4000K CCT.
- Cutout dimensions: \*Ø100mm | \*\*Ø150mm | \*\*\*Ø205mm.



## IrisNeo Nextgen | LD96

Recessed, slim LED, square downlighter. Aesthetic white rim moulded in engineered plastic.

Catalogue Reference No.	Wattage (W)	CCT (K)	MRP ₹
LD96-670-XXX-65-G1*	6W	6500	₹935
LD96-101-XXX-65-G1*	9W	6500	₹1,155
LD96-141-XXX-65-G1**	12W	6500	₹1,375
LD96-171-XXX-65-G1**	15W	6500	₹1,485
LD96-221-XXX-65-G1***	18W	6500	₹1,750

- Also available in 4000K CCT.
- Cutout dimensions: \*100mm x 100mm | \*\*150mm x 150mm | \*\*\*205mm x 205mm.




NEW

## EOS Round | LD66R

Surface mounted, trimless LED downlight.

Catalogue Reference No.	Wattage (W)	CCT (K)	MRP ₹
LD66R-670-XX-65-SM	6W	6500	₹990
LD66R-111-XX-65-SM	9W	6500	₹1,100
LD66R-151-XX-65-SM	12W	6500	₹1,430
LD66R-171-XX-65-SM	15W	6500	₹1,650
LD66R-221-XX-65-SM	18W	6500	₹2,090
LD66R-301-XX-65-SM	24W	6500	₹2,420

\*Also available in 4000K. To order, replace 65 with 40 in the above catalogue reference nos.



NEW

## EOS Square | LD66S

Surface mounted, trimless LED downlight.

Catalogue Reference No.	Wattage (W)	CCT (K)	MRP ₹
LD66S-670-XX-65-SM	6W	6500	₹990
LD66S-111-XX-65-SM	9W	6500	₹1,100
LD66S-151-XX-65-SM	12W	6500	₹1,430
LD66S-171-XX-65-SM	15W	6500	₹1,650
LD66S-221-XX-65-SM	18W	6500	₹2,090
LD66S-301-XX-65-SM	24W	6500	₹2,420

\*Also available in 4000K. To order, replace 65 with 40 in the above catalogue reference nos.





## Iris Slim Surface Mounted | LD80

Ultra sleek, surface mounted, slim round panel light.

Catalogue Reference No.	Wattage (W)	CCT (K)	MRP ₹
LD80-350-XXX-60-SM	6W	6000	₹1,265
LD80-101-XXX-60-SM	12W	6000	₹1,815
LD80-131-XXX-60-SM	15W	6000	₹2,145
LD80-171-XXX-60-SM	18W	6000	₹2,850
LD80-281-XXX-60-G1	24W	6000	₹3,000

• Also available in 4000K CCT.



## Iris Slim Surface Mounted | LD81

Ultra sleek, surface mounted, slim square panel light.

Catalogue Reference No.	Wattage (W)	CCT (K)	MRP ₹
LD80-350-XXX-60-SM	6W	6000	₹1,265
LD80-101-XXX-60-SM	12W	6000	₹1,815
LD80-131-XXX-60-SM	15W	6000	₹2,145
LD80-171-XXX-60-SM	18W	6000	₹2,850
LD81-271-XXX-60-SM	24W	6000	₹3,200

• Also available in 4000K CCT.




## Trim Neo | LL20

Sleek and seamless profiled, extruded aluminium/polycarbonate batten with an efficient diffuser to illuminate work and retail spaces.

Catalogue Reference No.	Wattage (W)	CCT (K)	MRP ₹
LL20-620-XXX-65NE3*	5W	6500	₹385
LL20-111-XXX-65NE3**	10W	6500	₹605
LL20-111-XXX-65NE3**	20W	6500	₹1,045
LL20-111-XXX-65AL1**	10W	6500	₹825
LL20-281-XXX-65AL1***	20W	6500	₹1,310
LL22-511-XXX-65-G1***	36W	6500	₹2,035

• Catalogue nos. ending with AL1 has aluminium housing.

• Length: \*1ft, \*\*2ft, \*\*\*4ft.




## Trim Neo Senso | LL28

Polycarbonate batten with inbuilt occupancy sensor. Saves energy and cost.

Catalogue Reference No.	Wattage (W)	CCT (K)	MRP ₹
LL28-281-SN-65-XX*	20W	6500	₹1,800

\*Length - 4ft.




## Pro LED Lamp | LL13

Linear lamp with PC/Aluminium housing for optimum light output. Specially designed diffuser to avoid direct view of LEDs.

Catalogue Reference No.	Wattage (W)	CCT (K)	MRP ₹
LL13-181-650-G1	18W	6500	₹1,200
LL13-181-65SE	20W	6500	₹1,550
LL13-181-65SESL	20W	6500	₹1,375
LL13-181-65SESL1-G1	20W	6500	₹1,375

- Catalogue no. ending with SE has aluminium housing.
- SESL has double side input. Rest are all with single side input.



## LED Channel | WIO92

Channel suitable to be used with T8 LED lamp.

Catalogue Reference No.	Wattage (W)	CCT (K)	MRP ₹
WIO921208	1X18W LED T8	-	₹715
WIO922208	2X20W LED T8	-	₹935
WIO921208P	1X18W LED T8	-	₹605
WIO922208P	2X20W LED T8	-	₹825

- LED lamp to be ordered separately.
- Product ending with P is pre-coated. The other codes are products with powder coating.




## Formz LED | LS06

Non-integral, flexible LED strip light with high brightness, for indoor and outdoor applications. The strip can be cut at marked intervals to suit the desired length.

Catalogue Reference No.	Wattage (W)	CCT (K)	MRP ₹
LS06-005-120-30-50	5W	3000	₹2,035
LS06-010-120-30-50	10W	3000	₹2,365
LS06-015-120-30-50	15W	3000	₹2,960
LG40-024	5W	3000	₹935
LG40-050	10W	3000	₹1,595
LG40-078	15W	3000	₹1,815

- Also available in 4000K and 6500K.
- LG40-024 - 1 unit is suitable for 1 no. (5m) spool of LS06-005. | LG40-050 - 1 unit is suitable for 1 no. (5m) spool of LS06-010 | LG40-78 - 1 unit is suitable for 1 no. (5m spool) of LS06-15 | Order driver separately. Driver is for indoor use only.



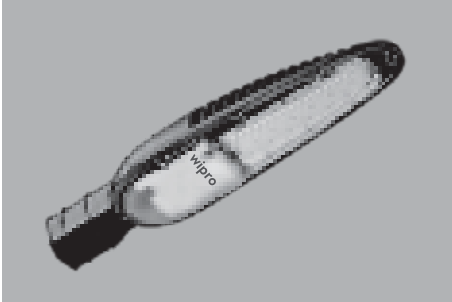


## Brillante | LL26

LED bulb, ideal for commercial and industrial applications, comes with B22 holder.

Catalogue Reference No.	Wattage (W)	CCT (K)	MRP ₹
LL26-371-65-B22	30W	6500	₹825
LL26-501-65-B22	40W	6500	₹1,155
LL26-621-65-B22	50W	6500	₹1,485

• Also available in 4000K CCT.




## Skyline | LR02

Compact and aesthetic aluminium pressure die cast IP66 streetlight.

Catalogue Reference No.	Wattage (W)	CCT (K)	MRP ₹
LR02-261-XXX-57-XX	20W	5700	₹3,795


• Also available in 4000K CCT.



## Skyline Neo Streetlight | LR26

Slim, minimalist aluminium pressure die cast IP66 streetlight, with lens cover.

Catalogue Reference No.	Wattage (W)	CCT (K)	MRP ₹
LR26-251-XXX-65-XX	20W	6500	₹2,970
LR26-371-XXX-65-XX	30W	6500	₹4,125



## Alpha Floodlight | LF19

Polycarbonate batten with inbuilt occupancy sensor. Saves energy and cost.

Catalogue Reference No.	Wattage (W)	CCT (K)	MRP ₹
LLF19-471-060-57-XX	40W	5700	₹7,140

• Length - 4ft.



## Alpha Neo Floodlight | LF37

Compact aluminium die cast housing IP66 floodlight.

Catalogue Reference No.	Wattage (W)	CCT (K)	MRP ₹
LF37-251-XXX-65-XX	20W	6500	₹2,420
LF37-371-XXX-65-XX	30W	6500	₹2,750
LF37-501-XXX-65-XX	40W	6500	₹3,575

• Also available in 4000K CCT.



## Moon+ | LW21

Compact aluminium die cast housing IP66 floodlight.

Catalogue Reference No.	Wattage (W)	CCT (K)	MRP ₹
LW21-111-XXX-57-XX	10W	5700	₹2,450
LW21-111-XXX-40-XX	10W	4000	₹2,450

• Also available in 4000K CCT.



## Items to be phased out (available till stocks last)

Series Catalogue	Reference No.	Wattage (W)
Iris Slim Neo (Round)	LD95-670-XXX-60-XX*	6W
	LD95-101-XXX-60-XX*	9W
	LD95-141-XXX-60-XX**	12W
	LD95-171-XXX-60-XX**	15W
	LD95-221-XXX-60-XX***	18W
Iris Slim Neo (Square)	LD96-670-XXX-60-XX*	6W
	LD96-101-XXX-60-XX*	9W
	LD96-141-XXX-60-XX**	12W
	LD96-171-XXX-60-XX**	15W
	LD96-221-XXX-60-XX***	18W
Moon (Round)	LW01-101-XXX-60-XX	9W
Moon (Square)	LW02-101-XXX-60-XX	9W
Elate	CRCO10R038HP57GL	36W
	CRCO10S038HP57GL	36W
Pro LED Lamp T5	LL13-181-65-T5	18W

## Terms and conditions

- Prices are in Indian Rupees.
- MRP is inclusive of GST. However authorized Wipro sales persons/stockists can sell below the MRP.
- All prices are subject to Wipro's general terms & conditions of business.
- Prices are subject to change without notice as per Company discretion.
- This price list supersedes all earlier price lists.
- The Company reserves the right to issue amendments, which may arise due to any errors in the price list.
- Goods are dispatched by us at purchaser's risk. All claims for loss, damage or shortage will be filed by the purchasers directly with the carriers.
- Orders should be placed in multiples of case lot.
- All orders shall be placed in writing.
- Items other than those included in the price list, stand phased out from the range.
- All fixtures will be supplied as per our normal specifications. For additional features please contact the nearest Wipro office for details.
- Disputes, if any, are subject to Pune jurisdiction only.
- Related wattage and CCT are nominal and BIS tolerance is applicable on the same.

Innovation and improvement are a way of life at Wipro. All rights reserved. Reproduction of this data, in part or in whole, without permission, is prohibited. Care has been taken to ensure that the information content within is correct. We reserve the right to modify the product without prior intimation. Photographs shown herein are indicative. Customers are advised to reconfirm the data or product dimensions before purchase, with our local office.

## Branch Offices

<p>E40/7, Okhla Industrial Area, Phase-II, New Delhi - 011 020. Tel: 011 - 4170 8122 / 29</p>	<p>Lotus Corporate Park, Unit No 1401 – 1402, 14<sup>th</sup> Floor, C Wing, Graham Firth Steel Compound, Western Express Highway, Goregaon (E), Mumbai - 400 063. Tel: 022 - 6218 2000</p>
<p>No.139, 7<sup>th</sup> Cross, N S Palya, Off. Bannerghatta Road, Bangalore - 560 076. Tel: 080 - 4150 3260</p>	<p>4<sup>th</sup> Floor, Svalar Square, 15, North Phase, Guindy Industrial Estate, Ekkaduthangal, Chennai - 600 032. Tel: +91 - 994 049 9275</p>
<p>3, Pretoria Street, 3<sup>rd</sup> Floor, Kolkata - 700 071. Tel: 033 - 4404 5886 / 87</p>	<p>Bhosale Heights, 1195/5, Fergusson College Road, Pune - 411 005. Tel: 020 - 2553 5081</p>
<p>Surya Towers, 6<sup>th</sup> floor, Sardar Patel Road, Hyderabad - 500 003. Tel: 040 - 2717 6082</p>	<p>C/O Wipro Enterprise Pvt Ltd SCO-1066 – 1067, Top Flood, Sector 22-B, (Near HDFC Bank) Chandigarh - Pin Code 160022. Tel: +91 981 570 8102 / +91 921 610 8102</p>
<p>United Compound, A B Road, Dewas Naka, Indore - 452 010. Tel: +91 982 799 9668</p>	<p>E/149, Transport Nagar, Lucknow Kanpur Road, Lucknow - 226 012. Tel: 0522 - 243 4352</p>
<p>Khata No. - 349/536, Plot No. 52, Andhei Sahi, New Industrial Estate, Jagatpur, Cuttack - 754 200. Tel: +91 900 703 4259</p>	<p>409 - 410, Scarlet Gateway, Opp. Rivera Anatalia, Corporate Road, Nr. Prahladnagar Garden, Satellite, Ahmedabad - 380 015. Tel: 079 - 4007 3546</p>
<p>Flat No. 8, Plot No. 191, 1<sup>st</sup> Floor, Rachna Apartment, Cement Road, Shivaji Nagar, Nagpur - 440 010. Tel: 0712 - 256 9878</p>	<p>Khasra No. 48-49/2, Khedha Business Park, Tatibanth, Raipur - 492 099. Tel: 0771 - 326 5725</p>
<p>VI/409-D, Valomkottil Building, Opp. BMC, Sea Port-Airport Road, P.O. Thrikkakkara, Cochin - 682 021. Tel: +91 989 570 8464</p>	<p>Plot No. 90/24, D-Block, IDA, Autonagar, Vizag - 530 012. Tel: +91 967 690 8080</p>
<p>9/10, Sri Vankatram Complex, VLB Nagar, OPP VLB Arts &amp; Science College, Kovaipudur Road, Kuniamuthur, Coimbatore - 641 042. Tel: +91 807 820 2741</p>	<p>B - 16/17, Palsania Complex, Near T B Hospital, Subhash Nagar Shopping Centre, Jaipur - 320 016. Tel: 0141 - 228 0014 / 491 0879</p>

# wipro advantage



30 years  
of expertise  
in lighting



18 branches  
across India



Customized  
solutions



Pan India  
after sales  
support



## Business Office

Wipro Lighting, 5th floor, Godrej Eternia - C,  
Old Pune-Mumbai Highway, Shivajinagar,  
Pune - 411 005. Maharashtra, India.  
(T) 020-6609 8700, (F) 020-6609 8777  
helpdesk.lighting@wipro.com

## Registered Office

Wipro Enterprises (P) Limited  
'Wipro House', No. 8,  
7<sup>th</sup> Main, 80 Feet Road, Koramangala,  
1<sup>st</sup> Block, Bangalore - 560 034.  
Karnataka. India.

[www.wiprolighting.com](http://www.wiprolighting.com)

Toll free no: 1800 425 1969

Follow us on     

**IoL**<sup>®</sup>  
Internet of Lighting  
A Wipro Brand

**Ahmedabad:** 079 - 4007 3546

**Bangalore:** 080 - 4150 3260

**Baroda:** 0265 - 239 5830 / 35 / 36 / 41 / 45

**Bhubaneshwar:** 1800 425 1969

**Chandigarh:** +91 981 570 8102 /

+91 921 610 8102

**Chennai:** 1800 425 1969

**Cochin:** 1800 425 1969

**Coimbatore:** 1800 425 1969

**Hyderabad:** 040 - 2717 6082

**Indore :** +91 982 799 9668

**Jaipur:** 1800 425 1969

**Kolkata:** 033 - 4404 5886 / 87

**Lucknow:** 0522 - 243 4352

**Mumbai:** 022 - 6218 2000

**Nagpur:** 0712 - 256 9878

**New Delhi:** 011 - 4170 8121 / 29

**Pune:** 020 - 2553 5081

**Raipur :** 0771- 326 5725

**Vishakhapatnam:** +91 967 690 8080