



IS NOW



Electrical & Automation



Infrastructure



Home



Buildings



Agriculture



Industries

**Maximum Retail Prices  
For Electrical Standard Products  
Effective from 01-02-2025**

\*Under license from Larsen & Toubro Limited. | #Trademark of Schneider Electric Denmark A/S.



# FROM THE COO'S DESK.



**L&T Switchgear\*** IS NOW  
**Business**



Electrical & Automation

Dear Stakeholder,

We are pleased to announce the launch of our new brand "Lauritz Knudsen Electrical & Automation" on 29th May 2024 which will replace the existing brand, L&T Switchgear.

We sincerely thank you for your patronage & support over the last seven decades. We eagerly anticipate continuing this journey under the new name.

During this transition, the specific product names shall remain unchanged, such as ACBs - OMEGA & C-POWER, MCCB-DSine, Final Distribution Products (MCBs, RCCB, RCBO) – AU / Exora, Contactors -MNX/MO/MCX, Drives, PLCs, Metering products etc. Our products now feature a refreshed look that reflects our brand image and brings more consistency across our product line. However, please note that this change will not affect the ordering CAT numbers, technical parameters, and dimensions of our product range. Once the old brand material is exhausted, we will exclusively supply products under our new brand identity.

We assure you that this brand transition will be seamless, ensuring continuous availability of the products, including spares and after-sales support throughout the product's life cycle, whether under the L&T Switchgear or Lauritz Knudsen brand. Product warranties, as per our standard terms, will be honoured for products in both brands.

We kindly request you to update our new brand, Lauritz Knudsen Electrical & Automation, in your list of approved makes.

Thank you for your continued support and cooperation.

A handwritten signature in blue ink, appearing to read 'Naresh Kumar', positioned above a horizontal line.

Best regards,

Naresh Kumar,

COO & Sr, VP, Electrical Standard Products

Lauritz Knudsen Electrical & Automation



# Contents

## Switching & Control

Contactors	03
Accessories	08
Spares	11

## Motor Protection Solutions

Thermal Overload Relays	12
Electronic Motor Protection Relays	14
iMMR - Intelligent Motor Management Relay	19
Manual Motor Starters	21

## Starters

Motor Starters	23
----------------	----

## Powergear

Enclosed Automatic Transfer Switch	28
On Load Changeover Switch-Disconnectors	29
CZ Bypass Switch & Switch Disconnectors	30
Switch-Disconnect-Fuse Units, HRC Fuses & SDs	32
Moulded Case Circuit Breakers	38
Sub - Main Distribution Boards	66
Air Circuit Breakers	68

## Energy Management

Power Quality Solutions - Components	84
AHF & ASVG	90
Protection Relays	94
Metering Devices	97
Smartcomm Digital Architecture	98
Digital Panel Meters	102

## Automation Solution

AC Drives	106
Digital Soft Starters	113
Programmable Logic Controllers (PLC) & Human Machine Interface	117

## Final Distribution Products 120

## Discontinued Products/Suggested Alternate Products 138

Note:  
[Black colour : HSN code]  
Current GST 18%, subject to changes as per Govt. notification



**Please contact the nearest branch office for  
Prices of the following products :**

- › Final Distribution Products - 6kA MCBs
- › Servo & Motion Control Solutions
- › Wires, Cables and Flat Cables
- › Busbar Trunking Systems
- › Rotary Switches
- › Modular Remote Control Units & Indicating Units
- › Timing Devices & Supply Monitors
- › Cable Ducts & Load Break Switches
- › Modular Switches and Sockets
- › Medium Voltage AIS upto 36kV
- › Agricultural Electrical Products

**Note:** Product photographs shown, are for representative purposes only.





# Solar Switchgear

With the high-tech edge

Designed for plants  
up to 800 V AC

Lauritz Knudsen Electrical & Automation India's leading supplier of low-voltage switchgear presents a comprehensive, technically superior range of electrical products for solar power installations up to 800 V AC.

Competitively priced, Lauritz Knudsen's advanced product range comprises MCCBs, ACBs, AC-Load Break Switches, Outdoor VCBs, ABTs, Tariff Meters, Fuses, and SPDs. All designed to maximize the efficiency of your installation.

---

Give your solar power installation the high-tech, high-productivity edge. **Contact us today.**

---



**Customer Interaction Center (CIC)**

Phone no: 022-6932 7800

Web: [www.LK-EA.com](http://www.LK-EA.com) | e-mail: [CIC@LK-EA.com](mailto:CIC@LK-EA.com)



# Efficient DC Solutions up to 1500V DC

## Applications:

- › Battery Energy Storage System
- › Central Inverter Application
- › EV System

## MCCB

- › Range: 100A to 800A
- › DC Operational Voltages of 1500V, 1000V, 750V, 500V & 250V
- › Ambient Temperature Compensated DC Releases
- › Internal Accessory Compatibility for all DC Applications
- › Service Breaking Capacity Ics upto 50kA




## ACB - SD

- › Disconnector versions up to 6300A\*
- › DC Voltage ratings 1500V<sup>#</sup>, 1000V, 750V, 500V & 250V
- › Service Breaking Capacity Ics upto 100kA

\* 6300A in two pole series connection for voltage up to 500V DC

<sup>#</sup> Upcoming version



## SWITCH DISCONNECTOR

- › Range: 125A to 630A
- › Voltage: 1000/1500V DC



## MCB

- › Conforms to IEC 60947-2
- › Current rating upto 63A
- › Available in SP/DP and FP versions
- › Voltage rating available from 130V DC to 1000V DC





# Knowledge Portal

## Your Online Library & Community

### Benefits of the Portal

- Catalogues
- Pricelists
- User Manuals
- Dimension Drawings
- Product Improvement Notes
- Technical Articles
- Promotional Videos
- Programming Videos
- Installation Videos



Data on Cloud enables quick and fast access



Latest Data Anywhere and Anytime



Only access the latest:- No more worries over which is the latest



No need to pile-up physical copies of the documents



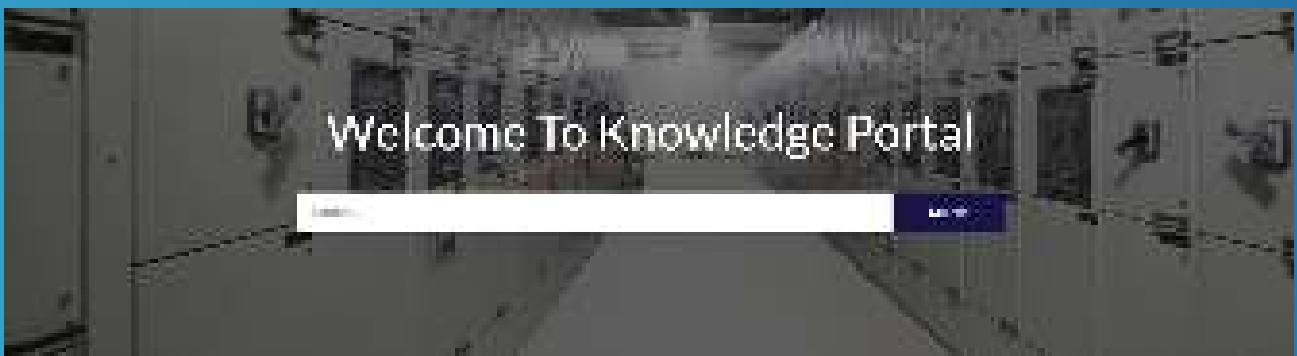
Directly interact with our Product Experts for any queries you may have



Customer Portal for healthy interactions for Sharing Ideas/Feedbacks



Discover any of our Product Literature through Quick Search feature



Visit Knowledge Portal: [www.LK-EA.com/kp](http://www.LK-EA.com/kp)

Sign Up to the Portal to avail all its benefits



## Contactors

### Power Contactors

- |               |                  |   |               |
|---------------|------------------|---|---------------|
| <b>1 Pole</b> | <b>2 Pole</b>    | <b>3 Pole</b>   | <b>4 Pole</b> |
| › MR          | › MNX<br>› MU-2P | › MO<br>› MNX<br>› MI<br>› MX Power<br>› ML<br>› MDX (DC Control/Electronic coil Control) | › MCX         |

### Control Relays (Auxiliary Contactors)

- › MX0 (Mini) AC/DC
- › MO0 AC/DC


### Capacitor Duty Contactors

- › MO C

## MI Contactors

### 6-150A, AC-3 Rating

Optimum solution  
for your applications



Understanding customer requirements, we make sure that our range of contactors caters to their evolving needs. Considering the changing expectations of customers and a need for an optimum and reliable solution, we introduce MI range of contactors for applications upto 150 A AC3 rating.

#### Features

- › Finger proof terminals upto 40A
- › Can be used with existing MN Range of thermal overload relays
- › Top mounting add-on blocks possible upto 80A
- › Spares available for entire range
- › Optimised for AC1/AC3 applications

#### Applications

- › Street lighting
- › VFD, Soft Starters applications
- › UPS
- › Solar and Wind inverters
- › Resistive loads
- › Battery charging
- › Motor Starters

\* For accessories and more details please contact nearest branch.

Type	Cat. No.	M.R.P. (₹) Per Unit
MI 6 (With 1 NO aux contact)	CS90401	Price on request*
MI 9 (With 1 NO aux contact)	CS90402	
MI 12 (With 1 NO aux contact)	CS90403	
MI 18 (With 1 NO aux contact)	CS90404	
MI 22 (With 1 NO aux contact)	CS90405	
MI 25	CS90406	
MI 32	CS90407	
MI 40	CS90408	
MI 45	CS90704	
MI 50	CS90705	
MI 70	CS90706	
MI 80	CS90707	
MI 95	CS90724	
MI 120	CS90725	
MI 150	CS90726	

#### Notes:

- 1) Standard coil voltage: 110V, 220V, 240V and 415V, 50Hz
- 2) For ordering Suffix, please refer page No. 10

#### Customer Interaction Center (CIC)

Phone no: 022-6932 7800  
Web: www.LK-EA.com | e-mail: CIC@LK-EA.com



## 3 Pole Power Contactors [8536]

### 3 Pole Power Contactors - Type MNX

#### Features


- › Conforms to IS / IEC 60947-4-1 & IEC 60947-4-1
- › Range from 9A – 650A AC-3
- › Click fit type construction up to 40A
- › Coil on top design in 95A and above
- › Spares available for entire range



MNX 22



MNX 40



MNX 80



MNX 140



MNX 250



MNX 650

### 3 Pole Power Contactors - Type MO

#### Features

- › Conforms to IS / IEC 60947-4-1 & IEC 60947-4-1
- › Range from 9A - 300A AC-3
- › Range 140A-300A available with conventional / universal AC/DC electronic coil version
- › Common coil for 50 & 60Hz application
- › Low pick-up VA consumption
- › Standardized accessories for 9A-110A and 140A-300A range
- › Compact dimensions saving panel space
- › Suitable for Lug as well as Lugless termination
- › **RoHS** compliant



MO 18



MO 45



MO 70



MO 110



MO 140



MO 250

Size	AC3 Rating (A)	AC1 Rating (A)	Type	Aux. Contacts	Cat. No.	M.R.P. (₹) Per Unit	Std. Pkg. (Nos.)
Fr 1	9	25	MNX 9	1 NO	CS94106	1050	20
				1 NC	CS94107	1050	20
	12	30	MNX 12	1 NO	CS94108	1210	20
				1 NC	CS94109	1210	20
	18	30	MNX 18	1 NO	CS94100	1440	20
				1 NC	CS94101	1440	20
22	32	MNX 22	1 NO	CS94980	1640	20	
			1 NC	CS94981	1640	20	
Fr 2	25	45	MNX 25	#	CS94110	1670	20
	32	55	MNX 32	#	CS94111	3550	20
	40	55	MNX 40	#	CS94190	5510	20
Fr 3	50	85	MNX 50	#	CS97075	7640	1
	70	100	MNX 70	#	CS97076	10660	1
	80	100	MNX 80	#	CS97077	13310	1
	95	160	MNX 95	#	CS97078	13310	1
Fr 4	110	160	MNX 110	2 NO + 2 NC	CS94136	20150	1
	140	160	MNX 140	2 NO + 2 NC	CS94137	24480	1
	140	160	MNX 140	2 NO + 2 NC	CS94138	31230	1
Fr 5	185	250	MNX 185	2 NO + 2 NC	CS94139	37130	1
	225	300	MNX 225	2 NO + 2 NC	CS94140	40870	1
	250	300	MNX 250	2 NO + 2 NC	CS94141	46070	1
Fr 6	300	400	MNX 300	2 NO + 2 NC	CS90280	55640	1
	400	425	MNX 400	2 NO + 2 NC	CS94144	79610	1
	550	650	MNX 550	2 NO + 2 NC	CS94145	116920	1
	650	800	MNX 650	2 NO + 2 NC	CS96327	178290	1

Size	AC 4 Rating (A)	AC 3e Rating (A)	AC 1 Rating (A)	Type	Aux. Contacts	Cat. No.	M.R.P. (₹) Per Unit	Std. Pkg. (Nos.)
Fr 0	9	9	30	MO 9	1 NO+1 NC	CS94833	1800	10
	12	12	32	MO 12	1 NO+1 NC	CS94834	2010	10
	18	18	32	MO 18	1 NO+1 NC	CS94835	2280	10
Fr 1	25	25	45	MO 25	#	CS94567	2530	10
	32	32	50	MO 32	#	CS94568	5310	10
	40	40	50	MO 40	#	CS94569	7990	10
	45	45	50	MO 45 ▲	#	CS94570	10250	10
Fr 2	50	50	100	MO 50	#	CS94572	11030	1
	60	60	100	MO 60	#	CS94573	12200	1
	70	70	100	MO 70	#	CS94574	14950	1
Fr 3	80	80	125	MO 80	#	CS94576	18940	1
	95	95	125	MO 95	#	CS94577	21510	1
	110	110	140	MO 110	#	CS94578	25850	1
Fr 4	140	140	250	MO 140	2 NO+2 NC	CS95000	35600	1
	185	185	275	MO 185	2 NO+2 NC	CS95001	41570	1
	225	225	275	MO 225	2 NO+2 NC	CS95002	46330	1
Fr 4*	140	140	250	MO 140	2 NO+2 NC	CS95042	48510	1
	185	185	275	MO 185	2 NO+2 NC	CS95047	60180	1
	225	225	275	MO 225	2 NO+2 NC	CS95052	64130	1
Fr 5	250	250	400	MO 250	2 NO+2 NC	CS94441	52220	1
	300	300	500	MO 300	2 NO+2 NC	CS94440	62920	1
Fr 5*	250	250	400	MO 250	2 NO+2 NC	CS94456	70300	1
	300	300	500	MO 300	2 NO+2 NC	CS94464	81390	1

#### Notes:

- # Add-on blocks can be ordered separately
  - For ordering MNX/MO add-on aux contact blocks, please refer page No.8
  - For ordering MNX/MO surge suppressor and MNX/MO MIL kit, please refer page No.9
  - For ordering Suffix, please refer page No.10
  - Standard coil voltage: MNX/MO - 110V, 220V, 240V and 415V, 50Hz.
- › If using 16 sq mm cable for MO 45 use of spreader link kit is mandatory
  - › For ordering spreader link kit for MO 45, Please refer page No.9
  - \* Universal AC/DC electronic coil version



## 2 Pole Power Contactors [8536]

### 2 Pole Power Contactors - Type MNX

#### Features

- › Conforms to IS / IEC 60947-4-1 & IEC 60947-4-1
- › Range from 9A - 650A AC-3
- › DC ratings available
- › Click fit type construction up to 40A
- › Coil on top design in 95A and above
- › Common spares and accessories as MNX 3P

Size	AC3 Rating (A)	AC1 Rating (A)	Type	Aux. Contacts	Cat. No.	M.R.P. (₹) Per Unit	Std. Pkg. (Nos.)
Fr 1	9	25	MNX 9-2P	1 NO	CS90232	895	10
	12	30	MNX 12-2P	1 NO	CS90234	1030	10
	18	30	MNX 18-2P	1 NO	CS90236	1220	10
	22	32	MNX 22-2P	1 NO	CS90238	1390	10
Fr 2	25	45	MNX 25-2P	#	CS90240	1420	10
	32	55	MNX 32-2P	#	CS90241	3020	10
	40	55	MNX 40-2P	#	CS90242	4680	10
Fr 3	50	85	MNX 50-2P	#	CS94061	6490	1
	70	100	MNX 70-2P	#	CS94062	9060	1
	80	100	MNX 80-2P	#	CS94063	11300	1
Fr 4	95	160	MNX 95-2P	#	CS94064	17100	1
	110	160	MNX 110-2P	#	CS94065	20800	1
	140	160	MNX 140-2P	#	CS94066	26500	1
Fr 5	185	250	MNX 185-2P	2 NO + 2 NC	CS94978	31600	1
	225	300	MNX 225-2P	2 NO + 2 NC	CS94979	34700	1
	250	300	MNX 250-2P	2 NO + 2 NC	CS90301	39200	1
Fr 6	300	400	MNX 300-2P	2 NO + 2 NC	CS90346	47300	1
	400	425	MNX 400-2P	2 NO + 2 NC	CS94069	67700	1
	550	650	MNX 550-2P	2 NO + 2 NC	CS90243	99400	1
	650	800	MNX 650-2P	2 NO + 2 NC	CS90578	151500	1

## 3 Pole Power Contactors [8536]

### 3 Pole Power Contactors - Type MDX

#### Features

- › Conforms to IS/IEC 60947-4-1 & IEC 60947-4-1
- › Range from 9 - 110A AC-3
- › Built in surge suppressor for MDX 9 - 110



MDX 25



MDX 38



MDX 110

Size	AC3 Rating (A)	AC1 Rating (A)	Type	Aux. Contacts	Cat. No.	M.R.P. (₹) Per Unit	Std. Pkg. (Nos.)
Fr 1 (DC Control Coil)	9	25	MDX 9	1 NO	CS96564	2170	1
	12	28	MDX 12	1 NO	CS96565	2550	1
	18	32	MDX 18	1 NO	CS96566	3070	1
	25	32	MDX 25	1 NO	CS96567	4040	1
Fr 2 (DC Control Coil)	32	56	MDX 32	#	CS96552	7800	1
	38	56	MDX 38	#	CS96553	10970	1
Fr 3 (Electronic Coil-AC/DC)	50	90	MDX 50	#	CS91584	15930	1
	65	110	MDX 65	#	CS91585	18040	1
	80	125	MDX 80	#	CS91586	22370	1
	95	125	MDX 95	#	CS91857	26800	1
	115	125	MDX 115	#	CS91858	29860	1

#### Notes:

- # Add-on blocks can be ordered separately.
- For ordering MDX/MNX add-on aux contact blocks, please refer page No.8
- For ordering MNX surge suppressor and MIL kit, please refer page No.9
- For ordering Suffix, please refer page No.10
- Standard coil voltage: MDX - 24V, 48V, 110V and 220V DC
- Standard coil voltage: MNX 2P - 240V, 50Hz
- For DC power ratings refer catalogue
- For MDX side add-on and top add-on can not be mounted together

## 3 Pole Power Contactors [8536]

### 3 Pole Power Contactors - Type MX Mini

#### Features

- › Conforms to IS / IEC 60947-4-1 & IEC 60947-4-1
- › AC/DC Contactor in 45mm width
- › Base as well as DIN Rail mounting facility
- › Built-in Surge Suppressor in MX DC



MX 06

AC3 Rating (A)	AC1 Rating (A)	Type	Aux. Contact	Cat. No.	M.R.P. (₹) Per Unit	Std. Pkg. (Nos.)
<b>For AC control (Std. Coil Voltage - 24, 110, 240, 415V, 50Hz)</b>						
6A	20A	MX 06	1 NO	CS94012	1260	10
6A	20A	MX 06	1 NC	CS94013	1260	10
9A	20A	MX 09	1 NO	CS94014	1300	10
9A	20A	MX 09	1 NC	CS94015	1300	10
12A	20A	MX 12	1 NO	CS94016	1430	10
12A	20A	MX 12	1 NC	CS94017	1430	10
<b>For DC control (Std. Coil Voltage - 24, 110, 220V)</b>						
6A	20A	MX 06	1 NO	CS94021	1960	10
6A	20A	MX 06	1 NC	CS94022	1960	10
9A	20A	MX 09	1 NO	CS94023	2080	10
9A	20A	MX 09	1 NC	CS94024	2080	10
12A	20A	MX 12	1 NO	CS94025	2330	10
12A	20A	MX 12	1 NC	CS94026	2330	10

### 3 Pole Power Contactors - Type ML

#### Features

- › Conforms to IS/IEC 60947-4-1 & IEC 60947-4-1
- › Range from 25 - 300A AC-3
- › Robust and suitable for hostile applications



ML 1.5



ML 3

Size	AC3 Rating (A)	AC1 Rating (A)	Type	Aux. Contacts	Cat. No.	M.R.P. (₹) Per Unit	Std. Pkg. (Nos.)
Fr 1	25	25	ML 1.5	2 NO + 2 NC	SS91851	4940	1
Fr 2	32	40	ML 2	2 NO + 2 NC	SS90701	9170	1
	40	45	ML 3	2 NO + 2 NC	SS90721	13530	1
Fr 3	70	100	ML 4	2 NO + 2 NC	SS90910	22110	1
	110	125	ML 6	2 NO + 2 NC	SS90921	34980	1
Fr 4	300	400	ML 12	2 NO + 2 NC	SS91010	79200	1

#### Notes:

- For ordering MX add-on aux contact blocks, please refer page No.8
- For ordering ML add-on aux contact blocks, please refer page No.9
- For ordering MX surge suppressor and MIL kit, please refer page No.9
- For Ordering Suffix, please refer page No.10
- Standard Coil Voltage : ML 1.5/2/3 - 110V, 240V and 440V, 50 Hz  
ML 4/6/12 - 110V, 240V and 415V, 50 Hz



## 4 Pole Power Contactors [8536]

### 4 Pole Power Contactors - Type MCX

#### Features

- › Conforms to IS / IEC 60947-4-1 & IEC 60947-4-1
- › Range from 18A - 900A
- › Wide operating band up to 130A AC-1



MCX 22



MCX 34



MCX 47

Size	AC-1 Rating (A)	Type	Aux Contacts	Cat. No.	M.R.P. (₹) Per Unit	Std. Pkg. (Nos.)
Fr 1	18	MCX 01	#	CS97009	1270	10
	25	MCX 02	#	CS97010	1320	10
	32	MCX 03	#	CS97011	1430	10
	40	MCX 04	#	CS97012	2010	10
Fr 2	55	MCX 11	#	CS97013	2660	1
	63	MCX 12	#	CS97014	5320	1
	80	MCX 13	#	CS97015	8220	1
Fr 3	105	MCX 22	#	CS97017	11070	1
	130	MCX 23	#	CS97018	13120	1
Fr 4	160	MCX 32	2 NO + 2 NC	CS97020	21630	1
	200	MCX 33	2 NO + 2 NC	CS97021	26440	1
	255	MCX 34	2 NO + 2 NC	CS97022	32490	1
Fr 5	325	MCX 41	2 NO + 2 NC	CS97023	52780	1
	360	MCX 42	2 NO + 2 NC	CS97024	57680	1
	400	MCX 43	2 NO + 2 NC	CS97025	66950	1
	560	MCX 44	2 NO + 2 NC	CS97026	84770	1
	600	MCX 45	2 NO + 2 NC	CS97027	100320	1
	700	MCX 46	2 NO + 2 NC	CS97028	112580	1
	900	MCX 47	2 NO + 2 NC	CS94291	158400	1

## AST System Components [9032]

### Automatic Transfer Controllers (ATC)



AuXC-2000 Controller

Type	Cat. No.	M.R.P. (₹) Per Unit	Std. Pkg. (Nos.)
AuXC-2000 Controller	ATC20000000	33200	1
AuXC-2100 Controller** with Optional RS485	ATC21000000	66200	1
RS485 Module for AuXC-2100 Controller**	ETACONRS485	13200	1

Can be used along with ACB, Motorised MCCBs, MCX contactors & Motorised Changeover switches

\*\* Note: RS485 expansion module needs to be ordered with AuXC-2100 for communication

For AuXC 2000/2100 programming videos and more details please scan the QR code or click here



#### Notes for MCX:

- 1) # Add on blocks can be ordered separately.
- 2) For ordering MCX add-on aux contact blocks, please refer page No.8
- 3) For ordering MCX surge suppressor and MIL kit, please refer page No.9
- 4) For Ordering Suffix, please refer page No.10
- 5) Standard Coil Voltage: MCX - 220V, 240V and 415V 50Hz
- 6) Mounting of side add-on aux. contact block is not recommended for mechanically interlocked MCX 11/12/13 contactors
- 7) MCX 01-04 and MCX 11-13 available in 48V DC coil. Contact nearest branch for more details.
- 8) MCX 01-04 available with 2NO+2NC power contacts. Contact nearest branch for more details.

To avoid coil failure due to neutral floating, it is recommended to use 415V coil

## Control Relays (Auxiliary Contactors) [8536]

### Type MX0 AC



MX0 22E

#### Features

- › Conforms to IS / IEC 60947-4-1 & IEC 60947-4-1
- › Available with AC or DC control in same dimension
- › Inbuilt Surge Suppressor in MX DC

Rated Current	Description	Cat. No.	M.R.P. (₹) Per Unit	Std. Pkg. (Nos.)
<b>For AC control std. Coil Voltage - 24, 110, 240, 415V, 50Hz</b>				
AC-15 4A at 415V	MX0 40E (4 NO)	CS94018	1500	10
	MX0 31E (3 NO + 1 NC)	CS94019	1500	10
	MX0 22E (2 NO + 2 NC)	CS94020	1500	10
	MX0 13E (1 NO + 3 NC)	CS94041	1500	10
	MX0 04E (4 NC)	CS94042	1500	10

### Type MX0 DC

Rated Current	Description	Cat. No.	M.R.P. (₹) Per Unit	Std. Pkg. (Nos.)
<b>For DC control std. Coil Voltage - 24, 110, 220V</b>				
AC-15 4A at 415V	MX0 40E (4 NO)	CS94027	1970	10
	MX0 31E (3 NO + 1 NC)	CS94028	1970	10
	MX0 22E (2 NO + 2 NC)	CS94029	1970	10
	MX0 13E (1 NO + 3 NC)	CS94043	1970	10
	MX0 04E (4 NC)	CS94044	1970	10

- Notes: 1) For Ordering Suffix, please refer page No.10  
 2) 5 NC & above combinations are not recommended for MX0 DC Control Contactors  
 3) 1 NO + 3 NC, 4 NC add on block combinations are not recommended for MX0 DC Control Contactors.

### Type MO0 AC



MO0 AC

#### Features

- › Same add-on aux. contact block in MO0 as of MO power contactors
- › Common coil for 50 & 60Hz application

Rated Current	Description	Cat. No.	M.R.P. (₹) Per Unit	Std. Pkg. (Nos.)
<b>For AC control std. Coil Voltage - 24, 110, 240, 415V, 50Hz</b>				
AC-15 4A at 415V	MO0 40E (4NO)	CS91623	955	10
	MO0 31E (3NO + 1NC)	CS91624	955	10
	MO0 22E (2NO + 2NC)	CS91625	955	10

Note: 6NC & above combination is not recommended for MO0 AC  
 For ordering add-on contact blocks of MX0, MO0, please refer page no.8

### Type MO0 DC



MO0 DC

#### Features

- › Same add-on aux. contact block in MO0 as of MO power contactors
- › Inbuilt Surge Suppressor in MO0 DC

Rated Current	Description	Cat. No.	M.R.P. (₹) Per Unit	Std. Pkg. (Nos.)
<b>For DC control std. Coil Voltage - 24, 48, 110, 220</b>				
AC-15 4A at 415 V	MO0 40E (4NO)	CS90045	2130	10
	MO0 31E (3NO + 1NC)	CS90046	2130	10
	MO0 22E (2NO + 2NC)	CS90047	2130	10

Note: 5NC & above combination is not recommended for MO0 DC  
 For ordering add-on contact blocks of MX0, MO0, please refer page no.8

## Capacitor Duty Contactors - Type MO C



MO C50



MO C100

Size	kVAr Rating @ 440V, 3Ph, 50Hz	Type	Built-in Auxiliary Contacts	Cat. No.	M.R.P. (₹) Per Unit	Std. Pkg. (Nos.)
Fr 1	3	MO C3	1NO	CS96146	2240	1
	5	MO C5	1NO	CS96127	2340	1
	8.5	MO C8.5	1NO	CS96320	2660	1
	10	MO C10	1NO	CS96156	2840	1
	12.5	MO C12.5	1NO	CS96321	3030	1
	15	MO C15	1NO	CS90019	3940	1
	20	MO C20	1NO	CS90021	4580	1
	25	MO C25▲	1NO	CS96322	5180	1
Fr 2	30	MO C30\$	1NO	CS96148	7990	1
	40	MO C40	1NO	CS96147	13420	1
	50	MO C50	1NO	CS96324	14340	1
Fr 3	60	MO C60\$	1NO	CS96149	16190	1
	75	MO C75	1NO	CS96150	19050	1
	85	MO C85	1NO	CS96157	19200	1
	100	MO C100\$	1NO	CS96158	19800	1

### Features

- > Conforms to IS / IEC 60947-4-1 & IEC 60947-4-1
- > MO C Range available from 3 - 100 kVAr, AC-6b
- > Delatching type early make contacts
- > Separate termination for damping resistors
- > Encapsulated damping resistor assembly
- > Common coil for 50 & 60Hz application
- > Low pick-up VA consumption
- > Standard accessories throughout the range in line with MO contactor
- > Suitable for Lug as well as Lugless termination
- > **RoHS** compliant

**For Power Quality Solutions, please refer page No. 84-92**

### Note:

- 1) For ordering add-on aux. contact block, please refer page No.8
- 2) For ordering suffix, please refer page No.10
- 3) For ordering spare coils, please refer page No.11
- 4) Standard coil voltage : 240V, 50/60 Hz
- 5) For ordering MO C surge suppressor, please refer page No.9

▲ If using 16 sq mm cable use of spreader link kit is mandatory

▲ For ordering spreader link kit, Please refer page No.9

\$ Spreader link along with phase barrier included in packing

## Definite Purpose Contactors [8536]

### Single Pole Contactors - Type MR

#### Features

- > Wide and chatter free operating band
- > High AC-1 rating for single phase applications



MR 11W  
(Wide band coil)



MR 13



MR 11NW  
SPN (Wide band coil)

AC3 Rating (A)	Type	Cat. No.	M.R.P. (₹) Per Unit	Std. Pkg. (Nos.)
25A	MR 11W	CS94176	1320	10
25A	MR 11NW	CS94178	1410	10
40A	MR 13	CS94992	1440	40

### Note:

- 1) Ordering Suffix B000 - 240V, 50Hz
- 2) For ordering add-on aux. contact block, please refer page No.9

### Two Pole Contactors - Type MU-2P

#### Features

- > Wide band potted coil
- > Neutral isolation



MU 16-2P

AC3 Rating (A)	Type	Cat. No.	M.R.P. (₹) Per Unit	Std. Pkg. (Nos.)
16A	MU16-2P	CS90117	1050	10
25A	MU25-2P	CS90118	1280	10
40A	MU40-2P	CS90119	1630	10

### Note:

- 1) Coil voltages available for MU-2P are 220V, 240V, wide band coil 160-220V
- 2) Ordering suffix for wide band coil of MU-2P is N000
- 3) For ordering add-on aux. contact block, please refer page No.8



## Accessories - Add-on Auxiliary Contact Blocks [8538]

	MNX 9-80	MNX 95-650	MO 9-110	MO 140-300	ML	MX	MDX 9-110	MCX 01-23	MCX 32-47	MX0	MO0	MO C	MR	MU-2P
Front add-on possible	Yes	No	Yes	No	No	Yes	Yes	Yes	No	Yes	Yes	No	Yes	Yes
Side add-on possible	Yes	Yes	Yes	Yes	Yes	No	Yes	Yes	Yes	No	No	Yes	No	No

**Note:** 1) Mounting of side add-on aux. contact block is not recommended for mechanically interlocked MCX 11/12/13 contactors  
2) Accessories are common for MNX 2P & MNX 3P contactors

### Front Mounting Add-on aux. Contact Block



**MNX / MCX**  
Front Add-on  
aux. contact Block



**MO / MO0**  
Front Add-on  
aux. contact Block



**MDX Front**  
Add-on  
aux. contact Block



**MX Front**  
Add-on  
aux. contact Block



**MU-2P**  
Front Add-on  
aux. contact Block

Front Mounting	Suitable for									
	MNX 9-80 / MCX 01-23	M.R.P. (₹) Per Unit	MO 9-110 / MO0	M.R.P. (₹) Per Unit	MDX# 9-110	M.R.P. (₹) Per Unit	MX 0/6/9/12	M.R.P. (₹) Per Unit	MU-2P	M.R.P. (₹) Per Unit
4 NO	CS94112 <sup>^</sup>	655	CS94594 <sup>^</sup>	655	-	-	Cs94033 <sup>^</sup>	620	-	-
3 NO + 1 NC	CS94113 <sup>^</sup>	655	CS94595 <sup>^</sup>	655	-	-	CS94034 <sup>^</sup>	620	-	-
2 NO + 2 NC	CS94114 <sup>^</sup>	655	CS94596 <sup>^</sup>	655	CS96569 <sup>~</sup>	860	CS94035 <sup>^</sup>	620	-	-
1 NO + 3 NC	CS94115 <sup>^</sup>	655	CS94597 <sup>^</sup>	655	CS90906 <sup>~</sup>	860	CS94036 <sup>^</sup>	620	-	-
4 NC	CS94116 <sup>^</sup>	655	CS94598 <sup>^</sup>	655	-	-	CS94037 <sup>^</sup>	620	-	-
2 NO	CS94117 <sup>^</sup>	435	CS94591 <sup>^^</sup>	435	-	-	CS94030 <sup>^</sup>	400	CS90692 <sup>^</sup>	435
1 NO + 1 NC	CS94118 <sup>^</sup>	435	CS94592 <sup>^^</sup>	435	CS96568 <sup>~</sup>	505	CS94031 <sup>^</sup>	400	CS90693 <sup>^</sup>	435
2 NC	CS94119 <sup>^</sup>	435	CS94593 <sup>^^</sup>	435	-	-	CS94032 <sup>^</sup>	400	CS90694 <sup>^</sup>	435
1 NO	CS94120 <sup>^</sup>	225	CS94585 <sup>^^</sup>	225	CS96586 <sup>~</sup>	280	-	-	CS90695 <sup>^</sup>	225
1 NC	CS94121 <sup>^</sup>	225	CS94586 <sup>^^</sup>	225			-	-	CS90696 <sup>^</sup>	225

<sup>^</sup>For MDX Side add-on and top add-on can not be mounted together

### Side Mounting Add-on aux. Contact Block



**MNX/MCX**  
Side Add-on aux. contact Block



**MO/MO C**  
Left Add-on aux. contact Block

Side Mounting	Aux Contact	Suitable for							
		MNX 9-40/ MCX 01-04	M.R.P. (₹) Per Unit	MCX 11-13	M.R.P. (₹) Per Unit	MNX 50-80/ MCX 22-23	M.R.P. (₹) Per Unit	MO 9-110/ MO C 3-100	M.R.P. (₹) Per Unit
First left	1 NO + 1 NC	CS94220 <sup>^</sup>	700	CS94201 <sup>^</sup>	750	CS94201 <sup>^</sup>	750	CS94580 <sup>^</sup>	700
First Right	1 NO + 1 NC	CS94221 <sup>^</sup>	700	CS94202 <sup>^</sup>	750	CS94202 <sup>^</sup>	750	CS94581 <sup>^</sup>	700
Second Left	1 NO + 1 NC	-	-	-	-	CS94203 <sup>^</sup>	750	CS94582 <sup>^</sup>	700
Second right	1 NO + 1 NC	-	-	-	-	CS94204 <sup>^</sup>	750	CS94583 <sup>^</sup>	700

**Note:** Mounting of side add-on aux. contact block is not recommended for mechanically interlocked MCX 11/12/13 contactors  
For MO 9-18, only First left and Second left side add-on is allowed.

### Side Mounting Add-on aux. Contact Block



**MDX**  
Side Add-on aux. contact Block

Side Mounting	Aux Contact	Suitable for					
		MNX 95-650/ MCX 32-47	M.R.P. (₹) Per Unit	MO 140-300	M.R.P. (₹) Per Unit	MDX# 9-110	M.R.P. (₹) Per Unit
First left	1 NO + 1 NC	CS94205 <sup>^</sup>	855	CS95033 <sup>^</sup>	855	ST94985 <sup>^</sup>	1030
First Right	1 NO + 1 NC	CS94206 <sup>^</sup>	855	CS95034 <sup>^</sup>	855		
Second Left	1 NO + 1 NC	CS94207 <sup>^</sup>	855	CS95035 <sup>^</sup>	855	-	-
Second right	1 NO + 1 NC	CS94208 <sup>^</sup>	855	CS95036 <sup>^</sup>	855	-	-

# For MDX Side add-on and top add-on can not be mounted together  
-Standard Packing is 1 <sup>^</sup>Standard Packing is 10 <sup>^^</sup>Standard Packing is 20



## Accessories - Add-on Auxiliary Contact Blocks [8538]

### Side Mounting Add-on aux. Contact Block - ML



ML Add-on aux. contact Block

Side Mounting	Suitable for				
	Aux Contact	ML 4/6	M.R.P. (₹) Per Unit	ML 12	M.R.P. (₹) Per Unit
Left	1 NO + 1 NC	SS91494 <sup>^</sup>	1060	-	-
Right	1 NO + 1 NC	-	-	SS91474 <sup>^</sup>	1060

Note: Ordering Suffix for Add-on aux. contact blocks : 0000

### Add-on aux. Contact Block - MR



MR 1NO

Description	For Contactor	Contacts Type	Cat. No.	M.R.P. (₹) Per Unit
Top add-on single pole	MR	1 NO	CS94179 <sup>^</sup>	330

~ Standard Packing is 1 <sup>^</sup>Standard Packing is 10 <sup>^^</sup>Standard Packing is 20

## Accessories - Surge Suppressors [8538]

### For MX, MNX, MCX, MO & MO C



MX - S1

Ordering Suffix \* 110-240V: B000, 415V: D000

# 110V: A000, 220-240V: B000, 360-525V: D000

^ 110V: A000, 220-320V: B000, 360-415V: D000

MDX 9-110, MNX 550-650, MCX 45-47, MX DC, MX0 DC & MO0 DC have built in surge suppressor

For Contactor	Cat. No.	M.R.P. (₹) Per Unit	Std. Pkg. (Nos.)
MX 06 to MX 12 / MX 0 AC (S1)	CS94039 <sup>*</sup>	555	10
MNX 9 - 40 / MCX 01 - 04 (S1)	CS94166 <sup>*</sup>	560	10
MNX 50 - 80 / MCX 11 - 23 (S3)	CS94163 <sup>*</sup>	625	10
MNX 95 - 250 / MCX 32 - 34 (S4)	CS94164 <sup>#</sup>	2060	10
MNX 300 - 400 / MCX 41 - 44 (S6)	CS94165 <sup>#</sup>	2780	10
MO Frame 0/1, MO C Frame 1, MO0 Control	CS91706 <sup>^</sup>	560	10
MO/MO C - Frame 2	CS91707 <sup>^</sup>	625	10
MO/MO C - Frame 3	CS91708 <sup>^</sup>	2060	10
MO Frame - 4/5	CS91854 <sup>^</sup>	2780	10

## Accessories - Mechanical Interlock Kits & Spreader Link Kit [8538]

### Mechanical Interlock Kit for MX, MO, MDX, MNX & MCX



MCX M3 (MCX 22)

For Contactor	Cat. No.	M.R.P. (₹) Per Unit	Std. Pkg. (Nos.)
MX 06 to MX 12 / MX 0	CS94038	555	10
MO 9 - 110 <sup>*</sup>	CS94584	790	10
MDX 9 - 38	CS96572	655	1
MDX 50 - 110	CS96573	2000	1
MNX 9 - 40	CS94126	450	10
MNX 50 - 80	CS94197	3180	1
MNX 95 - 140	CS94198	4950	1
MNX 185 - 250	CS94199	5640	1
MNX 300 - 650	CS94200	6380	1
MCX 01 - 04	CS94126	450	10
MCX 11 - 13	ST50540	895	10
MCX 22 - 23	CS93095	4200	1
MCX 32 - 34	SS94992	4340	1
MCX 41 - 47	CS94301	7160	1

Note:

1) Ordering Suffix for Mechanical Interlock Kits : 0000

2) \*MO MIL Kit contains inbuilt 2 NC Contacts

3) Mounting of side add-on aux. contact block is not recommended for mechanically interlocked MCX 11/12/13 contactors

4) MIL kit for MNX 50-80 comes with 2 left & 2 right side add-on aux. contact blocks i.e. 4 NO + 4 NC

5) MIL kit for MCX 22/23 comes with 2 left & 2 right side add-on aux. contact blocks i.e. 4 NO + 4 NC

### MO / MO C Spreader Link Kit



For Contactor	Cat. No.	M.R.P. (₹) Per Unit	Std. Pkg. (Nos.)
MO 9 - 45 / MOC 3 - 30	CS94274	525	10
MO 50 - 70 / MOC 40 - 60	CS94093	830	10
MO 80 - 110 / MOC 75 - 100	CS94094	1200	1
MO 140 - 225	CS91057	3360	1
MO 250 - 300	CS90940	5240	1

Note:


1) If using 16 sq mm cable for MO 45/ MO C25 use of spreader link is mandatory

2) Spreader Link Kit consists of six terminals along with phase barrier (Not applicable for MO 250-300)

3) In MO C 30, MO C 60 & MO C 100 spreader link is included in packing

4) Ordering Suffix: 0000

⚠ 5) Insert spreader link in top slot only



## Accessories - Connecting Links [8538]

### DOL Starter - Link



Contactor  
MMS Link

Suitable For	Cat. No.	M.R.P. (₹) Per Unit	Std. Pkg. (Nos.)
MOG H1/S1 with MO 9-18	CS90396 #	435	10
MOG H1/S1 with MO 25-45	CS90391 #	435	10

### Star Delta Starter - Link



Reversing /  
star delta Link



Paralleling  
Link



Contactor  
MMS Link



Shorting  
Link

Suitable For	Cat. No.	M.R.P. (₹) Per Unit	Std. Pkg. (Nos.)
MOG H1/S1 with MO 9-18	CS90549 #	1310	10
MOG H1/S1 with MO 25-45	CS90547 #	1310	10

\*Ordering Suffix 0000

### Reversing DOL Starter - Link



Reversing  
Starter



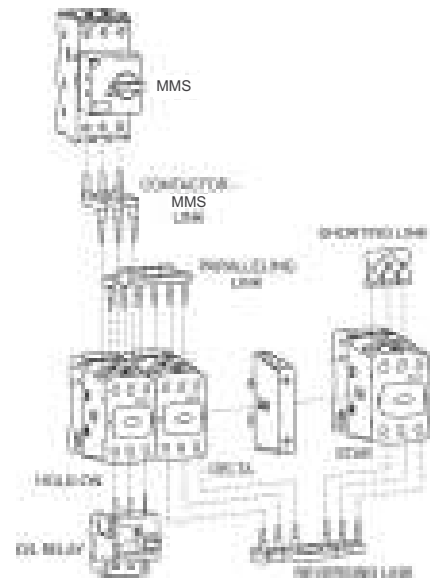
Paralleling  
Link



Contactor  
MMS Link

Suitable For	Cat. No.	M.R.P. (₹) Per Unit	Std. Pkg. (Nos.)
MOG H1/S1 with MO 9-18	CS90548 #	1090	10
MOG H1/S1 with MO 25-45	CS90546 #	1090	10

### Example of Star Delta Starter Connection with Link



## Accessories - Mechanical Latch [8538]

### Mechanical Latch

#### Features

- > Keeps contactor in closed condition even after removal of coil supply
- > Ideal for logical operations
- > Suitable for sites where voltage fluctuation is frequent
- > Saves energy as coil supply can be removed once contactor is picked up

Suitable For	Description	Cat. No.	M.R.P. (₹) Per Unit	Std. Pkg. (Nos.)
MO 9-70A, MO 0 control	Mechanical Latch	CS90136	2920	10

For Ordering Suffix refer below table

Standard Coil Voltage of Mechanical Latch is 24V AC, 110V AC & 240V AC

### Ordering Suffix for Standard Coil Voltages

Ordering Suffix for Standard Coil Voltages			
AC Control		DC Control*	
Voltage (V)	Suffix	Voltage (V)	Suffix
24	G000	24	4000
110	A000	48	5000
220	K000	110	1000
240	B000	220	2000
415	D000		
440	P000		

Ordering suffix for Electronic coil Contactor		
AC / DC control		
Voltage (V)	Suffix	Contactor
20-48	J000	MDX 50-110
60-110	A000	MDX 50-110
110-240	B000	MDX 50-110 & MO 140-300
240-415	D000	MO 140-300

#### Note:

1) \* For MX DC, MDX 9-38, MX0 DC, MO0 DC

2) For other coil voltages please contact nearest branch office



### Spare Contact Kit and Spare Coil



Type	Spare Contact kit		Spare Coil	
	Cat. No.	M.R.P. (₹) Per Unit	Cat. No.	M.R.P. (₹) Per Unit
ML 1.5	SS95305 <sup>^</sup>	2435	SS90873 <sup>^</sup>	970
ML 2	SS95307 <sup>^</sup>	4450	SS90545 <sup>^</sup>	1790
ML 3	SS95309 <sup>^</sup>	7865		
ML 4	SS95311 <sup>^</sup>	11655	SS91258 <sup>~</sup>	3510
ML 6	SS95313 <sup>^</sup>	21560		
ML 10	SS95315 <sup>~</sup>	42000	SS91011 <sup>~</sup>	7480
ML 12	SS95317 <sup>~</sup>	45255		
MR	-	-	CS94102 <sup>^</sup>	735
MU16-2P	CS90217 <sup>^</sup>	320		
MU25-2P	CS90218 <sup>^</sup>	420	CS90793 <sup>^</sup>	405
MU40-2P	CS90219 <sup>^</sup>	605		
MO 0 AC	-	-	CS94841 <sup>^</sup>	540

**Note:**  
 1) Coil voltages available for MU-2P are 220V, 240V, wide band coil 160-220V  
 2) Ordering suffix for wide band coil of MU-2P is NO00

MO C Spare Coils		
Type	Cat. No.	M.R.P. (₹) Per Unit
MO C3 - 30	CS96317 <sup>^</sup>	670
MO C40 - 60	CS96318 <sup>^</sup>	2060
MO C75 - 100	CS96319 <sup>^</sup>	3560

### Front housing & Moving bridge kit and Combination coil with timer for ML contactor



Front housing and moving bridge kit		
Type	Cat. No.	M.R.P. (₹) Per Unit
ML 1.5	ST28734 <sup>~</sup>	925
ML 2/ ML 3	ST23866 <sup>~</sup>	1270
ML 4/ ML 6	ST28735 <sup>~</sup>	2300
Combination coil with timer		
Type	Cat. No.	M.R.P. (₹) Per Unit
ML 2	SS90650 <sup>~</sup>	4150

**Note:**  
 1) Ordering Suffix for Spare Contact kit - 0000  
 2) For Spare Coil Ordering Suffix refer page No. 10

~ Standard Packing is 1  
 ^~ Standard Packing is 5  
 ^ Standard Packing is 10  
 ~~ Standard Packing is 50

### Spare Contact Kit and Spare Coil




	Spare Contact kit		Spare Coil				
	Type	Cat. No.	M.R.P. (₹) Per Unit	Cat. No.	M.R.P. (₹) Per Unit		
MO Contactors	MO 9 (1 NO + 1 NC)	CS94843 <sup>^</sup>	600	CS94841 <sup>^</sup>	540		
	MO 12 (1 NO + 1 NC)	CS94844 <sup>^</sup>	780				
	MO 18 (1 NO + 1 NC)	CS94845 <sup>^</sup>	855				
	MO 9	CS96380 <sup>^^</sup>	600	CS96317 <sup>^</sup>	670		
	MO 12	CS96381 <sup>^^</sup>	780				
	MO 18	CS96382 <sup>^^</sup>	855				
	MO 25	CS96383 <sup>^^</sup>	975				
	MO 32	CS96384 <sup>^^</sup>	2215				
	MO 40	CS96385 <sup>^^</sup>	3735				
	MO 45	CS96386 <sup>^^</sup>	3780				
	MO 50	CS96387 <sup>^^</sup>	3895				
	MO 60	CS96388 <sup>^^</sup>	5040			CS96318 <sup>^</sup>	2060
	MO 70	CS96389 <sup>^^</sup>	5600				
	MO 80	CS96390 <sup>^^</sup>	7700	CS96319 <sup>^</sup>	3560		
	MO 95	CS96391 <sup>^^</sup>	9715				
	MO 110	CS96392 <sup>^^</sup>	14190				
	MO 140	CS90357 <sup>~</sup>	17050	CS90356 <sup>~</sup>	8280		
	MO 185	CS90358 <sup>~</sup>	20460				
	MO 225	CS90359 <sup>~</sup>	23430				
	MO 250	CS94444 <sup>~</sup>	28160			CS94442 <sup>~</sup>	12300
MO 300	CS94443 <sup>~</sup>	31790					
MO 140 (electronic coil)	CS90357 <sup>~</sup>	17050	CS90855 <sup>~</sup>			15000	
MO 185 (electronic coil)	CS90358 <sup>~</sup>	20460					
MO 225 (electronic coil)	CS90359 <sup>~</sup>	23430					
MO 250 (electronic coil)	CS94444 <sup>~</sup>	28160	CS90738 <sup>~</sup>			15100	
MO 300 (electronic coil)	CS94443 <sup>~</sup>	31790					
MVO	-	-	CS90174 <sup>~</sup>	33600			
MNX Contactors	MNX 9	CS94123 <sup>^</sup>	555	CS94105 <sup>^</sup>	525		
	MNX 12	CS94124 <sup>^</sup>	720				
	MNX 18	CS94125 <sup>^</sup>	790				
	MNX 22	CS94269 <sup>^</sup>	885				
	MNX 25	CS94127 <sup>^</sup>	905				
	MNX 32	CS94128 <sup>^</sup>	2110				
	MNX 40	CS94147 <sup>^</sup>	3565				
	MNX 50	CS94150 <sup>^</sup>	3645				
	MNX 70	CS94151 <sup>^</sup>	5395			CS94192 <sup>^</sup>	1930
	MNX 80	CS94152 <sup>^</sup>	7420			CS94196 <sup>~</sup>	3400
	MNX 95	CS94153 <sup>~</sup>	9535				
	MNX 110	CS94154 <sup>~</sup>	13930	CS94194 <sup>~</sup>	7760		
	MNX 140	CS94155 <sup>~</sup>	16740				
	MNX 185	CS94156 <sup>~</sup>	19345				
	MNX 225	CS94157 <sup>~</sup>	22365				
	MNX 250	CS90310 <sup>~</sup>	26625				
	MNX 300	CS90283 <sup>~</sup>	29765				
	MNX 400	CS94161 <sup>~</sup>	44520				
MNX 550	CS94162 <sup>~</sup>	59815					
MNX 650	CS96336 <sup>~</sup>	92555					
MCX Contactors	MCX 01-04	-	-			CS94105 <sup>^</sup>	525
	MCX 11	CS94077 <sup>^</sup>	1800	CS94009 <sup>^</sup>	695		
	MCX 12	CS94078 <sup>^</sup>	3530				
	MCX 13	CS90307 <sup>^</sup>	5465	ST91291 <sup>*~</sup>	1730		
	MCX 22	CS94331 <sup>~</sup>	6595				
	MCX 23	CS90078 <sup>~</sup>	8170				
	MCX 32	CS94082 <sup>^</sup>	12485	CS94196 <sup>~</sup>	3400		
	MCX 33	CS94083 <sup>^</sup>	16140				
	MCX 34	CS94084 <sup>^</sup>	18900				
	MCX 41	CS94295 <sup>~</sup>	28380				
	MCX 42	CS94296 <sup>~</sup>	33000				
	MCX 43	CS94297 <sup>~</sup>	39600	CS94195 <sup>~</sup>	11550		
	MCX 44	CS94298 <sup>~</sup>	50060				
	MCX 45	CS94299 <sup>~</sup>	52835				
	MCX 46	CS94300 <sup>~</sup>	61405				
	MCX 47	CS90308 <sup>~</sup>	85470				

\* Ordering Suffix for 240V AC - F000, 415V AC - R000

## Type MN - Suitable for MNX Contactor

### Features

- › Available in 3 frame sizes from 0.2-570 A
- › Ambient temperature compensated up to 55°C
- › Built-in Single Phasing protection
- › Manual and auto reset mode
- › Conforms IS/IEC 60947-4-1 & IEC 60947-4-1



Type of Mounting (Operation)	Relay Range (A)	Cat. No.	M.R.P. (₹) Per Unit	Std. Pkg. (Nos.)
MN 2 (Directly Operated)	Direct Mounting on MNX 9 - 40			
	0.2 - 0.33	SS9414100EO	1740	10
	0.3 - 0.5	SS9414100GO	1740	10
	0.45 - 0.75	SS9414100JO	1740	10
	0.6 - 1	SS9414100KO	1740	10
	0.9 - 1.5	SS9414100MO	1750	10
	1.4 - 2.3	SS9414100PO	1750	10
	2 - 3.3	SS9414100QO	1750	10
	3 - 5	SS9414100SO	1750	10
	4.5 - 7.5	SS9414100UO	1750	10
	6 - 10	SS9414200VO	1750	10
	9 - 15	SS9414200BO	1810	10
	14 - 23	SS9414400DO	1960	10
	20 - 33	SS9414500EO	2890	10
24 - 40	SS9414500FO	3040	10	
MN 5 (Directly Operated)	Direct Mounting on MNX 50 - 80			
	9 - 15	SS9413500BO	3600	10
	14 - 23	SS9413500DO	3600	10
	20 - 33	SS9413600EO	3600	10
	30 - 50	SS9413600GO	4490	10
	36 - 60	SS9413600TO	4770	10
	45 - 75	SS9413700JO	5140	10
66 - 110	SS9413700KO	5860	10	
MN 12 (CT Operated)	Separate Mounting			
	28 - 46.5	SB9421100GO	8540	1
	42 - 69	SS9413800HO	8540	1
	60 - 100	SS9413800KO	8540	1
	90 - 150	SS9413800MO	8540	1
	135 - 225	SS9413800PO	10300	1
	180 - 300	SS9413900QO	11180	1
270 - 450	SS9413900RO	14030	1	
MN 12L # (CT Operated)	Separate Mounting			
	42 - 69	SS9412700HO	27320	1
	60 - 100	SS9412700KO	27320	1
	90 - 150	SS9412700MO	27320	1
	135 - 225	SS9412700PO	27320	1
	180 - 300	SS9412700QO	27320	1
340 - 570	SS9412700SO	27320	1	

# For motors with longer starting time (Trip class 30)

## Type RTO - Suitable for MO Contactor

### Features

- › Ambient temperature compensated upto 55°C
- › Built-in Single Phasing protection
- › Manual and auto reset mode
- › Front access to START and STOP/RESET buttons
- › Sealable in OFF condition
- › Conforms IS/IEC 60947-4-1 & IEC 60947-4-1



Type of Mounting (Operation)	Relay Range (A)	Cat. No.	M.R.P. (₹) Per Unit	Std. Pkg. (Nos.)
RTO - 1 (Directly Operated)	Direct Mounting on MO 9 - 45			
	0.23 - 0.41	CS9635500FO	2440	10
	0.31 - 0.55	CS9635500GO	2440	10
	0.55 - 0.85	CS9635500JO	2440	10
	0.78 - 1.2	CS9635500LO	2440	10
	1.2 - 2.0	CS9635500NO	2440	10
	1.9 - 2.8	CS9635500PO	2470	10
	2.4 - 3.6	CS9635500QO	2470	10
	3.5 - 5.2	CS9635500SO	2470	10
	4.6 - 6.7	CS9635500TO	2470	10
	6.7 - 9.7	CS9635500VO	2470	10
	8.5 - 12.5	CS9635500AO	2510	10
	12.5 - 18.5	CS9635600CO	2510	10
	17 - 25.5	CS9635600DO	2680	10
	25 - 37	CS9635600EO	3940	10
	35 - 45	CS9635600GO	4140	10
	RTO - 2 (Directly Operated)	Direct Mounting on MO 50 - 70		
5 - 7.5		CS9636600UO	4760	1
7 - 11		CS9636600VO	4760	1
10.5 - 16		CS9636600BO	4760	1
15 - 21		CS9636600CO	4760	1
20 - 31		CS9636600EO	4960	1
30 - 43		CS9636600FO	5990	1
40 - 57		CS9636600SO	6550	1
50 - 75	CS9636700JO	6880	1	
RTO - 3 (Directly Operated)	Direct Mounting on MO 80 - 110			
	23 - 30	CS9087300EO	7780	1
	29 - 38	CS9630300QO	8080	1
	37 - 49	CS9630400GO	8330	1
	47 - 62	CS9631200TO	8490	1
	60 - 78	CS9631300JO	10000	1
75 - 110	CS9631400KO	10920	1	
RTO - 4 (CT Operated)	Separate Mounting			
	23.4 - 36	CS9709600GO	11770	1
	36 - 60	CS9709600JO	11770	1
	57 - 84	CS9709600KO	11770	1
	72 - 108	CS9709600LO	11770	1
	105 - 156	CS9709600MO	11770	1
	138 - 201	CS9709600NO	14450	1
	201 - 291	CS9709600QO	15090	1
	255 - 375	CS9709600RO	18830	1



## Thermal Overload Relays [8536]

### Type RX

#### Features

- › Direct mounting on MX contactor
- › Built-in single phasing protection
- › Front access to START and STOP/RESET buttons

Type of Mounting (Operation)	Relay Range (A)	Cat. No.	M.R.P. (₹) Per Unit	Std. Pkg. (Nos.)
RX (Directly Operated)	0.23-0.41	CS9635700FO	1440	10
	0.45-0.78	CS9635700JO	1440	10
	0.78-1.2	CS9635700LO	1440	10
	1.2-1.9	CS9635700NO	1440	10
	1.8-2.8	CS9635700PO	1440	10
Direct Mounting on MX Contactors	2.6-3.6	CS9635700QO	1440	10
	3.6-5.2	CS9635700SO	1440	10
	4.8-7	CS9635700TO	1440	10
	6.4-9.7	CS9635700VO	1440	10
	8.2-12.1	CS9635700AO	1440	10

### Type MU-2P (2 Pole)



MU-2P

Type of Mounting (Operation)	Relay Range (A)	Cat. No.	M.R.P. (₹) Per Unit	Std. Pkg. (Nos.)
<b>MU 2P (2 Pole)</b>				
Direct	1 - 1.6A	CS9020700MO	760	1
Mounting on MU-2P Contactor	1.5 - 2.5A	CS9020700PO	760	1
	2.5 - 4A	CS9020700RO	760	1
	4 - 6.5A	CS9020700TO	760	1
	6 - 10A	CS9020700VO	760	1
	9 - 14A	CS9020700AO	760	1

### Type ML



ML

Type of Mounting (Operation)	Relay Range (A)	Cat. No.	M.R.P. (₹) Per Unit	Std. Pkg. (Nos.)
<b>Direct Mounting on ML 1.5 Contactors</b>				
ML 1 (Directly Operated)	0.15 - 0.25	SS9185800DO	3420	10
	0.25 - 0.4	SS9185800FO	3420	10
	0.4 - 0.65	SS9185800HO	3420	10
	0.6 - 1	SS9185800KO	3420	10
	1 - 1.6	SS9185800MO	3420	10
	1.5 - 2.5	SS9185800PO	3420	10
	2.5 - 4	SS9185800RO	3420	10
	4 - 6.5	SS9185800TO	3420	10
	6 - 10	SS9185800VO	3420	10
	10 - 16	SS9185800BO	3420	10
11 - 18	SS9185800CO	3420	10	
<b>Direct Mounting on ML 2/3 Contactors</b>				
ML 2 / ML 3 (Directly Operated)	9 - 14	SS9185900AO	5050	10
	13 - 21	SS9185900CO	5050	10
	20 - 32	SS9185900EO	5050	10
	28 - 42	SS9185900FO	5050	10

Type of Mounting (Operation)	Relay Range (A)	Cat. No.	M.R.P. (₹) Per Unit	Std. Pkg. (Nos.)
<b>MU 2P (2 Pole)</b>				
Direct	11 - 18A	CS9020700CO	850	1
Mounting on MU-2P Contactor	13 - 22A	CS9020700DO	850	1
	16 - 26A	CS9020700BO	850	1
	20 - 32A	CS9020700EO	1060	1
	26 - 40A	CS9020700FO	1060	1

## Accessories for Thermal Overload Relays [8538]

### Accessories for Thermal Overload Relays



Relay Mounting Kit



Kit for Mounting MN5 Relay



Din Rail Mounting Kit MN2 Relay

Description	Cat. No.	M.R.P. (₹) Per Unit	Std. Pkg. (Nos.)
Push button extn. unit for MN 2 Relays	SS949680000	70	100
Kit for Mounting MN 2 Relay on ML 1.5 contactor	SS947010000	235	50
Kit for Mounting MN 2 Relay separately (Direct Mounting Type)	SS947000000	235	50
Kit for Mounting MN 5 Relay on MNX 95 / 110 / 140 contactor	SS946380000	380	20
Kit for Mounting MN 5 Relay on ML 2 / ML 3 contactor	SS941510000	245	20
Kit for Mounting MN5 Relay on ML 4 / ML 6 contactor	SS941520000	335	20
DIN Rail Mounting Kit Relay on MN 2 Relay	SS918870000	185	50

### Separate Mounting Kit for RTO Relay



### Relay Reset Cord for MN & RTO relay



400 mm



650 mm



900 mm



1200 mm

Description	Cat. No.	M.R.P. (₹) Per Unit	Std. Pkg. (Nos.)
MN Relay reset cord - 400mm	SB942070000	860	1
MN Relay reset cord - 650mm	SB942080000	895	1
MN Relay reset cord - 900mm	SB942090000	920	1
MN Relay reset cord - 1200mm	SB942100000	1030	1
RTO Relay reset cord - 400mm	CS909410000	860	1
RTO Relay reset cord - 650mm	CS909420000	895	1
RTO Relay reset cord - 900mm	CS909430000	920	1
RTO Relay reset cord - 1200mm	CS909440000	1030	1

Description	Cat. No.	M.R.P.(₹) Per Unit	Std. Pkg. (Nos.)
RTO-1 Relay Separate Mounting Kit	CS963350000	320	1
RTO-2 Relay Separate Mounting Kit	CS963060000	760	1
RTO-3 Relay Separate Mounting Kit	CS963070000	1080	1



# Electronic Motor Protection Relay [8536]

## Type REO - Electronic Overload Relay

### Features

- › Protections:
  - › Overload
  - › Single Phasing, Phase unbalance
  - › Locked Rotor
  - › Earth Fault in REO 1.1G & REO 4G
- › Trip indication
- › Selectable Trip class - 10A, 10, 20, 30 as per IEC 60947-4-1
- › Conforms IS/IEC 60947-4-1 & IEC 60947-4-1



To Experience the Benefits of REO Electronic Overload Relay



Click or Scan

Model	Type of Mounting	Relay Range (A)	Without earth fault protection		Model	With in-built earth fault protection		Std. Pkg. (Nos.)
			Cat. No.	M.R.P. (₹) Per Unit		Cat. No.	M.R.P. (₹) Per Unit	
REO 1.1	Direct Mounting on MO 9-45	0.15-0.75	CS9041800JO	5790	REO 1.1G	CS9042300JO	9660	10
		0.6-3	CS9041800QO	5790		CS9042300QO	9660	10
		2.4-12	CS9041800LO	5790		CS9042300LO	9660	10
		9-45	CS9041800GO	6510		CS9042300GO	9990	10
REO 4	Separate Mounting	18-90	CS9041800UO	17170	REO 4G	CS9042300UO	16560	1
		72-360	CS9041800RO	23530		CS9042300RO	23620	1

## Type REO - Electronic Over Current Relay

Electronic Overcurrent Relay (EOCR) is a type of Electronic relay that has tripping based on Definite mean time characteristics. The tripping of relay is decided by trip time selected by user.

### Features

- › Protections:
  - › Overload
  - › Single Phasing, Phase unbalance
  - › Locked Rotor
- › Settable start time (5s, 10s, 20s, 40s) and trip time (2s, 4s, 8s, 16s)
- › Trip indication
- › Conforms IS/IEC 60947-4-1 & IEC 60947-4-1



Model	Type of Mounting	Relay Range (A)	Cat. No.	M.R.P. (₹) Per Unit	Std. Pkg. (Nos.)
REO 1.1c	Direct Mounting on MO 9-45	0.15-0.75	CS9191100JO	7450	1
		0.6-3	CS9191100QO	7450	1
		2.4-12	CS9191100LO	7450	1
		9-45	CS9191100GO	7450	1

### Accessories for REO - Electronic Overload Relay

Description	Cat. No.	M.R.P. (₹) Per Unit	Std. Pkg. (Nos.)
REO Relay Reset Cord - 400mm	CS904250000	860	1
Separate Mounting Kit for REO 1.1/1.1G/1.1c Relay	CS963350000	320	1

## MPR200nX Electronic Motor Protection Relay

- › Protections
  - › Overload
  - › Locked Rotor
  - › Single Phasing, Current Unbalance, Phase Sequence Reversal
  - › Under Current
- › Inbuilt CT's (1 A to 88 A)
- › Trip indication
- › Test facility
- › Selectable trip class - 10A, 10, 20 and 30 as per IEC 60947-4-1



Model	Aux. supply	Thermal O/L Range (A)	Device Code	Cat. No.	M.R.P. (₹) Per Unit
MPR200nX	240V AC	1 - 2.75	49, 51LR, 37, 46,	MPR200BE010	3600
		2 - 5.5		MPR201BE020	4200
		4 - 11		MPR202BE040	4800
		8 - 22		MPR203BE080	5400
		16 - 44		MPR204BE160	6000
		32 - 88		MPR205BE320	6600
	110V AC	1 - 2.75		MPR200BB010	3600
		2 - 5.5		MPR201BB020	4200
		4 - 11		MPR202BB040	4800
		8 - 22		MPR203BB080	5400
		16 - 44		MPR204BB160	6000
		32 - 88		MPR205BB320	6600

## MPR300 Electronic Motor Protection Relay With in-built Earth Fault Protection

- › Protections
  - › Overload
  - › Earth Fault
  - › Locked Rotor
  - › Single Phasing, Current Unbalance, Phase Sequence Reversal
  - › Under Current
- › Inbuilt CT's (1 A to 88 A)
- › Trip indication
- › Test facility
- › Selectable trip class - 10A, 10, 20 and 30 as per IEC 60947-4-1



Model	Aux. supply	Thermal O/L Range (A)	Device Code	Cat. No.	M.R.P. (₹) Per Unit
MPR300*	240V AC	1 - 2.75	49, 51LR, 64, 37, 46,	MPR300BE010	7900
		2 - 5.5		MPR301BE020	8500
		4 - 11		MPR302BE040	9100
		8 - 22		MPR303BE080	9700
		16 - 44		MPR304BE160	10300
		32 - 88		MPR305BE320	10900
	110V AC	1 - 2.75		MPR300BB010	7900
		2 - 5.5		MPR301BB020	8500
		4 - 11		MPR302BB040	9100
		8 - 22		MPR303BB080	9700
		16 - 44		MPR304BB160	10300
		32 - 88		MPR305BB320	10900

Note: MPR200nX / MPR300 must sense Line current in case of Star-Delta Starter.

\* Available till stock lasts

# Electronic Motor Protection Relay [8536]

## MPR300 with Fail safe logic

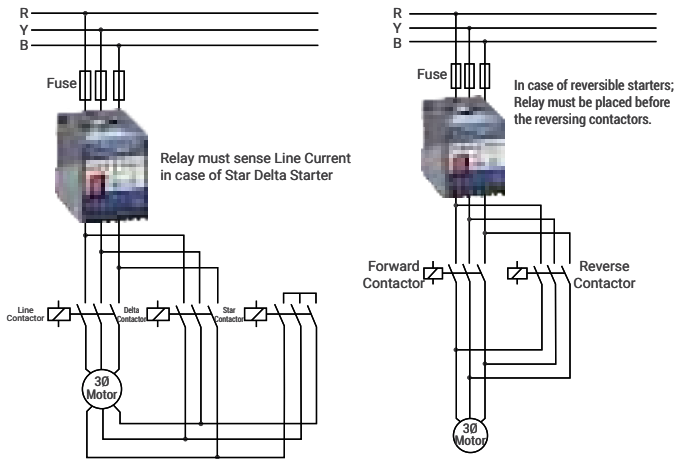
MPR300 with Fail safe logic will trip the Motor in case of Aux. supply failure



Model	Aux. Supply	Thermal Over load range	Device Code	Cat. No.	M.R.P. (₹) Per Unit
MPR300*	240 VAC	1 - 2.75	49, 51LR, 64, 37, 46	<b>MPR300BF010</b>	<b>7900</b>
		2 - 5.5		<b>MPR301BF020</b>	<b>8500</b>
		4 - 11		<b>MPR302BF040</b>	<b>9100</b>
		8 - 22		<b>MPR303BF080</b>	<b>9700</b>
		16 - 44		<b>MPR304BF160</b>	<b>10300</b>
		32 - 88		<b>MPR305BF320</b>	<b>10900</b>

**Note:** MPR300 must sense line current in case of Star-Delta Starter.  
\* Available till stock lasts

## MPR200nX / MPR300 Application Diagram



## MPR200nX / MPR300 Trip Time Characteristics

Trip class	Trip time delay		
	I = 120% of I <sub>m</sub>	I = 150% of I <sub>m</sub>	I = 720% of I <sub>m</sub>
10A	< 2 hours	< 2 min	2 - 10 secs
10	< 2 hours	< 4 min	4 - 10 secs
20	< 2 hours	< 6 min	6 - 20 secs
30	< 2 hours	< 12 min	9 - 30 secs

I<sub>m</sub> - Motor Full Load Current  
I - Actual current drawn by the Motor

## MC2 - 30M / MC2 - 30MW


**Comprehensive Motor Protection Relay for Medium and Large Sized Induction Motors**

- > Modbus RTU / IEC870-5-103 Communication Protocol
- > MC2-30M offers Current based protections whereas, MC2-30MW offers Current + Voltage based protections

## Compact Motor Protection Relay - MM10

### Features

- > Flush Mounting with display
- > Last trip data recording
- > Protections:
  - » Thermal Overload with pre-alarm
  - » Short Circuit
  - » Earth fault
  - » Phase loss, Unbalance, Phase reversal
  - » Under Current
  - » Prolong starting, Locked Rotor



Model	Aux. Supply	CT* secondary	Device code	Cat. No.	M.R.P. (₹) Per Unit
MM10	110 - 240 V AC / DC	5 Amp	37, 46, 49, 50 / 51, 51LR, 64	<b>MM10240E005</b>	<b>32800</b>

# Protection Class CT

Product	Aux. Supply	CT* Secondary	Cat. No.	M.R.P. (₹) Per Unit
**MC2-30M	24 to 110VAC/DC	1 / 5 Ampere Site selectable	<b>MC230MA000</b>	<b>160000</b>
	80 to 220VAC/DC		<b>MC230MB000</b>	<b>160000</b>
**MC2-30MW	24 to 110VAC/DC		<b>MC230MWA00</b>	<b>180000</b>
	80 to 220VAC/DC		<b>MC230MWB00</b>	<b>180000</b>

\*\* MC2-30M & MC2-30MW are long lead items. Contact nearest branch for delivery schedule & technical specs before ordering.

\*\* Available till stock lasts

# Protection Class CT



# eMPR150 and eMPR300

Microcontroller based Motor Protection  
relay with inbuilt CTs

Protect Your Motors, Enhance Plant Performance !!

eMPR150 | eMPR300



- Electronic Overload Protection
- Current rating 1 to 88 Amp
- Site selectable - Fail-safe / Non Fail-safe mode



### eMPR150 – Electronic Motor Protection Relay



- › **Protections**
  - » Overload
  - » Locked Rotor
  - » Single Phasing, Current Unbalance,
  - » Under Current
- › **Inbuilt CT's (1 A to 88 A)**
- › **Trip indication**
- › **Test facility**
- › **Site Selectable – Fail-safe / Non Fail-safe mode**
- › **Selectable trip class - 10A, 10, 20 and 30 as per IEC 60947-4-1**

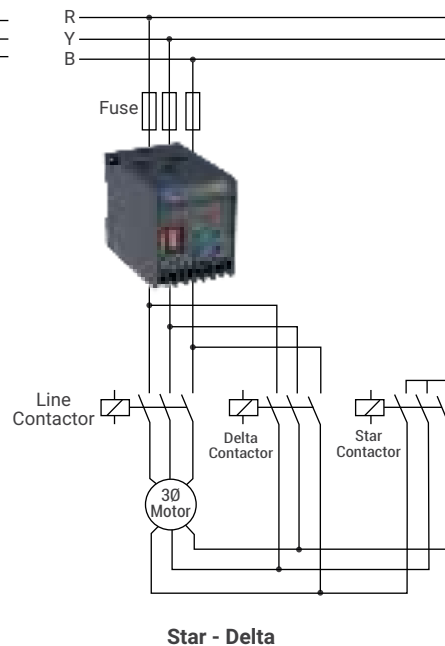
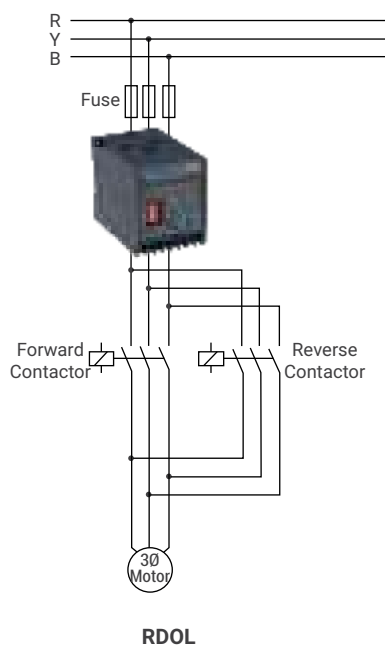
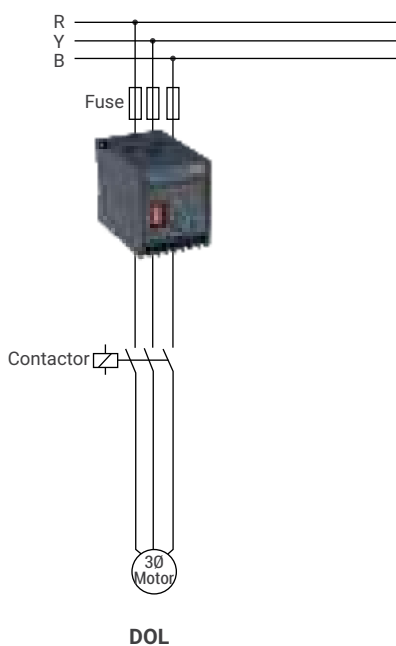
### eMPR300 – Electronic Motor Protection Relay with Built-in Earth Fault Protection



- › **Protections**
  - » Overload
  - » Locked Rotor
  - » Single Phasing, Current Unbalance,
  - » Under Current
  - » Earth Fault
  - » Phase Sequence Reversal
- › **Inbuilt CT's (1 A to 88 A)**
- › **Trip indication**
- › **Test facility**
- › **Site Selectable Phase Sequence - RYB/ RBY**
- › **Site Selectable – Fail-safe / Non Fail-safe mode**
- › **Selectable trip class - 10A, 10, 20 and 30 as per IEC 60947-4-1**

Model	Aux. Supply	Thermal O/L Range (A)	Device Code	Cat. No.	M.R.P. (₹) Per Unit	Model	Aux. Supply	Thermal O/L Range (A)	Device Code	Cat. No.	M.R.P. (₹) Per Unit
eMPR150	110V AC	1-5.5	49, 51LR, 37, 46	EMPR150XAAO	3300	eMPR300	110V AC	1-5.5	49, 51LR, 64, 37, 46	EMPR300XAAO	8500
		4-22		EMPR150XABO	4800			4-22		EMPR300XABO	10000
		16-88		EMPR150XACO	6300			16-88		EMPR300XACO	11900
	230V AC	1-5.5		EMPR150XBBO	4800		230V AC	1-5.5		EMPR300XBBO	8500
		4-22		EMPR150XBCO	6300			4-22		EMPR300XBCO	10000
		16-88						16-88		EMPR300XBCO	11900

### eMPR150 & eMPR300 – Application Schemes




# Your partner in digital transformation



## iMMR - Intelligent Motor Management Relay

"Besides control, protection and diagnostics, iMMR provides accurate real time data for analytics and insights into the performance of plant and process"



Intelligent MCC's for enhanced plant efficiency and safety

### Ti - Motor Control Center

- Modular MCC's designed as per IEC 61439-1 & 2
- Internal arc resistance design of 70kA - 500msec.

Customer Interaction Center (CIC)

Phone no: 022-6932 7800

Web: [www.LK-EA.com](http://www.LK-EA.com) | e-mail: [CIC@LK-EA.com](mailto:CIC@LK-EA.com)



# iMMR - Intelligent Motor Management Relay [8536]



iMMR is a comprehensive Motor protection, control and monitoring relay for intelligent MCC's

"Besides control, protection and diagnostics, iMMR provides accurate real time data for analytics and insights into the performance of plant and process"

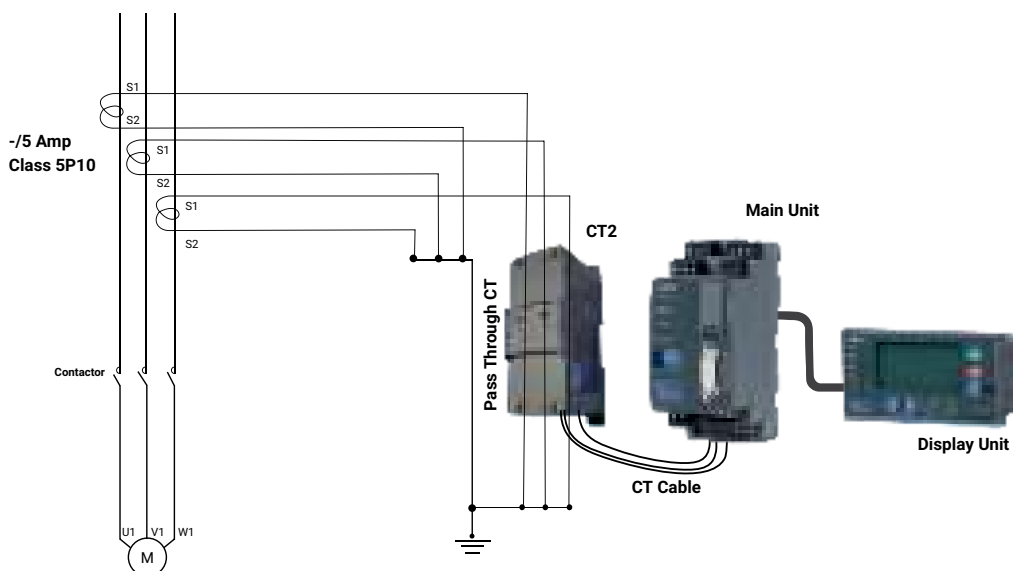
### Features

- > Comprehensive Current & Voltage based Protections
- > 20 nos. of last trip records, 100 event records and 20 IRF Records are available
- > Preprogrammed Starter logics reduces manufacturing and commissioning time
- > Software iMMR Suite is available for Easy and effective configuration and monitoring
- > Modbus RTU, Modbus TCP/IP and Profibus-DP protocols available for seamless integration with DCS/PLC

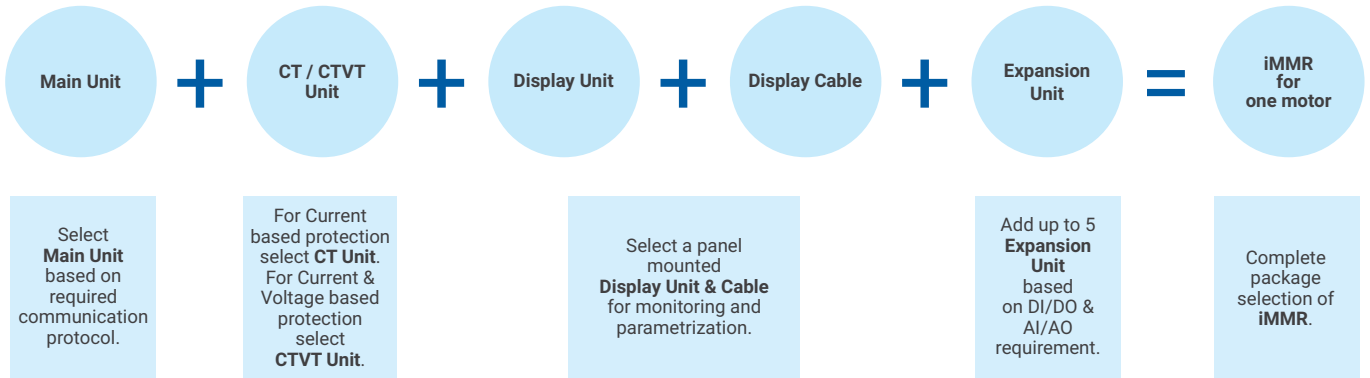
Product	Description	Cat. No.	M.R.P. (₹) Per Unit
Main Unit	iMMR MODBUS RTU 85-265 VAC/DC	CS912440000	19500
	iMMR PROFIBUS-DP 85-265 VAC/DC	*Available On Request	
	iMMR MODBUS TCP/IP 85-265 VAC/DC	*Available On Request	
CT Unit	CT1 (0.3-3A) with 15 cm cable	CS912450000	5200
	CT2 (2.5-25A) with 15 cm cable	CS912460000	6900
	CT3 (7-70A) with 15 cm cable	CS912470000	11000
CTVT Unit	CT1 (0.3-3A) + VT with 15 cm cable	CS912490000	12000
	CT2 (2.5-25A) + VT with 15 cm cable	CS912500000	14300
	CT3 (7-70A) + VT with 15 cm cable	CS912510000	18700
Display Unit	iMMR Display unit without cable	CS912530000	11000
Display Cable	iMMR Display Cable - 1 meter	XK131280000	1100
	iMMR Display Cable - 2 meter	XK131290000	1600
Expansion Unit	4DI + 2DO with 10 cm cable	*Available On Request	
	Earth Leakage + 2DI + 2DO with 10 cm cable	*Available On Request	
	2AI + 1AO with 10 cm cable	*Available On Request	

\* Please contact our nearest branch for details

## iMMR with external CT's for Motors >37kW



## iMMR selection guide



## Cat.no. selection guide

### Modbus RTU communication and **Current** based protection and metering

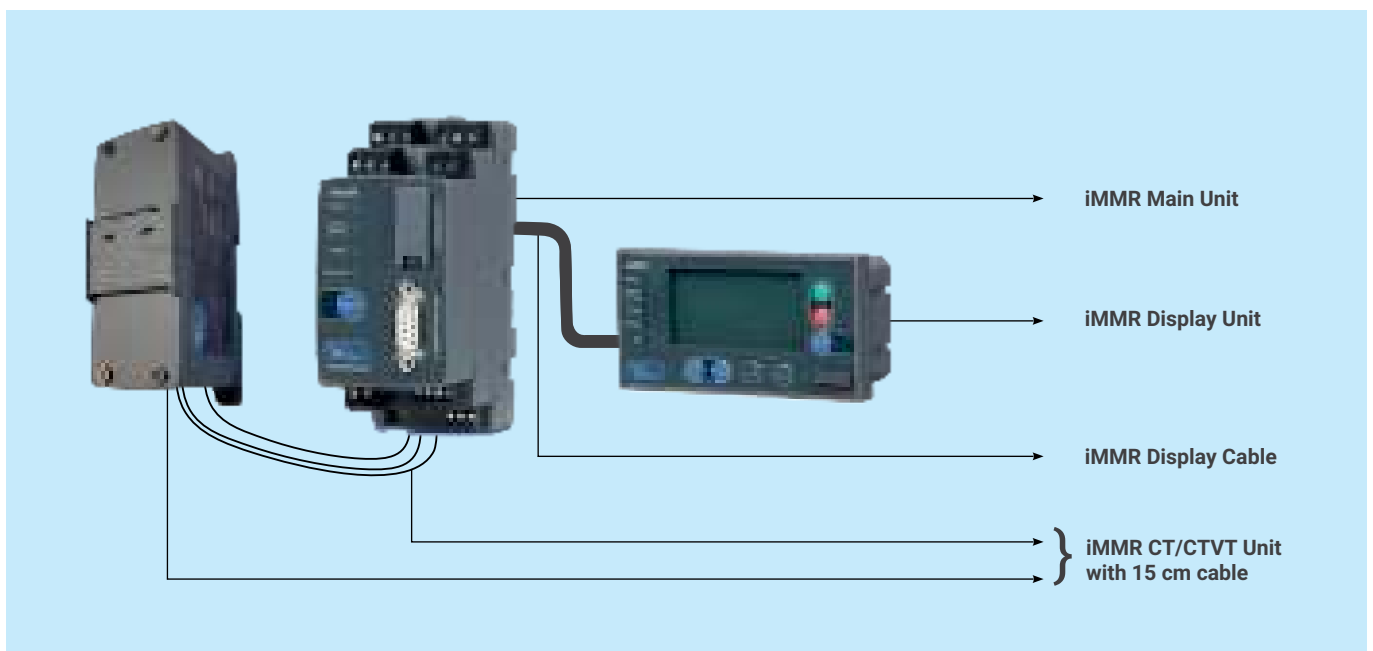
Motor Rating	Total MRP	Main Unit - Modbus RTU	CT Unit	Display Unit	Display Cable - 2 meter
<1.1 KW	37300	CS912440000	CS912450000	CS912530000	XK131290000
1.1 KW to 11 KW	39000	CS912440000	CS912460000	CS912530000	XK131290000
11 KW to 37 KW	43100	CS912440000	CS912470000	CS912530000	XK131290000
>37 KW	39000	CS912440000	CS912460000*	CS912530000	XK131290000

\* with External Protection class CT's of -/5Amp

### Modbus RTU communication and **Current + Voltage** based protection and metering

Motor Rating	Total MRP	Main Unit - Modbus RTU	CTVT Unit	Display Unit	Display Cable - 2 meter
<1.1 KW	44100	CS912440000	CS912490000	CS912530000	XK131290000
1.1 KW to 11 KW	46400	CS912440000	CS912500000	CS912530000	XK131290000
11 KW to 37 KW	50800	CS912440000	CS912510000	CS912530000	XK131290000
>37 KW	46400	CS912440000	CS912500000*	CS912530000	XK131290000

\* with External Protection class CT's of -/5Amp



# Manual Motor Starters [8536]

## Rocker Type

- › MOG-S1: upto 32A
- › Short circuit + Overload protection

## Rotary Type

- › MOG-H1M: upto 32A
- › MOG-H2M: 32A-63A
- › Short circuit protection


## Rotary Type

- › MOG-H1: upto 32A
- › MOG-H2: 32A-63A
- › Short circuit + Overload protection

Rocker type and Rotary Type Manual Motor Starters conforms to IEC 60947-4-1


- › Short circuit protection
- › Over current protection

- › Overload protection
- › Phase loss protection
- › Wide range of current adjustment dial
- › Ambient temperature compensation



**MMS**

- › Compact
- › High breaking capacity
- › Short circuit protective coordination
- › Reduction in wiring work
- › High switching durability
- › Padlocking feature available even without extended rotary handle
- › Stand alone motor protection
- › Common accessories



**MMS**  
Overload + Short circuit protection

**Contactor**

No separate OLR - Saves cost of OLR

**Motor**

## Type MOG-S1 (Rocker Type)

With short circuit & overload protection



Rating (A)	Recommended Motor Rating at 415V, 3-Ph, 50Hz (KW)	Thermal Release range (A)	Instantaneous Trip Current (A)	Cat. No.	M.R.P. (₹) Per Unit	Std. Pkg. (Nos.)
0.16	-	0.1 - 0.16	2.1	ST418890000	3270	1
0.25	0.06	0.16 - 0.25	3.3	ST418900000	3270	1
0.40	0.09	0.25 - 0.40	5.2	ST418910000	3270	1
0.63	0.12	0.40 - 0.63	8.2	ST418920000	3720	1
1.00	0.25	0.63 - 1.00	13	ST418930000	3720	1
1.60	0.55	1.00 - 1.60	20.8	ST418940000	3740	1
2.50	0.75	1.60 - 2.50	32.5	ST418950000	3740	1
4.00	1.50	2.50 - 4.00	52	ST418960000	3880	1
6.30	2.20	4.00 - 6.30	81.9	ST418970000	3880	1
10.00	4.00	6.30 - 10.00	130	ST418980000	4140	1
13.00	5.40	9.00 - 13.00	169	ST418990000	4660	1
16.00	7.50	11.00 - 16.00	208	ST419000000	5100	1
20.00	9.00	14.00 - 20.00	260	ST419010000	5360	1
25.00	12.50	19.00 - 25.00	325	ST419020000	5630	1
32.00	15.00	24.00 - 32.00	416	ST419030000	10000	1

**Note:** Extended rotary handle cannot be fitted with MOG - S1

## Type MOG-H1 (Rotary Type) - Frame1


With short circuit & overload protection



Rating (A)	Recommended Motor Rating at 415V, 3-Ph, 50Hz (KW)	Thermal Release range (A)	Instantaneous Trip Current	Cat. No.	M.R.P. (₹) Per Unit	Std. Pkg. (Nos.)
0.16	-	0.1 - 0.16	2.1	ST419040000	4160	1
0.25	0.06	0.16 - 0.25	3.3	ST419050000	4160	1
0.40	0.09	0.25 - 0.40	5.2	ST419060000	4160	1
0.63	0.12	0.40 - 0.63	8.2	ST419070000	4650	1
1.00	0.25	0.63 - 1.00	13	ST419080000	4650	1
1.60	0.55	1.00 - 1.60	20.8	ST419090000	4800	1
2.50	0.75	1.60 - 2.50	32.5	ST419100000	4800	1
4.00	1.50	2.50 - 4.00	52	ST419110000	4890	1
6.30	2.20	4.00 - 6.30	81.9	ST419120000	4940	1
10.00	4.00	6.30 - 10.00	130	ST419130000	5260	1
13.00	5.40	9.00 - 13.00	169	ST419140000	5830	1
16.00	7.50	11.00 - 16.00	208	ST419150000	6270	1
20.00	9.00	14.00 - 20.00	260	ST419160000	6760	1
25.00	12.50	19.00 - 25.00	325	ST419170000	7030	1
32.00	15.00	24.00 - 32.00	416	ST419180000	11400	1

## Manual Motor Starters [8536]

### Type MOG-H1M (Rotary Type) - Frame 1



With short circuit protection only

Rating (A)	Recommended Motor Rating at 415V, 3-Ph, 50Hz (KW)	Instantaneous Trip Current	Cat. No.	M.R.P. (₹) Per Unit	Std. Pkg. (Nos.)
0.16	-	2.1	ST419230000	3740	1
0.25	0.06	3.3	ST419240000	3740	1
0.40	0.09	5.2	ST419250000	3740	1
0.63	0.12	8.2	ST419260000	4230	1
1.00	0.25	13	ST419270000	4310	1
1.60	0.55	20.8	ST419280000	4310	1
2.50	0.75	32.5	ST419290000	4340	1
4.00	1.50	52	ST419300000	4390	1
6.30	2.20	81.9	ST419310000	4390	1
10.00	4.00	130	ST419320000	4530	1
13.00	5.40	169	ST419330000	4730	1
16.00	7.50	208	ST419340000	4730	1
20.00	9.00	260	ST419350000	4970	1
25.00	12.50	325	ST419360000	5120	1
32.00	15.00	416	ST419370000	8420	1

### Type MOG-H2 (Rotary Type) - Frame 2



With short circuit & overload protection

Rating (A)	Recommended Motor Rating at 415V, 3-Ph, 50Hz (KW)	Thermal Release range (A)	Instantaneous Trip Current	Cat. No.	M.R.P. (₹) Per Unit	Std. Pkg. (Nos.)
32.00	15.00	24.00 - 32.00	416	ST419190000	14600	1
40.00	20.00	28.00 - 40.00	520	ST419200000	16100	1
50.00	25.00	35.00 - 50.00	650	ST419210000	20100	1
63.00	34.00	45.00 - 63.00	819	ST419220000	20400	1

### Type MOG-H2M (Rotary Type) - Frame 2



With short circuit protection only

Rating (A)	Recommended Motor Rating at 415V, 3-Ph, 50Hz (KW)	Instantaneous Trip Current	Cat. No.	M.R.P. (₹) Per Unit	Std. Pkg. (Nos.)
32.00	15.00	416	ST419380000	14000	1
40.00	20.00	520	ST419390000	14100	1
50.00	25.00	650	ST419400000	14500	1
63.00	34.00	819	ST419410000	14800	1

## Accessories for MOG [8538]



Short Circuit Alarm




Auxiliary + Alarm



Extended Rotary Handle



Shunt Trip



MMSs with bus bar connection



Connecting Busbar link



3 Phase Feed in terminal

Mounting Position *	Description	Cat. No.	M.R.P. (₹) Per Unit	Std. Pkg. (Nos.)
F1/F2	Auxiliary Contact Front mtg. 1NO	ST419420000	645	10
F1/F2	Auxiliary Contact Front mtg. 1NC	ST419430000	645	10
L	Auxiliary Contact Left side mtg. 2NO	ST419440000	890	1
L	Auxiliary Contact Left side mtg. 1NO + 1NC	ST419450000	890	1
L	Auxiliary Contact Left side mtg. 2NC	ST419460000	890	1
F2	Trip Alarm Contact Front mtg. 1NO	ST419470000	1150	10
F2	Trip Alarm Contact Front mtg. 1NC	ST419480000	1150	10
L	Auxiliary + Alarm Left side mtg. 2NO	ST419490000	1220	1
L	Short circuit alarm Left side mtg. 1NO + 1NC	ST419500000	1220	1
R	Shunt trip 24V DC	ST419510000	2350	1
R	Shunt trip 110V, 50Hz	ST419520000	2475	1
R	Shunt trip 230V, 50Hz	ST429520000	2475	1
R	Under Voltage release, 110V, 50Hz	ST419530000	2475	1
R	Under Voltage release, 415V, 50Hz	ST419540000	2475	1
-	External operating handle, (Black) Frame 1	ST419550000	1425	1
-	External operating handle, (Black) Frame 2	ST419560000	1425	1

\* F1- Front left slot F2- Front right slot L- Left side R- Right side

Description	Cat. No.	M.R.P. (₹) Per Unit	Std. Pkg. (Nos.)
<b>Connecting Busbar link</b>			
2 MMS 45 mm width w/o acc	ST419570000	745	5
3 MMS 45 mm width w/o acc	ST419580000	820	5
4 MMS 45 mm width w/o acc	ST419590000	885	5
5 MMS 45 mm width w/o acc	ST419600000	1130	5
2 MMS 45 mm width with one acc 9 mm	ST419610000	870	5
3 MMS 45 mm width with one acc 9 mm	ST419620000	940	5
4 MMS 45 mm width with one acc 9 mm	ST419630000	1010	5
5 MMS 45 mm width with one acc 9 mm	ST419640000	1080	5
2 MMS 55 mm width w/o acc	ST419660000	1360	1
3 MMS 55 mm width w/o acc	ST419670000	1550	1
4 MMS 55 mm width w/o acc	ST419680000	1860	1
2 MMS 55 mm width with one acc 9 mm	ST419690000	1480	1
3 MMS 55 mm width with one acc 9 mm	ST419700000	1680	1
4 MMS 55 mm width with one acc 9 mm	ST419710000	1980	1
2 MMS 55 mm width with two acc 18 mm	ST419720000	1730	1
4 MMS 55 mm width with two acc 18 mm	ST419730000	1930	1
Feed in terminal for 45 mm width Busbar	ST419650000	870	1
Feed in terminal for 55 mm width Busbar	ST419740000	1500	1
Bus bar safety cover 45 mm width Busbar	ST419750000	375	10
Bus bar safety cover 55 mm width Busbar	ST419760000	405	10

acc: Accessories

## Motor Starters [8536]

### Direct-on-Line Starters

in Sheet-Steel Enclosure Type MN / ML  
(Motor Rating AC-3 Duty, 415V, 50Hz, 3-Ph)



MN 16



ML 1.5

Max. Motor Output at 415V, 3-Ph		Relay Max. Range (A)	Description	Cat. No.	M.R.P. (₹) Per Unit	Std. Pkg. (Nos.)
HP	kW					
10.0	7.5	9 - 15	MN 16 DOL	SS94351	5240	1
15.0	11.0	14 - 23	MN 25 DOL	SS94352	7990	1
20.0	15.0	20 - 33	MN 32 DOL	SS94353	12900	1
30.0	22.5	30 - 50	MN 45 DOL	SS94017	22000	1
45.0	33.5	45 - 75	MN 65 DOL	SS94018	30200	1
30.0	22.5	28 - 42	ML 3 DOL	SS90722	27100	1

### Fully Automatic Star-Delta Starters [8536]

in Sheet-Steel Enclosure Type MN / ML  
(Motor Rating AC-3 Duty, 415V, 50Hz, 3-Ph)

Max. Motor Output at 415V, 3-Ph		Relay Max. Range (A)	Description	Cat. No.	M.R.P. (₹) Per Unit	Std. Pkg. (Nos.)
HP	kW					
17.5	13.0	9 - 15	MN 16 FASD	SS94362	17600	1
30.0	22.5	14 - 23	MN 25 FASD	SS94364	19700	1
40.0	30.0	20 - 33	MN 32 FASD	SS94366	32400	1
50.0	37.5	30 - 50	MN 45 FASD	SS94021	52000	1
75.0	55.0	45 - 75	MN 65 FASD	SS94022	86300	1
90.0	67.5	45 - 75	MN 80 FASD	SS94705	94200	1
150.0	110.0	66 - 110	MN 110 FASD	SS94706	123400	1
180.0	132.0	90 - 150	MN 140 FASD	SS94707	129200	1
50.0	37.5	28 - 42	ML3 FASD	SS90730	65400	1
75.0	55.0	45 - 75	ML4 FASD	SS90913	112000	1
125.0	90.0	66 - 110	ML6 FASD	SS90923	183700	1

### Spares for MN Starters [8538]

Description	Cat. No.	M.R.P. (₹) Per Unit	Std. Pkg. (Nos.)
Bracket for Mounting cont. MNX 25 - 32	SS940300000	165	20
MN DOL/FASD Push Button	SS939410000	280	10

### Timers

### Electronic Timers Type ST 100 [9107]



ST 100

Description	Cat. No.	M.R.P. (₹) Per Unit	Std. Pkg. (Nos.)
240 / 360 / 415V, 50Hz for			
3 - 30 secs.	ST803280000	2020	1
12 - 120 secs.	ST803290000	2020	1

**Note:**

ST 100 supplied with Mounting Kit, suitable for ET 100 replacement.  
For Complete range of Timing Devices, please refer the Panel Accessories Price List.

### Ordering Suffix for ML & MN Starters

Coil Voltages	Relay Range (A)	
	ML	MN
B - 240 V	A : 9 - 14	B : 9 - 15
C - 360 V	B : 10 - 16	D : 14 - 23
D - 415 V	C : 13 - 21	E : 20 - 33
P - 440 V	E : 20 - 32	G : 30 - 50
	F : 28 - 42	J : 45 - 75
	G : 30 - 50	K : 66 - 110
	J : 45 - 75	Q : 2 - 3.3
	K : 66 - 110	S : 3 - 5
	M : 90 - 150	T : 36 - 60
	P : 135 - 225	U : 4.5 - 7.5
	Q : 180 - 310	V : 6 - 10
	R : 2.5 - 4	M : 90 - 150
	T : 13 - 21	



All our Type 2 charts are available on **Knowledge Portal**



Access E&A's Knowledge Portal from [www.LK-EA.com/kp](http://www.LK-EA.com/kp)

**Following combination of Type 2 Charts available**

Fuse Based Charts		Fuseless Charts			
IE2/IE3	IE2/IE3	IE2	IE2	IE3	IE3
DOL	SD	DOL	SD	DOL	SD
FN	FN	MMS/MCCB	MMS/MCCB	MMS/MCCB	MMS/MCCB
MNX/MO	MNX/MO	MNX/MO	MNX/MO	MNX/MO	MNX/MO

Charts available at Iq of

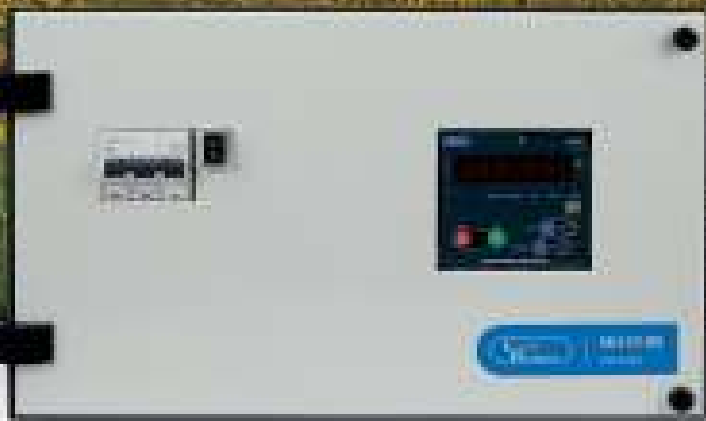
- > 50kA
- > 65kA
- > 80kA
- > 100kA

MCCB charts are available with Microprocessor Releases too



# SMART CONTROLLER

A Complete Solution for  
Smart and Sustainable Farming



AVAILABLE UPTO 75HP



**THEFT  
PROTECTION**

of your Controller,  
Pump and Cable



**COMPLETE  
PROTECTION**

for all electrical faults  
including dry run




**REMOTE  
OPERATION**

manage your Controller  
through Call, SMS &  
Mobile App



Explore the futuristic  
technology at your fingertips  
with **SMARTCOMPLY** App



**AGRI CUSTOMER CARE**

Tel: +91-22-69327800  
E-mail: [cic@LK-EA.com](mailto:cic@LK-EA.com)



**SMARTSHOP**

Buy only authentic products.  
[smartshop.lk-ea.com](http://smartshop.lk-ea.com)



# DIGITAL SINGLE PHASE CONTROLLER

REDUCE WATER WASTAGE THROUGH AUTOMATION



## MANUAL VERSION

- Microcontroller Based Solution
- Dry Run Protection
- UV/OV Protection
- Current, Voltage Metering
- Start & Run Capacitor
- Bypass Mode
- Off Timer
- Digital Display
- Capacitor cut-off
- Automatic Current Setting



## AUTO VERSION

- All features of Manual Version
- Inbuilt Water Level Controller
- WLC bypass feature
- Auto start capacitor switching
- Power on delay
- Dry Run auto reset timer
- Auto & Manual mode
- RTC based daily ON/OFF timer
- Timer count down display
- Cyclic timer
- Time Compensation

**THE  
POWER OF  
FLEXIBILITY  
AND  
VERSATILITY**



### AGRI CUSTOMER CARE

Tel: +91-22-69327800  
E-mail: [cic@LK-EA.com](mailto:cic@LK-EA.com)



### SMARTSHOP

Buy only authentic products.  
[smartshop.lk-ea.com](http://smartshop.lk-ea.com)





Complete your panel  
with our  
Industrial Signaling Products



Rotary Switches & Cable Ducts



Timing Devices & Supply Monitors



Modular Remote Control Units



Digital Panel Meters

For Cam operated Rotary switches, Cable ducts, Load break switches, Timers, Time switches, Supply monitors, Ø22.5 mm range of Modular remote control & Indicating units please refer Industrial Signalling Products Price List.

For Digital Panel Meter details please refer Page 102





## Switch to ATS

Now, experience seamless transfer between two power sources...



### Convenience

- › Ample Space for Cable Termination
- › Ease of Generator Control (ON-OFF, Cooling Cycle Self-Test)
- › Cyclic Event Logger: Logs 100 Events



### Performance

- › Wide range: 125A to 630A, 415V ac.
- › Double-Break Contact System offering High Short-time Withstand (1cw)
- › High Mechanical and Electrical Life: Double than requirement of IS/IEC standard
- › Suitable for Aluminum Termination



### Flexibility

- › Priority Source Selection
- › Adjustable Time Delay (0.1sec to 3 hours)
- › Suitable for 3-Phase as well as 1-Phase Sources



### Safety

- › Protections: UV/OV, Phase Sequence, Single Phasing, Frequency
- › Authorized Access Control through Password Protection
- › Terminal Shrouds, Phase Barriers & Source Separator

Description	Type	Cat. No.	M.R.P. (₹) Per Unit	Std. Pkg. (Nos.)
Enclosed ATS, Frame 2, 125A	125A	<b>CK90161BS00</b>	<b>85410</b>	1
Enclosed ATS, Frame 2, 160A	160A	<b>CK90162BS00</b>	<b>94250</b>	1
Enclosed ATS, Frame 2, 200A	200A	<b>CK90163BS00</b>	<b>102130</b>	1
Enclosed ATS, Frame 3, 250A	250A	<b>CK90164BS00</b>	<b>116720</b>	1
Enclosed ATS, Frame 3, 315A	315A	<b>CK90165BS00</b>	<b>124820</b>	1
Enclosed ATS, Frame 4, 400A	400A	<b>CK90166BS00</b>	<b>138340</b>	1
Enclosed ATS, Frame 4, 630A	630A	<b>CK90167BS00</b>	<b>168060</b>	1

Chapter ID [8537]

For AuXC 2000 programming videos and more details please scan the QR code or click here



Customer Interaction Center (CIC)

Phone no: 022-6932 7800

Web: www.LK-EA.com | e-mail: CIC@LK-EA.com



## Changeover Switch-Disconnecter (Conforms to IEC 60947-3, IS/IEC 60947-3)

### Features offered by Manual Changeover

- › Range 63A to 2000A, 415V, AC 23A, 4P
- › Enclosure version does not require separate cable gland box
- › Terminal Shrouds, Source Separator and Phase Barriers included
- › Staggered Terminals make cable termination easy
- › Suitable for horizontal as well as vertical mounting



Open execution



SS enclosure



Motorised Changeover

### Features offered by Motorised Changeover

- › Range 40 A to 2000A, 415V, AC 23A, 4P (Control Voltage 240 Vac)
- › No change in HxWxD dimension of motorised and manual changeover switch
- › Padlocking in OFF position
- › Option for selection between manual and auto mode

Size	Rated Current (A)	Type	Manual Changeover Open Execution		Manual Changeover In Sheet Steel Enclosure#		Motorised Changeover Open Execution		Std. Pkg. (Nos.)
			Cat. No.	M.R.P. (₹) Per Unit	Cat. No.	M.R.P. (₹) Per Unit	Cat. No.	M.R.P. (₹) Per Unit	
Fr 1	40	C01-40	-	-	-	-	<b>New</b> CK90944B000	25520	1
	63	C01-63	C0106300000	5660	C0106300S00	9070	<b>New</b> CK90945B000	27090	1
	63	C01-63	C010630000D ▲	5510			<b>New</b> CK90946B000	33080	1
	100	C01-100	C0110000000	7530	C0110000S00	11450	<b>New</b> CK90947B000	35180	1
	100	C01-100	C011000000D ▲	7360			14610	43760	1
125	C01-125	C0112500000	10130	16850			53500	1	
Fr 2	125	C02-125	C0212500000	12210	C0212500S00	18510	CK90162B000	58320	1
	160	C02-160	C0216000000	13310	C0216000S00	21290	CK90163B000	70560	1
	200	C02-200	C022000000A	16170	C0220000S00	29430	CK90164B000	73820	1
Fr 3	250	C03-250	C0325000000	21530	C0325000S00	30960	CK90165B000	87260	1
	315	C03-315	C0331500000	22570	C0331500S00	45130	CK90166B000	104160	1
Fr 4	400	C04-400	C0440000000	33230	C0440000S00	52320	CK90167B000	113100	1
	630	C04-630	C0463000000	38580	C0463000S00	-	CK90168B000	151260	1
Fr 5	630	C05-630 α	C0563000000 α	47190	-	-	CK90169B000	198330	1
	800	C05-800	C0580000000	55810	C0580000S00	84690	CK90081B000	245070	1
	1000	C05-1000	C0510000000	99590	C0510000S00	137120	CK90082B000	300830	1
Fr 6	1250	C06-1250	C0612500000	132930	-	-	CK90083B000	358810	1
	1600	C06-1600	C0616000000	157190	-	-	-	-	1
	2000	C06-2000	C0620000000	241820	-	-	-	-	1

▲ Direct handle version # Sheet Steel Enclosure version is with CO with extended handle \* Fuse mounting kit to be purchased separately. Refer below table α Fuse mounting kit CX5630000D0 is suitable for mounting on C05-630 Changeover Switch

## Spares & Accessories for Changeover S-D [8538]



Auxiliary Contact



Operating Handle (63A to 200A)



Flip-able Handle (250A to 2000A)



Castell Type Lock

Description	Type	Cat. No.	M.R.P. (₹) Per Unit	Std. Pkg. (Nos.)
Auxiliary Contact Kit (2 sets of C/O contact)	C01-(63-125A)	CX100020000	500	1
	C02-(125-200A)	CX200020000	950	1
	C03-(250-315A)	CX300020000	1360	1
	C04-(400-630A)	CX400020000	1440	1
	C05-(630-1000A)	CX500020000	1640	1
	C06-(1250-2000A)	CX600020000	1820	1
Operating Handle Kit (handle + shaft + center bush + bush clip)	C01-(63-125A)	CX100010000	830	1
	C02-(125-200A)	CX300010000	1760	1
	C03-(250-315A)	CK903920000	1810	1
	C04-(400-630A)	CX400010000	1850	1
	C05-(630-1000A)	CX500010000	1990	1
Operating Handle Castell Type Lock <sup>§</sup>	C06-(1250-2000A)	CX600010000	2260	1
	CO-(125-1000A)	CX400040000	2990	1
	C06-(1250-2000A)	CX600040000	2990	1
Output shorting link	C01-(63-125A) Top Side	CX10005000T	880	1
	C01-(63-125A) Bottom Side	CX10005000B	880	1
Operating Handle for Motorised Changeover	C/O Frame 2 & 3 (125-315A)	CK903740000	1580	1
	C/O Frame 4 & 5 (400-1000A)	CK903780000	1990	1
	C/O Frame 6 (1250-2000A)	CK906450000	4940	1

§ Chapter ID [8301]

## Automatic Transfer Controllers (ATC) for Motorised Changeover [8538]



AST Controller with wire harness



AuXC-2000 Controller with wire harness



Illuminated Push Button assembly

Description	Type	Cat. No.	M.R.P. (₹) Per Unit	Std. Pkg. (Nos.)
Automatic Transfer Controllers	AST Controller with wire harness	CK901920000	21190	1
	AuXC-2000 Controller** with wire harness	AuXC-2000 <sup>β</sup> ATC20000000	33200	1
	AuXC-2000 <sup>β</sup> with wire harness	CK900990000	4320	1
Control Accessories	Illuminated Push Button assembly with Wire harness	CK901950000	4310	1

<sup>β</sup> Chapter ID [9032]

\*\* Note: For communication version of AuXC controller refer page no-6



## Fuse Mounting Kit [8538]

Description	Suitable fuse-link	Type	Cat. No.	M.R.P. (₹) Per Unit	Std. Pkg. (Nos.)
Fuse Mounting Kit	HF 14x51	C01-63	CX1063000C0	2780	1
	HN Size 000	C02-125	CX2125000D0	5420	1
	HN Size 00	C02-160	CX2160000D0	7690	1
	HN Size 1	C03-250	CX3250000D0	10520	1
	HN Size 1	C03-315	CX3315000D0	11010	1
	HN Size 2	C04-400	CX4400000D0	15760	1
	HN Size 3	C05-630	CX5630000D0	31860	1
	HN Size 3	C05-800	CX5800000D0	36190	1



# CZ Bypass Switches

## 125A to 630A

Bypass Switches are meant for special application and help to maintain continuity of power supply to the load by simply 'bypassing' UPS or Servo stabilizer. Removal of the UPS or Servo, for maintenance or repair is safe, as it is isolated from both input and output sides in the 'bypass' mode.



### Time-Saving Convenient solution

No hassle of operating multiple devices for safe and positive isolation on both sides of Servo/UPS



### Suitable for Aluminum Termination

Entire range is suitable for Aluminum cable/link termination as per the size prescribed by the standards



### Mounting flexibility

Suitable for mounting in horizontal as well as vertical orientation. Also, the shaft is 'cut-able' and can be adjusted to suit different panel depth requirements.



### Phase Barriers

Easy to fit and long phase barriers for complete isolation between phases



### Safety interlock and padlocking

Door interlock is provided in ON position with defeat feature Also, Bypass Switch can be padlocked in OFF position; upto 3 padlocks can be fitted



### Finger proof protection (IP30)

Terminal Shrouds provide protection against accidental contact with live terminals. As it is swivellable, there is no need to remove during termination/inspection

### 4P, Open Execution with extended handle

Frame	Rating 440Vac, AC 23A	Cat No.	M.R.P. (₹) Per Unit	Std. Pkg. (Nos.)
CZ1	125A	CK908130000	19090	1
CZ1	160A	CK908140000	21530	1
CZ1	200A	CK908150000	22760	1
CZ1	250A	CK908160000	32410	1
CZ1	315A	CK908170000	36960	1
CZ2	315A	CK908750000	40850	1
CZ2	400A	CK908760000	49840	1
CZ2	630A	CK908770000	59390	1

### Accessories for CZ Bypass switch

Frame	Description	Cat No.	M.R.P. (₹) Per Unit	Std. Pkg. (Nos.)
CZ1/ CZ2	Auxiliary Contact Kit* (1 C/O contact)	CK908050000	550	1

Chapter ID [8538]

\* Upto 2 C/O contacts can be installed for status /indication

### Customer Interaction Center (CIC)

Phone no: 022-6932 7800

Web: www.LK-EA.com | e-mail: CIC@LK-EA.com



# Multiple Applications, One Solution

## CZ Switch Disconnectors



- › Compact 2P, 3P & 4P configurations
- › 1250Vac Insulation Voltage
- › AC-23A @ 690Vac without derating
- › Suitable for 50°C ambient temperature
- › Direct termination without the need of any extended links
- › Extra assurance with visible contact system
- › High electrical and mechanical life (double than requirement in IS/IEC standards)
- › Terminal shrouds and phase barriers are provided as standard offering along with the product
- › Higher ground clearance ensure safety at all times

Versions: 690V/800Vac | 1000Vdc | 1500Vdc

### Typical Applications



Switching of feeders in power distribution network



Switching of Machinery/ Motors



VFD panels for switching and isolation of VFD (AC as well DC)



Isolation in String Inverter as well as Central Inverter Solar Systems



Battery Charging

4P AC Switch Disconnector					
Frame	Rating 690V, AC 23A	Handle Type	CAT No.	M.R.P. (₹) Per Unit	Std. Pkg. (Nos.)
CZ1	125A	Extended	CK907690000	7920	1
CZ1	160A	Extended	CK907700000	10000	1
CZ1	200A	Extended	CK907710000	11650	1
CZ1	250A	Extended	CK907720000	13740	1
CZ1	315A	Extended	CK907730000	14550	1
CZ2	315A	Extended	CK908570000	16150	1
CZ2	400A	Extended	CK908580000	20660	1
CZ2	630A	Extended	CK908590000	25890	1
CZ1	125A	Direct	CK907990000	7600	1
CZ1	160A	Direct	CK908000000	9560	1
CZ1	200A	Direct	CK908010000	11070	1
CZ1	250A	Direct	CK908020000	13050	1
CZ1	315A	Direct	CK908030000	13820	1
CZ2	315A	Direct	CK908720000	15340	1
CZ2	400A	Direct	CK908730000	19620	1
CZ2	630A	Direct	CK908740000	24600	1

Chapter ID [8536]

#### Customer Interaction Center (CIC)

Phone no: 022-6932 7800

Web: www.LK-EA.com | e-mail: CIC@LK-EA.com

4P AC Switch Disconnector in SS enclosure (with extended handle)				
Frame	Rating 690V, AC 23A	CAT No.	M.R.P. (₹) Per Unit	Std. Pkg. (Nos.)
CZ1	125A	CK908190000	14250	1
CZ1	160A	CK908200000	16510	1
CZ1	200A	CK908210000	18640	1
CZ1	250A	CK908220000	21290	1
CZ1	315A	CK908230000	22560	1
CZ2	315A	CK908780000	26640	1
CZ2	400A	CK908790000	31200	1
CZ2	630A	CK908800000	36510	1

Chapter ID [8536]

#### Accessories for CZ Switch Disconnector

Frame	Description	CAT No.	M.R.P. (₹) Per Unit	Std. Pkg. (Nos.)
CZ1/CZ2	Auxiliary Contact Kit (1 C/O contact)	CK908050000	550	1

Chapter ID [8538]

#### Notes:

- › 2P and 3P versions are also available. Please contact our nearest branch office for further details
- › Separate versions suitable for DC applications (1000Vdc and 1500Vdc) also available. Please contact our nearest branch office for further details
- › Please refer next page for details on offerings for Solar applications



## Type TPN S-D-F suitable for DIN fuse-link (TPN & FP) in open execution

### Features offered by FN S-D-F

- › Range 32A to 800A, 415V, AC 23A
- › Conforms to IEC 60947-3, IS/IEC 60947-3
- › **Terminal Shrouds on both sides and Phase Barriers included**
- › **Telescopic shaft for depth adjustment**
- › **TPN SDF has isolable neutral**
- › **4P SDF has Switched Neutral Pole and is 100% rated**
- › Door interlock & padlock facility



FN - TPN S-D-F  
(Open Execution)



FN - 4P S-D-F  
(Open Execution)

in-built  
Neutral Link




Size	Rated Current (A)	Suitable HRC fuse-link		Open Execution Type FN (TPN) S-D-F suitable for DIN fuse-link			Std. Pkg. (Nos.)	Open Execution Type FN S-D-F suitable for DIN fuse-link (4P)			Std. Pkg. (Nos.)
		Type	Range (A)	Type	Cat. No.	M.R.P. (₹) Per Unit		Type	Cat. No.	M.R.P. (₹) Per Unit	
Fr 1	32	HF Size 14x51	2 to 32	FN 32 TPN / FP	SK95518	3030	1	FN 32 TPN/FP	SK95518	3030	1
	32	HF Size 14x51	2 to 32	FN 32 TPN / FP CE*	SK95703*	2630	1	FN 32 TPN/FP CE*	SK95703*	2630	1
	63	HF Size 14x51	2 to 63	FN 63 TPN / FP	SK95421	3990	1	FN 63 TPN/FP	SK95421	3990	1
	63	HF Size 14x51	2 to 63	FN 63 TPN / FP CE*	SK95704*	3560	1	FN 63 TPN/FP CE*	SK95704*	3560	1
Fr 2	100	HN Size 000/00	63 to 100	FN 100 TPN	SK95568	7420	1	FN 100 FP	SK90496	8680	1
	125	HN Size 000/00	63 to 125	FN 125 TPN	SK95001	9620	1	FN 125 FP	SK90497	10800	1
	160	HN Size 000/00	63 to 160	FN 160 TPN	SK95713	10350	1	FN 160 FP	SK90498	12100	1
Fr 3	200	HN Size 0	80 to 200	FN 200 TPN	SK95418	13970	1	FN 200 FP	SK90471	17280	1
	250	HN Size 1	125 to 250	FN 250 TPN	SK95642	16260	1	FN 250 FP	SK90472	19580	1
Fr 4	315	HN Size 1	125 to 315	FN 315 TPN	SK95461	19470	1	FN 315 FP	SK90473	23760	1
	400	HN Size 2	200 to 400	FN 400 TPN	SK95481	23760	1	FN 400 FP	SK90480	26950	1
Fr 5	630	HN Size 3	315 to 630	FN 630 TPN	SK95521	39740	1	FN 630 FP	SK90481	45430	1
	800	HN Size 3	315 to 800	FN 800 TPN	SK95679	42770	1	FN 800 FP	SK90482	51620	1

\* 'CE' handle has door interlock facility without defeat feature

## FN- TPN S-D-F in SS Enclosure

### Features offered by FN S-D-F in SS Enclosure:

- › Range 32A to 800A, 415V, AC 23A
- › Spacious Sheet Steel Enclosure
- › **Separate cable gland box not required**
- › **Terminal Shrouds on both sides and Phase Barriers included**
- › Conforms to IEC 60947-3, IS/IEC 60947-3
- › Suitable for Cylindrical/DIN fuse-link
- › Door interlock & padlock facility



FN - TPN S-D-F in SS Enclosure

Size	Rated Current (A)	Suitable HRC fuse-link		In Sheet Steel Enclosure Type FN (TPN) S-D-F suitable for DIN fuse-link			Std. Pkg. (Nos.)
		Type	Range (A)	Type	Cat. No.	M.R.P. (₹) Per Unit	
Fr 1	32	HF Size 14x51	2 to 32	FN 32 TPN / FP CE*	SK90483*	7120	1
	63	HF Size 14x51	2 to 63	FN 63 TPN / FP CE*	SK90484*	8510	1
Fr 2	100	HN Size 000/00	63 to 100	FN 100 TPN	SK90485	13710	1
	125	HN Size 000/00	63 to 125	FN 125 TPN	SK90486	15550	1
	160	HN Size 000/00	63 to 160	FN 160 TPN	SK90487	16300	1
Fr 3	200	HN Size 0	80 to 200	FN 200 TPN	SK90488	23540	1
	250	HN Size 1	125 to 250	FN 250 TPN	SK90489	25940	1
Fr 4	315	HN Size 1	125 to 315	FN 315 TPN	SK90490	30120	1
	400	HN Size 2	200 to 400	FN 400 TPN	SK90491	33830	1
Fr 5	630	HN Size 3	315 to 630	FN 630 TPN	SK90492	52800	1
	800	HN Size 3	315 to 800	FN 800 TPN	SK90493	56100	1

\* 'CE' handle has door interlock facility without defeat feature

### Notes:

- 1) Type FN S-D-F range (Bolted fuse-link) suitable for harsh environment is also available. Please contact nearest branch office for further details
- 2) For 690V AC application, please contact nearest branch office
- 3) The prices for S-D-F range are without HRC fuses
- 4) The SDF units in SS enclosure version can be replaced with FN TPN SDF open execution units. Please refer point 5 for replacement of 250A unit
- 5) For replacement of FN 250 SDF unit in sheet steel enclosure version (Cat. No. SK904890000 & SK956810000), order Cat. No. ST978950000
- 6) Please refer Page 36 for Switch-Disconnectors
- 7) Add suffix "0000" to all cat nos.



## Features offered by HRC fuse link

- › Conforms to IEC 60269-2, IS 13703 part 2
- › Range: 2A to 800A, 415V, AC 50Hz
- › Type: Cylindrical (2A to 63A), DIN (63A to 800A) & Bolted (2A to 630A)
- › High breaking capacity: 100kA for type HN and 80kA for type HF/HG/HQ

## Cylindrical fuse links Type HF



Size	Rated Current (A)	Description	Cat. No.	M.R.P. (₹) Per Unit	Std. Pkg. (Nos.)
14 X 51	2	Suitable for Type FN 32 / 63 / FNX 32 / 63 S-D-F & for HCO 32 Fuse base	SF90144	158	30
	4		SF90145	158	30
	6		SF90146	158	30
	8		SF90147	158	30
	10		SF90148	158	30
	16		SF90150	158	30
	20		SF90151	158	30
	25		SF90152	158	30
	32		SF90142	158	30
	40		SF90143	170	30
	50		SF90158	380	30
	63		SF90159	440	30

## DIN Type Fuse Links Type HN



Size	Rated Current (A)	Description	Cat. No.	M.R.P. (₹) Per Unit	Std. Pkg. (Nos.)
000	63	Suitable for Type FN 100/125/160 / FNX 100/125/160 S-D-F & for HB 160 Fuse base	SF94940	490	3
	80		SF94941	510	3
	100		SF94942	520	3
	125		SF94946	580	3
00	63	Suitable for Type FN 100/125/160 / FNX 125/160 S-D-F & for HB 160 Fuse base	SF94027	630	3
	80		SF94028	630	3
	100		SF94029	630	3
	125		SF94030	640	3
	160		SF94939	660	3
0	80	Suitable for Type FN 200 / FNX 200 S-D-F & for HB 250 Fuse base	SF94128	800	3
	100		SF94129	800	3
	125		SF94130	800	3
	160		SF94131	810	3
	200		SF94132	850	3
1	125	Suitable for Type FN 250/315 / FNX 250/315 S-D-F & for HB 250 Fuse base	SF94230	830	3
	160		SF94231	890	3
	200		SF94232	890	3
	250		SF94233	990	3
	315		SF94234	1200	3
2	200	Suitable for Type FN 400 / FNX 400 S-D-F & for HB 800 Fuse base	SF94332	1250	3
	250		SF94333	1290	3
	315		SF94334	1320	3
	400		SF94335	1340	3
3	315	Suitable for Type FN 630/800 / FNX 630/800 S-D-F & for HB 800 Fuse base	SF94434	1870	1
	400		SF94435	1970	1
	500		SF94436	2030	1
	630		SF94437	2130	1
	800		SF94938	2640	1

## Fuse holders & Fuse bases suitable for Cylindrical / DIN fuse-links



Rated Current (A)	Type	Description	Suitable fuse-link		Cat. No.	M.R.P. (₹) Per Unit	Std. Pkg. (Nos.)
			Type	Range (A)			
32	HCO 32	Fuse holder	HF	2-32	SK91314	310	10
63	HC 63	Fuse holder	HF	2-63	SK91043	350	10
160	HB 160	Fuse base	HN-Size 000 & 00	63-160	SK90405	470	12
250	HB 250	Fuse base	HN-Size 0 & 1	80-250	SK90406	1030	3
800	HB 800	Fuse base	HN-Size 2 & 3	200-800	SK91051	2020	3

Notes : 1) Add suffix "0000" to all cat nos.




## Type FN S-D-F suitable for DIN fuse-link (2P) in open execution

Also for 220Vdc & 240Vac application

### Features offered by FN S-D-F

- Range 32A to 630A, 415V, AC 23A
- Conforms to IEC 60947-3, IS/IEC 60947-3
- Terminal Shrouds on both sides and Phase Barriers included
- Telescopic shaft for depth adjustment
- Door interlock & padlock facility



FN 2P S-D-F

Size	Rated Current (A)	Suitable fuse-link type	Type FN (2P) S-D-F suitable for DIN fuse-link			Std. Pkg (Nos.)
			Open Execution			
			Type	Cat. No.	M.R.P. (₹) Per Unit	
Fr 1	32	HF Size 14x51	FN 32 2P	SK95594	2360	1
	63	HF Size 14x51	FN 63 2P	SK95595	3160	1
Fr 2	100	HN Size 000/00	FN 100 2P	ST35086	5960	1
	125	HN Size 000/00	FN 125 2P	ST35087	8040	1
	160	HN Size 000/00	FN 160 2P	ST35088	8380	1
Fr 3	200	HN Size 0	FN 200 2P	ST35089	10910	1
	250	HN Size 1	FN 250 2P	ST31674	12680	1
Fr 4	315	HN Size 1	FN 315 2P	ST38930	15700	1
	400	HN Size 2	FN 400 2P	ST31676	17680	1
Fr 5	630	HN Size 3	FN 630 2P	ST35090	30490	1

\*Add suffix "0000" to all cat nos.

## Type FN S-D-F suitable for BS fuse-link (TPN) in open execution

### For BOLTED fuse-link

#### Features offered by FN S-D-F

- Range 32A to 630A, 415V, AC 23A
- Conforms to IEC 60947-3, IS/IEC 60947-3
- Terminal Shrouds on both sides and Phase Barriers included
- Telescopic shaft for depth adjustment
- Door interlock & padlock facility



FN - TPN S-D-F

Size	Rated Current (A)	Suitable fuse-link type	Type FN (TPN) S-D-F suitable for BOLTED fuse-link			Std. Pkg (Nos.)
			Open Execution			
			Type	Cat. No.	M.R.P. (₹) Per Unit	
Fr 1	32	A1L	FN 32 TPN	SK95653	2780	1
	63	A1L	FN 63 TPN	SK95651	3710	1
Fr 2	100	A4	FN 100 TPN	SK95570	7280	1
	125	A4	FN 125 TPN	SK95009	9190	1
	160	A4	FN 160 TPN	SK95714	9910	1
Fr 3	200	B1 / B2	FN 200 TPN	SK95588	13490	1
	250	B2 / B3	FN 250 TPN	SK95682	16230	1
Fr 4	315	B3	FN 315 TPN	SK95590	19400	1
	400	B4	FN 400 TPN	SK95591	23330	1
Fr 5	630	C2	FN 630 TPN	SK95592	39350	1

## Type FNX S-D-F suitable for DIN fuse-link in open execution

### Features offered by FNX S-D-F

- Range 32A to 800A, 415V, AC 23A
- TPN and 4P version
- Suitable for Cylindrical / DIN fuse-link
- Telescopic shaft for depth adjustment
- DIN rail mounting up to 100A
- Conforms to IEC 60947-3, IS/IEC 60947-3
- Door interlock & padlock facility
- FNX 4-Pole with in-built Neutral Link



FNX TPN S-D-F


Size	Rated Current (A)	Suitable fuse-link type	Range (A)	Open Execution Type FNX (TPN) S-D-F suitable for DIN fuse-link				Open Execution Type FNX (4P) S-D-F suitable for DIN fuse-link				Std. Pkg. (Nos.)
				Type	Cat. No.	M.R.P. (₹) Per Unit	Std. Pkg. (Nos.)	Type	Cat. No.	M.R.P. (₹) Per Unit		
Fr 1	32	HF Size 14x51	2 to 32	FNX 32 TPN / FP	SK96903	*	1	FNX 32 TPN / FP	SK96903	*	1	
	63	HF Size 14x51	2 to 63	FNX 63 TPN / FP	SK96904	*	1	FNX 63 TPN / FP	SK96904	*	1	
Fr 2	100	HN Size 000	63 to 100	FNX 100 TPN / FP	SK96906	*	1	FNX 100 TPN / FP	SK96906	*	1	
Fr 3	125	HN Size 000/00	63 to 125	FNX 125 TPN	SK95806	*	1	FNX 125 FP	SK95814	*	1	
	160	HN Size 000/00	63 to 160	FNX 160 TPN	SK95807	*	1	FNX 160 FP	SK95815	*	1	
Fr 4	200	HN Size 0	80 to 200	FNX 200 TPN	SK95808	*	1	FNX 200 FP	SK95816	*	1	
	250	HN Size 1	125 to 250	FNX 250 TPN	SK95809	*	1	FNX 250 FP	SK95817	*	1	
Fr 5	315	HN Size 1	125 to 315	FNX 315 TPN	SK95810	*	1	FNX 315 FP	SK95818	*	1	
	400	HN Size 2	200 to 400	FNX 400 TPN	SK95811	*	1	FNX 400 FP	SK95819	*	1	
Fr 6	630	HN Size 3	315 to 630	FNX 630 TPN	SK95812	*	1	FNX 630 FP	SK95820	*	1	
	800	HN Size 3	315 to 800	FNX 800 TPN	SK95813	*	1	FNX 800 FP	SK95821	*	1	

\* Available on request

### Notes:

- For 690V AC application, please contact nearest branch office.
- The prices for S-D-F range are without HRC fuses
- Add suffix "0000" to all cat nos.

**Bolted fuse links: Type HG and HQ**



Type	Fixing Method	Size	Rating (A)	Description	Cat. No.	M.R.P. (₹) Per Unit	Std. Pkg. (Nos.)
HG	Offset, staggered	F1	2	Suitable for type HD 20H/20P/20B, HD 32H/32P/32B fuse base	ST30725	68	24
			4		ST30726	68	24
			6		ST30727	68	24
			10		ST30728	68	24
			16		ST30729	78	24
			20		ST30730	78	24
			25		ST30731	80	24
			32		ST30732	80	24
HQ	Offset	A1L	20	Suitable for type FN 32/63 S-D-F	ST34527	130	15
			25		ST34528	130	15
			32		ST34529	130	15
			50		ST35827	160	15
			63		ST35828	160	15
		A2	4	Suitable for type HK 32H/32B fuse base	ST30747	110	12
			6		ST30748	110	12
			10		ST30749	110	12
			16		ST30750	110	12
			20		ST30751	110	12
			25		ST30752	110	12
			32		ST30753	110	12
	A3	35	Suitable for type HK 63B/63H Fuse base	ST30759	170	12	
		50		ST30760	180	12	
		63		ST30761	190	12	
	A4	80	Suitable for type FN 100/125/160 S-D-F & for HK 125H/125B Fuse base	ST30767	360	12	
		100		ST30768	360	12	
		125		ST30769	410	12	
		160		ST35829	470	12	
	Centre Tag, 2 holes	B1	80	Suitable for type FN 200 S-D-F	ST30774	410	12
			100		ST30775	410	12
			125		ST30776	490	12
		B2	125	Suitable for type FN 200/250 S-D-F	ST30777	510	3
			160		ST30778	520	3
200			ST30779		560	3	
B3		250	Suitable for type FN 250/315 S-D-F	ST30781	830	3	
		315		ST30782	860	3	
B4		355	Suitable for type FN 400 S-D-F	ST30783	1210	3	
		400		ST30784	1250	3	
Centre Tag, 4 holes		C2	400	Suitable for type FN 630 S-D-F	ST30785	2360	1
			500		ST30786	2490	1
	630		ST30787		2840	1	

**Fuse holders suitable for Bolted fuse-links**



Rated Current (A)	Type	Connection Method	Fuse Type	Suitable Fuse Range (A)	Cat. No.	M.R.P. (₹) Per Unit	Std. Pkg. (Nos.)
20	HD 20H	Both side cable (Front)	F1	2-20	ST30772	180	12
	HD 20P	Both side busbar (Back)	F1	2-20	ST30773	270	12
	HD 20B	Top busbar & bottom cable	F1	2-20	ST30766	250	12
32	HD 32H	Both side cable (Front)	F1	2-32	ST30733	200	12
	HD 32P	Both side busbar (Back)	F1	2-32	ST30734	270	12
	HD 32B	Top busbar & bottom cable	F1	2-32	ST30735	260	12
	HK 32H	Both side cable (Front)	A2	4-32	ST30754	330	12
	HK 32B	Top busbar & bottom cable	A2	4-32	ST30755	400	12
	63	HK 63H	Both side cable (Front)	A3	35-63	ST30762	430
HK 63B		Top busbar & bottom cable	A3	35-63	ST30763	510	6
125	HK 125H	Both side cable (Front)	A4	80-125	ST30770	1220	3
	HK 125B	Top busbar & bottom cable	A4	80-125	ST30771	1410	3

Notes: 1) Add suffix "0000" to all cat nos.



## Switch-Disconnecter Units [8536]

### Type FN & C-Line Switch Disconnecter (2P/TPN/4P)



FN 2P S-D



FN TPN S-D

#### Features offered by S-D

- › Range 32A to 2000A, 415V, AC 23A
- › Conforms to IEC 60947-3, IS/IEC 60947-3
- › Door interlock & padlock facility

- › Telescopic shaft for depth adjustment
- › Flip-able handle 1000A and above
- › Terminal shrouds on both sides

Size	Rated Current (A)	Open Execution 2P S-D			Std. Pkg. (Nos.)	Open Execution TPN S-D*			Std. Pkg. (Nos.)
		Type	Cat. No.	M.R.P. (₹) Per Unit		Type	Cat. No.	M.R.P. (₹) Per Unit	
Fr 1	32	FN 32 2P	SK904180000	2260	1	FN 32 TPN / 4P	SK955410000	2960	1
	63	FN 63 2P	SK904190000	2670	1	FN 63 TPN / 4P	SK955400000	3470	1
Fr 2	100	FN 100 2P	SK904200000	4810	1	FN 100 TPN	SK955710000	6260	1
	125	FN 125 2P	SK904210000	6020	1	FN 125 TPN	SK954050000	7900	1
Fr 3	200	FN 200 2P	SK904500000	9870	1	FN 200 TPN	SK956070000	12180	1
	250	FN 250 2P	SK904540000	10820	1	FN 250 TPN	SK956830000	13890	1
Fr 4	315	FN 315 2P	SK904650000	14940	1	FN 315 TPN	SK956090000	16890	1
	400	FN 400 2P	SK904660000	15450	1	FN 400 TPN	SK956100000	19580	1
Fr 5	630	FN 630 2P	SK904670000	25240	1	FN 630 TPN	SK956110000	30740	1
	800	FN 800 2P	SK904680000	27090	1	FN 800 TPN	SK955510000	32960	1
	1000	FN 1000 2P	SK904690000	34910	1	FN 1000 TPN	SK957100000	50780	1
Fr 6	1000	-	-	-	-	C-Line SD 1000 4P <sup>§</sup>	COS10000040	58560	1
	1250	-	-	-	-	C-Line SD 1250 4P <sup>§</sup>	COS12500040	73000	1
	1600	-	-	-	-	C-Line SD 1600 4P <sup>§</sup>	COS16000040	91940	1
	2000	-	-	-	-	C-Line SD 2000 4P <sup>§</sup>	COS20000040	118240	1

§ For C-Line SD 3P (1000A to 2000A), please contact nearest branch office

\* For Switched Neutral Pole in FN TPN S-D, order Switched Neutral Kit separately. Refer 'Spares & Accessories for type FN' table

### Spares & Accessories for type FNX [8538]



Description	Type	Cat. No.	M.R.P. (₹) Per Unit	Std. Pkg. (Nos.)
Auxiliary Contact Kit (1NO + 1 NC)	FNX 32 / 63	SK91537	*	1
	FNX 100	SK91538	*	1
	FNX 125 / 160	SK91539	*	1
	FNX 200 / 250	SK91540	*	1
Handle Assembly	FNX 315 / 400 / 630 / 800	SK91541	*	1
	FNX 32 / 63 / 100	SK91524	*	1
	FNX 125 / 160 / 200 / 250	SK91525	*	1
Castell Type Lock <sup>§</sup>	FNX 315 / 400 / 630 / 800	SK91526	*	1
	FNX 32 / 63 / 100	SK91530	*	1
DIN Rail Assembly	FNX 125 / 160 / 200 / 250	SK91531	*	1
	FNX 315 / 400 / 630 / 800	SK91531	*	1
DIN Rail Assembly	FNX 32 / 63 / 100	SK91617	*	1

\* Available on request

#### Fuse pulling handle [8538]



For Type HN fuse-link



For Type HF fuse-link

Description	Cat. No.	M.R.P. (₹) Per Unit	Std. Pkg. (Nos.)
Fuse pulling handle for HF Fuse-link from 2A-63A	SK91185	250	1
Insulated fuse pulling handle for Type HN fuse-link from 63A-800A	SF90126	880	1

### Spares & Accessories for type COS Switch-Disconnecter [8538]

Type	Cat. No.	M.R.P. (₹) Per Unit	Std. Pkg. (Nos.)
Auxiliary Contact Kit (1 sets of C/O contact)	CXS6002	1060	1
Operating Handle	CXS6001	2270	1
Castell Type Lock <sup>§</sup>	CX60004	3000	1

§ Chapter ID [8301]

# Also suitable for Switch-Disconnecter FN 1000

Notes: 1) Add suffix "0000" to all cat nos. of Spares and Accessories.

### Spares & Accessories for type FN [8538]



Handle Assembly



Earthing Link



Switched Neutral Kit



Auxiliary Contact Kit



Castell Type Lock

Description	Type	Cat. No.	M.R.P. (₹) Per Unit	Std. Pkg. (Nos.)	
Auxiliary Contact Kit (1NO + 1 NC)	FN 32 / 63	SK91302	630	1	
	FN 100 / 125 / 160	SK91328	760	1	
	FN 200 / 250	SK91329	1020	1	
	FN 315 / 400 / 630	SK91330	1080	1	
	FN 800	CK91034 <sup>#</sup>	1080	1	
2 <sup>nd</sup> Aux. Contact (1NO + 1NC)	FN 32 / 63	SK90670	690	1	
	FN 100 to FN 1000	SK90696	790	1	
Earthing Link	FN 32 to FN 1000 <sup>@</sup>	CK90396	610	1	
Terminal Shroud Kit	FN 32 / 63	SK91190	220	1	
	FN 100 / 125 / 160	SK91137	270	1	
	FN 200 / 250	SK91335	770	1	
	FN 315 / 400	SK91346	790	1	
	FN 630 / 800	SK91347 <sup>#</sup>	830	1	
Handle Assembly - A	FN 32 / 63	SK91257	600	1	
	FN 100 to FN 250	SK91258	1280	1	
	FN 315 / 400 / 630 / 800	SK91259 <sup>#</sup>	1410	1	
Handle Assembly - B	FN 32 / 63	SK91277	600	1	
	FN 100 to FN 250	SK91278	1280	1	
	FN 315 / 400 / 630 / 800	SK91279 <sup>#</sup>	1410	1	
Handle Assembly - CE	FN 32 / 63	SK91337	350	1	
Interphase Barrier Kit	FN 200	SK91343	540	1	
	FN 315 / 400	SK91344	560	1	
	FN 630 / 800	SK91345 <sup>#</sup>	580	1	
Castell Type Lock <sup>§</sup>	FN 100 / 125 / 160 / 200 / 250	A	SK00333	3000	1
		B	SK00334	3000	1
		C	SK00335	3000	1
		D	SK00336	3000	1
	FN 315 / 400 / 630 / 800	A	SK00345 <sup>#</sup>	3000	1
		B	SK00346 <sup>#</sup>	3000	1
		C	SK00347 <sup>#</sup>	3000	1
		D	SK00348 <sup>#</sup>	3000	1
Switched Neutral Kit	FN 100 / 125 / 160	SK95233	5770	1	
	FN 200 / 250	SK95516	6150	1	
	FN 315 / 400	SK95517	6650	1	
FN 630 / 800	SK95546 <sup>#</sup>	9240	1		


@For terminating earth busbar upto 25mm width. Order Qty 1 for 10 earthing links

Lauritz Knudsen, 01.02.2025

# Dawn of a New Era...

## CZ Switch Disconnectors

- › Designed for tough conditions at **solar sites**
- › Separate versions for **800Vac** string inverter systems and upto **1500Vdc** for central inverter systems
- › Suitable for Aluminum termination of double the size recommended by IEC standards
- › **1250Vac** Rated Insulation Voltage
- › **Direct termination** without the need of any extended links
- › Terminal shrouds and phase barriers are provided as standard offering along with the product



### AC SD

- › Operational Voltage upto 800Vac



### DC SD

- › Operational Voltage 1000Vdc & 1500Vdc

800Vac, 3P Switch Disconnectors				
Frame	Rating	Handle Type	Cat. No.	M.R.P. (₹) Per Unit
CZ1	125A	Direct	CK907570000	*
CZ1	160A	Direct	CK907580000	*
CZ1	200A	Direct	CK907590000	*
CZ1	250A	Direct	CK907600000	*
CZ1	315A	Direct	CK907610000	*
CZ2	315A	Direct	CK908510000	*
CZ2	400A	Direct	CK908520000	*
CZ2	630A	Direct	CK908530000	*
CZ1	125A	Extended	CK907630000	*
CZ1	160A	Extended	CK907640000	*
CZ1	200A	Extended	CK907650000	*
CZ1	250A	Extended	CK907660000	*
CZ1	315A	Extended	CK907670000	*
CZ2	315A	Extended	CK908540000	*
CZ2	400A	Extended	CK908550000	*
CZ2	630A	Extended	CK908560000	*

Chapter ID [8536]

Notes: 1) Add suffix "0000" to all cat nos. of Spares and Accessories.

Customer Interaction Center (CIC)

Phone no: 022-6932 7800

Web: www.LK-EA.com | e-mail: CIC@LK-EA.com

DC Switch Disconnectors						
Frame	Rating	Voltage	No. of Poles	Handle Type	Cat. No.	M.R.P. (₹) Per Unit
CZ1	125A	1000Vdc	2	Direct	CK907930000	*
CZ1	160A	1000Vdc	2	Direct	CK907940000	*
CZ1	200A	1000Vdc	2	Direct	CK907950000	*
CZ1	250A	1000Vdc	2	Direct	CK907960000	*
CZ1	315A	1000Vdc	2	Direct	CK907970000	*
CZ2	315A	1000Vdc	2	Direct	CK908690000	*
CZ2	400A	1000Vdc	2	Direct	CK908700000	*
CZ2	630A	1000Vdc	2	Direct	CK908710000	*
CZ1	125A	1500Vdc	2	Direct	CK907870000	*
CZ1	160A	1500Vdc	2	Direct	CK907880000	*
CZ1	200A	1500Vdc	2	Direct	CK907890000	*
CZ1	250A	1500Vdc	2	Direct	CK907900000	*
CZ1	315A	1500Vdc	2	Direct	CK907910000	*
CZ2	315A	1500Vdc	3	Direct	CK908660000	*
CZ2	400A	1500Vdc	3	Direct	CK908670000	*
CZ2	630A	1500Vdc	3	Direct	CK908680000	*

Chapter ID [8536]

\*Available on Request



FEATURES TO MEET EVERY APPLICATION

Contact System

- Double Break with low let-through energy
- High Breaking Capacity up to 200kA @ 415V AC
- 100kA @690V AC at 100% Icu
- 80kA @ 200V AC offering for Solar PV string inverters
- 1800V/1800V PV DC offering

Thermal - Magnetic Release

- Extended Overload Setting of 87%
- 1EA to 800A Offering
- Ambient Temperature Compensation
- Suitable for wide temperature range

Mechanism

- Class II Front Panels
- Double Insulation
- Positive Isolation
- High Electrical and Mechanical Life

Microprocessor Release

- Extended Overload Setting of 20%
- Individual Fault Indication LEDs
- Battery Operated in-built Display
- Advanced Metering and Protection
- Motor Protection Variant with effective Type 2 Coordination

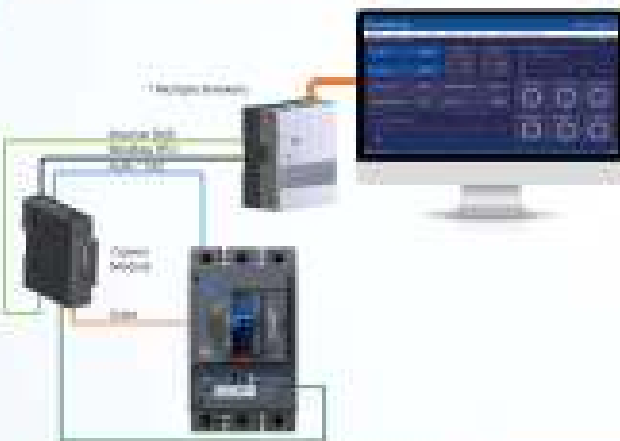
Modular Architecture

- Compact Size
- Late Personalisation
- Interchangeability of Modules
- Reduced Inventory for internal accessories

Modules

- Temperature Monitoring & Protection
- Zone Selective Interlocking for effective Selectivity
- Communication Module for metering & control
- Remote Operation for Motorized MCCB
- Breaker Status, Alarm & Trip with Alarms

CONNECTED TO DRIVE ENERGY EFFICIENCY



Data Analytics

Trend Analysis


Real Time Monitoring

Status & Control

Metering & Protection

Data Acquisition

FUTURE READY FOR COMPLIANCE AND NEW APPLICATIONS



RESILIENT FOR BETTER SAFETY AND MAINTENANCE



Inventory & Application friendly Internal Accessories



Isolated Draw-out with Plug-in & Draw-out Modules



Multiple options for Mechanical Interlocking



Isolated Rotary & Electrically Operated Mechanisms

Strength for Increased ambient safety

Variable Range of Terminations





d sine DZ With Thermal - Magnetic Release

Rating (A) Icu=Ics (kA)*	16	20	25	32	40	50	63	80	100	125	160	200	250	320	400	500	630	800			
25	DZ0-125C																				
36	DZ0-125D																				
36/50	DZ1																				
36/50/80/120	DZ2																				
36/50/80/120/200												DZ4									
36/50/80/120/200													DZ6		DZ7						



dsine-DZ0 TM

- › Conforms to IS/IEC 60947-2
- › 16A to 125A, 3P & 4P
- › 25kA & 36kA breaking capacities
- › Ics= 100% of Icu\*
- › Adjustable overload settings: 0.8 - 1.0 x In
- › Fixed short-circuit settings: 10 x In
- › Compact size
- › Manual and Rotary versions available
- › Wide range of accessories

Type	Overload Release Range (A)	Breaking Capacity Icu at 415V AC, 50Hz. (kA)	3 Pole		4 Pole		Std. Pkg. (Nos.)
			Cat No	M.R.P. (₹) Per Unit	Cat No	M.R.P. (₹) Per Unit	
DZ0-125D*	13-16	36kA	DZ0T0016D5C1A0000	10500	DZ0F0016D5C1A0000	14600	1
	16-20		DZ0T0020D5C1A0000	10500	DZ0F0020D5C1A0000	14600	1
	20-25		DZ0T0025D5C1A0000	10500	DZ0F0025D5C1A0000	14600	1
	26-32		DZ0T0032D5C1A0000	10500	DZ0F0032D5C1A0000	14600	1
	32-40		DZ0T0040D5C1A0000	10500	DZ0F0040D5C1A0000	14600	1
	40-50		DZ0T0050D5C1A0000	10500	DZ0F0050D5C1A0000	14600	1
	50-63		DZ0T0063D5C1A0000	10200	DZ0F0063D5C1A0000	14200	1
	64-80		DZ0T0080D5C1A0000	10200	DZ0F0080D5C1A0000	14200	1
	80-100		DZ0T0100D5C1A0000	10200	DZ0F0100D5C1A0000	14200	1
	100-125		DZ0T0125D5C1A0000 ▲	13200	DZ0F0125D5C1A0000 ▲	17700	1
DZ0-125C	13-16	25kA	DZ0T0016CXC1A0000	10800	DZ0F0016CXC1A0000	15200	1
	16-20		DZ0T0020CXC1A0000	10800	DZ0F0020CXC1A0000	15200	1
	20-25		DZ0T0025CXC1A0000	10800	DZ0F0025CXC1A0000	15200	1
	26-32		DZ0T0032CXC1A0000	10800	DZ0F0032CXC1A0000	15200	1
	32-40		DZ0T0040CXC1A0000	10800	DZ0F0040CXC1A0000	15200	1
	40-50		DZ0T0050CXC1A0000	10800	DZ0F0050CXC1A0000	15200	1
	50-63		DZ0T0063CXC1A0000	10500	DZ0F0063CXC1A0000	14700	1
	64-80		DZ0T0080CXC1A0000	10500	DZ0F0080CXC1A0000	14700	1
	80-100		DZ0T0100CXC1A0000	10500	DZ0F0100CXC1A0000	14700	1
	100-125		DZ0T0125CXC1A0000 ▲	14500	DZ0F0125CXC1A0000 ▲	18300	1

▲- Spreader Terminals are included

Note:

Breaking Capacity: C = 25kA, D = 36kA

\* DZ0-125D : Ics= 50% Icu

Phase barriers are supplied with all MCCBs





d sine DZ With Thermal - Magnetic Release



dsine-DZ1 TM

- › Conforms to IS/IEC 60947-2
- › 16A to 800A, 3P & 4P
- › 36kA, 50kA, 80kA, 120kA & 200kA breaking capacities
- › Ics= 100% of Icu
- › Adjustable overload settings: 0.67 - 1.0 x In
- › Adjustable short-circuit settings: 6 - 12 x In\*
- › Transparent sealable release cover
- › Compact size
- › Fixed, Plug-in, Drawout, Rotary and Motorised versions available
- › Wide range of accessories

Type	Overload Release Range (A)	Breaking Capacity Icu at 415V AC, 50Hz. (kA)	3 Pole		4 Pole		Std. Pkg. (Nos.)
			Cat No	M.R.P. (₹) Per Unit	Cat No	M.R.P. (₹) Per Unit	
DZ1-160D/ DZ1-200D	11-16	36kA	DZ1T0016DXC1A0000	12700	DZ1F0016DXC1A0000	15800	1
	14-20		DZ1T0020DXC1A0000	12700	DZ1F0020DXC1A0000	15800	1
	17-25		DZ1T0025DXC1A0000	12700	DZ1F0025DXC1A0000	15800	1
	22-32		DZ1T0032DXC1A0000	12700	DZ1F0032DXC1A0000	15800	1
	27-40		DZ1T0040DXC1A0000	12700	DZ1F0040DXC1A0000	15800	1
	34-50		DZ1T0050DXC1A0000	12700	DZ1F0050DXC1A0000	15800	1
	43-63		DZ1T0063DXD1A0000	12300	DZ1F0063DXD1A0000	15300	1
	54-80		DZ1T0080DXD1A0000	12300	DZ1F0080DXD1A0000	15300	1
	67-100		DZ1T0100DXD1A0000	12300	DZ1F0100DXD1A0000	15300	1
	84-125		DZ1T0125DXD1A0000	13800	DZ1F0125DXD1A0000	17100	1
108-160	DZ1T0160DXD1A0000	18100	DZ1F0160DXD1A0000	21600	1		
134-200	DZ1T0200DXD1A0000▲	34900	DZ1F0200DXD1A0000▲	42400	1		
DZ2-160D	11-16	36kA	DZ2T0016DXC1A0000	15200	DZ2F0016DXC1A0000	19000	1
	14-20		DZ2T0020DXC1A0000	15200	DZ2F0020DXC1A0000	19000	1
	17-25		DZ2T0025DXC1A0000	15200	DZ2F0025DXC1A0000	19000	1
	22-32		DZ2T0032DXC1A0000	15200	DZ2F0032DXC1A0000	19000	1
	27-40		DZ2T0040DXC1A0000	15200	DZ2F0040DXC1A0000	19000	1
	34-50		DZ2T0050DXC1A0000	15200	DZ2F0050DXC1A0000	19000	1
	43-63		DZ2T0063DXD1A0000	14700	DZ2F0063DXD1A0000	18400	1
	54-80		DZ2T0080DXD1A0000	14700	DZ2F0080DXD1A0000	18400	1
	67-100		DZ2T0100DXD1A0000	14700	DZ2F0100DXD1A0000	18400	1
	84-125		DZ2T0125DXD1A0000	16600	DZ2F0125DXD1A0000	20500	1
108-160	DZ2T0160DXD1A0000	21700	DZ2F0160DXD1A0000	25900	1		
DZ4-250D	108-160	36kA	DZ4T0160DXD1A0000	29800	DZ4F0160DXD1A0000	36800	1
	134-200		DZ4T0200DXD1A0000	34200	DZ4F0200DXD1A0000	41100	1
	168-250		DZ4T0250DXD1A0000	36000	DZ4F0250DXD1A0000	43300	1
DZ6-400D	134-200	36kA	DZ6T0200DXD1A0000	44500	DZ6F0200DXD1A0000	54300	1
	168-250		DZ6T0250DXD1A0000	46800	DZ6F0250DXD1A0000	57200	1
	215-320		DZ6T0320DXD1A0000	49300	DZ6F0320DXD1A0000	60200	1
	268-400		DZ6T0400DXD1A0000	49300	DZ6F0400DXD1A0000	60200	1
DZ7-800D	335-500	36kA	DZ7T0500DXD1A0000	54300	DZ7F0500DXD1A0000	68400	1
	422-630		DZ7T0630DXD1A0000	54300	DZ7F0630DXD1A0000	68400	1
	536-800		DZ7T0800DXD1A0000	73500	DZ7F0800DXD1A0000	93600	1

▲- Spreader Terminals are included

Note:

Breaking Capacity: D = 36kA, N = 50kA, H = 80kA

dsine DZ 120kA & 200kA @415V (Ics=100% Icu) MCCBs are available on request.

It is recommended to use spreader terminals for enhancing termination capacity

For Motor back-up protection, use 'M' series of MCCBs such as DZ0-N, DZ1-N, DZ4-N, DZ6-N, DZ7-N

\* For DZ1 & DZ2 - 16A to 50A, Fixed Magnetic setting (375A)

For DZ7 630A / 800A, Magnetic setting from 6 In to 10 In / 6 In to 8 In respectively





Type	Overload Release Range (A)	Breaking Capacity Icu at 415V AC, 50Hz. (kA)	3 Pole		4 Pole		Std. Pkg. (Nos.)
			Cat No	M.R.P.(₹) Per Unit	Cat No	M.R.P.(₹) Per Unit	
DZ1-160N/ DZ1-200N	11-16	50kA	DZ1T0016NXC1A0000	17000	DZ1F0016NXC1A0000	20400	1
	14-20		DZ1T0020NXC1A0000	17000	DZ1F0020NXC1A0000	20400	1
	17-25		DZ1T0025NXC1A0000	17000	DZ1F0025NXC1A0000	20400	1
	22-32		DZ1T0032NXC1A0000	17000	DZ1F0032NXC1A0000	20400	1
	27-40		DZ1T0040NXC1A0000	17000	DZ1F0040NXC1A0000	20400	1
	34-50		DZ1T0050NXC1A0000	17000	DZ1F0050NXC1A0000	20400	1
	43-63		DZ1T0063NXD1A0000	16500	DZ1F0063NXD1A0000	19800	1
	54-80		DZ1T0080NXD1A0000	16500	DZ1F0080NXD1A0000	19800	1
	67-100		DZ1T0100NXD1A0000	16500	DZ1F0100NXD1A0000	19800	1
	84-125		DZ1T0125NXD1A0000	21700	DZ1F0125NXD1A0000	23900	1
	108-160		DZ1T0160NXD1A0000	23500	DZ1F0160NXD1A0000	28100	1
	134-200	DZ1T0200NXD1A0000▲	38200	DZ1F0200NXD1A0000▲	47900	1	
DZ2-160N	11-16	50kA	DZ2T0016NXC1A0000	20400	DZ2F0016NXC1A0000	24500	1
	14-20		DZ2T0020NXC1A0000	20400	DZ2F0020NXC1A0000	24500	1
	17-25		DZ2T0025NXC1A0000	20400	DZ2F0025NXC1A0000	24500	1
	22-32		DZ2T0032NXC1A0000	20400	DZ2F0032NXC1A0000	24500	1
	27-40		DZ2T0040NXC1A0000	20400	DZ2F0040NXC1A0000	24500	1
	34-50		DZ2T0050NXC1A0000	20400	DZ2F0050NXC1A0000	24500	1
	43-63		DZ2T0063NXD1A0000	19800	DZ2F0063NXD1A0000	23800	1
	54-80		DZ2T0080NXD1A0000	19800	DZ2F0080NXD1A0000	23800	1
	67-100		DZ2T0100NXD1A0000	19800	DZ2F0100NXD1A0000	23800	1
	84-125		DZ2T0125NXD1A0000	26000	DZ2F0125NXD1A0000	28700	1
	108-160		DZ2T0160NXD1A0000	28200	DZ2F0160NXD1A0000	33700	1
DZ4-250N	108-160	50kA	DZ4T0160NXD1A0000	34300	DZ4F0160NXD1A0000	43300	1
	134-200		DZ4T0200NXD1A0000	37400	DZ4F0200NXD1A0000	46900	1
	168-250		DZ4T0250NXD1A0000	39400	DZ4F0250NXD1A0000	49400	1
DZ6-400N	134-200	50kA	DZ6T0200NXD1A0000	44700	DZ6F0200NXD1A0000	55300	1
	168-250		DZ6T0250NXD1A0000	47100	DZ6F0250NXD1A0000	58200	1
	215-320		DZ6T0320NXD1A0000	49600	DZ6F0320NXD1A0000	61300	1
	268-400		DZ6T0400NXD1A0000	49600	DZ6F0400NXD1A0000	61300	1
DZ7-800N	335-500	50kA	DZ7T0500NXD1A0000	58600	DZ7F0500NXD1A0000	75700	1
	422-630		DZ7T0630NXD1A0000	58600	DZ7F0630NXD1A0000	75700	1
	536-800		DZ7T0800NXD1A0000	77600	DZ7F0800NXD1A0000	98800	1
DZ2-160H	11-16	80kA	DZ2T0016HXC1A0000	25100	DZ2F0016HXC1A0000	31900	1
	14-20		DZ2T0020HXC1A0000	25100	DZ2F0020HXC1A0000	31900	1
	17-25		DZ2T0025HXC1A0000	25100	DZ2F0025HXC1A0000	31900	1
	22-32		DZ2T0032HXC1A0000	25100	DZ2F0032HXC1A0000	31900	1
	27-40		DZ2T0040HXC1A0000	25100	DZ2F0040HXC1A0000	31900	1
	34-50		DZ2T0050HXC1A0000	25100	DZ2F0050HXC1A0000	31900	1
	43-63		DZ2T0063HXD1A0000	24300	DZ2F0063HXD1A0000	31000	1
	54-80		DZ2T0080HXD1A0000	24300	DZ2F0080HXD1A0000	31000	1
	67-100		DZ2T0100HXD1A0000	24300	DZ2F0100HXD1A0000	31000	1
	84-125		DZ2T0125HXD1A0000	41700	DZ2F0125HXD1A0000	46100	1
	108-160		DZ2T0160HXD1A0000	44400	DZ2F0160HXD1A0000	49700	1
DZ4-250H	108-160	80kA	DZ4T0160HXD1A0000	46900	DZ4F0160HXD1A0000	52400	1
	134-200		DZ4T0200HXD1A0000	54500	DZ4F0200HXD1A0000	65600	1
	168-250		DZ4T0250HXD1A0000	56800	DZ4F0250HXD1A0000	68300	1
DZ6-400H	134-200	80kA	DZ6T0200HXD1A0000	60100	DZ6F0200HXD1A0000	71100	1
	168-250		DZ6T0250HXD1A0000	62000	DZ6F0250HXD1A0000	73300	1
	215-320		DZ6T0320HXD1A0000	63900	DZ6F0320HXD1A0000	75600	1
	268-400		DZ6T0400HXD1A0000	63900	DZ6F0400HXD1A0000	75600	1
DZ7-800H	335-500	80kA	DZ7T0500HXD1A0000	74600	DZ7F0500HXD1A0000	88900	1
	422-630		DZ7T0630HXD1A0000	74600	DZ7F0630HXD1A0000	88900	1
	536-800		DZ7T0800HXD1A0000	86800	DZ7F0800HXD1A0000	113400	1





d sine DZ MCCB with Microprocessor Release

Rating (A) Icu (kA)	40	63	100	160	200	250	400	630	800	1000	
36/50	DZ1										
36/50/80/120	DZ2										
36/50/80/120/200			DZ4			DZ4					
36/50/80/120/200						DZ6		DZ7			

d sine DZ MCCB with Microprocessor Release iTRP1



dsine-DZ iTRP1

- › Conforms to IS/IEC 60947-2
- › 16A to 1000A, 3P & 4P
- › 36kA, 50kA, 80kA, 120kA & 200kA breaking capacities
- › Ics=100% Icu
- › Adjustable overload setting from 0.25 to 1.0 x In
- › Adjustable short-circuit setting from 1.5 to 12 x Ir\*
- › Switchable thermal memory
- › Variable trip class
- › Transparent sealable release cover
- › Compact size
- › Fixed, Plug-in, Drawout, Rotary and Motorised versions available
- › Wide range of accessories

Type	Overload Release Range (A)	Breaking Capacity Icu at 415V AC, 50Hz. (kA)	3 Pole		4 Pole		Std. Pkg. (Nos.)
			Cat No	M.R.P. (₹) Per Unit	Cat No	M.R.P. (₹) Per Unit	
DZ1-160D <sup>†</sup> / DZ1-200D	10-40	36kA	DZ1T0040DXF1A0000	22800	DZ1F0040DXF1A0000	27800	1
	16-63		DZ1T0063DXF1A0000	22800	DZ1F0063DXF1A0000	27800	1
	25-100		DZ1T0100DXF1A0000	22800	DZ1F0100DXF1A0000	27800	1
	40-160		DZ1T0160DXF1A0000	26900	DZ1F0160DXF1A0000	37400	1
	50-200		DZ1T0200DXF1A0000 ▲	39300	DZ1F0200DXF1A0000 ▲	54400	1
DZ2-160D	10-40		DZ2T0040DXF1A0000	27400	DZ2F0040DXF1A0000	33400	1
	16-63		DZ2T0063DXF1A0000	27400	DZ2F0063DXF1A0000	33400	1
	25-100		DZ2T0100DXF1A0000	27400	DZ2F0100DXF1A0000	33400	1
	40-160		DZ2T0160DXF1A0000	32300	DZ2F0160DXF1A0000	44900	1
DZ4-250D	40-160		DZ4T0160DXF1A0000	38900	DZ4F0160DXF1A0000	54100	1
	63-250		DZ4T0250DXF1A0000	40500	DZ4F0250DXF1A0000	56100	1
DZ6-400D	63-250		DZ6T0250DXF1A0000	47300	DZ6F0250DXF1A0000	61300	1
	100-400		DZ6T0400DXF1A0000	49800	DZ6F0400DXF1A0000	64500	1
DZ7-800D/ DZ7-1000D	158-630		DZ7T0630DXF1A0000	59000	DZ7F0630DXF1A0000	72900	1
	200-800		DZ7T0800DXF1A0000	80000	DZ7F0800DXF1A0000	99000	1
	250-1000	DZ7T1000DXF1A0000 ▲	126100	DZ7F1000DXF1A0000 ▲	174900	1	
DZ1-160N <sup>†</sup> / DZ1-200N	10-40	50kA	DZ1T0040NXF1A0000	26400	DZ1F0040NXF1A0000	36500	1
	16-63		DZ1T0063NXF1A0000	26400	DZ1F0063NXF1A0000	36500	1
	25-100		DZ1T0100NXF1A0000	26400	DZ1F0100NXF1A0000	36500	1
	40-160		DZ1T0160NXF1A0000	33200	DZ1F0160NXF1A0000	43500	1
	50-200		DZ1T0200NXF1A0000 ▲	46300	DZ1F0200NXF1A0000 ▲	58700	1
DZ2-160N	10-40		DZ2T0040NXF1A0000	31700	DZ2F0040NXF1A0000	43800	1
	16-63		DZ2T0063NXF1A0000	31700	DZ2F0063NXF1A0000	43800	1
	25-100		DZ2T0100NXF1A0000	31700	DZ2F0100NXF1A0000	43800	1
	40-160		DZ2T0160NXF1A0000	39800	DZ2F0160NXF1A0000	52200	1



**New** d sine DZ MCCB with Microprocessor Release iTRP1

Type	Overload Release Range (A)	Breaking Capacity Icu at 415V AC, 50Hz. (kA)	3 Pole		4 Pole		Std. Pkg. (Nos.)
			Cat No	M.R.P. (₹) Per Unit	Cat No	M.R.P. (₹) Per Unit	
DZ4-250N	40-160	50kA	DZ4T0160NXF1A0000	46300	DZ4F0160NXF1A0000	59200	1
	63-250		DZ4T0250NXF1A0000	47700	DZ4F0250NXF1A0000	60500	1
DZ6-400N	63-250		DZ6T0250NXF1A0000	51800	DZ6F0250NXF1A0000	67500	1
	100-400		DZ6T0400NXF1A0000	54500	DZ6F0400NXF1A0000	71000	1
DZ7-800N/ DZ7-1000N	158-630		DZ7T0630NXF1A0000	64000	DZ7F0630NXF1A0000	78000	1
	200-800		DZ7T0800NXF1A0000	89900	DZ7F0800NXF1A0000	114400	1
	250-1000		DZ7T1000NXF1A0000 ▲	154100	DZ7F1000NXF1A0000 ▲	213700	1
DZ2-160H	10-40		DZ2T0040HXF1A0000	37000	DZ2F0040HXF1A0000	46100	1
	16-63		DZ2T0063HXF1A0000	37000	DZ2F0063HXF1A0000	46100	1
	25-100		DZ2T0100HXF1A0000	37000	DZ2F0100HXF1A0000	46100	1
	40-160		DZ2T0160HXF1A0000	48400	DZ2F0160HXF1A0000	60600	1
DZ4-250H	40-160		80kA	DZ4T0160HXF1A0000	51000	DZ4F0160HXF1A0000	63900
	63-250	DZ4T0250HXF1A0000		57200	DZ4F0250HXF1A0000	78700	1
DZ6-400H	63-250	DZ6T0250HXF1A0000		66800	DZ6F0250HXF1A0000	88200	1
	100-400	DZ6T0400HXF1A0000		70300	DZ6F0400HXF1A0000	92800	1
DZ7-800H/ DZ7-1000H	158-630	DZ7T0630HXF1A0000		74900	DZ7F0630HXF1A0000	109000	1
	200-800	DZ7T0800HXF1A0000		106000	DZ7F0800HXF1A0000	138600	1
	250-1000	DZ7T1000HXF1A0000 ▲		173900	DZ7F1000HXF1A0000 ▲	251600	1

▲ - Spreader Terminals are included  
 \* For DZ7 630A / 800A & 1000A: Magnetic setting from 1.5 In to 10 In / 1.5 In to 8 In respectively  
 # For 25A, please contact nearest branch office

**Note:**  
 Breaking Capacity: D = 36kA, N = 50kA, H = 80kA  
 dsine DZ 120kA & 200kA @415V (Ics=100% Icu) MCCBs are available on request.  
 It is recommended to use spreader terminals for enhancing termination capacity  
 dsine DZ Selectivity Version MCCBs are available on request.

**New** d sine DZ MCCB with Microprocessor Release iTRP3



dsine-DZ iTRP3

- › Conforms to IS/IEC 60947-2
- › 16A to 1000A, 3P & 4P
- › 36kA, 50kA, 80kA, 120kA & 200kA breaking capacities
- › Ics=100% Icu
- › Adjustable overload setting from 0.25 to 1.0 x In
- › Adjustable short-circuit setting from 1.5 to 12 x Ir\*
- › Adjustable Instantaneous setting, 6 In & 12 In
- › Inbuilt ground fault protection from 20% to 70% of In
- › Adjustable neutral overload protection from 50% to 200% of Ir
- › Switchable thermal memory
- › Provision for release testing
- › Individual fault indication LEDs
- › Transparent sealable release cover
- › Compact size
- › Fixed, Plug-in, Drawout, Rotary and Motorised versions available
- › Wide range of accessories



**New** d sine DZ MCCB with Microprocessor Release iTRP3

Type	Overload Release Range (A)	Breaking Capacity Icu at 415V AC, 50Hz. (kA)	3 Pole		4 Pole		Std. Pkg. (Nos.)
			Cat No	M.R.P. (₹) Per Unit	Cat No	M.R.P. (₹) Per Unit	
DZ1-160D* / DZ1-200D	10-40	36kA	DZ1T0040DXH1A0000	37900	DZ1F0040DXH1A0000	44200	1
	16-63		DZ1T0063DXH1A0000	37900	DZ1F0063DXH1A0000	44200	1
	25-100		DZ1T0100DXH1A0000	37900	DZ1F0100DXH1A0000	44200	1
	40-160		DZ1T0160DXH1A0000	43600	DZ1F0160DXH1A0000	53700	1
	50-200		DZ1T0200DXH1A0000 ▲	56300	DZ1F0200DXH1A0000 ▲	69100	1
DZ2-160D	10-40		DZ2T0040DXH1A0000	45500	DZ2F0040DXH1A0000	53000	1
	16-63		DZ2T0063DXH1A0000	45500	DZ2F0063DXH1A0000	53000	1
	25-100		DZ2T0100DXH1A0000	45500	DZ2F0100DXH1A0000	53000	1
	40-160		DZ2T0160DXH1A0000	52300	DZ2F0160DXH1A0000	64400	1
DZ4-250D	40-160		DZ4T0160DXH1A0000	57300	DZ4F0160DXH1A0000	70400	1
	63-250		DZ4T0250DXH1A0000	58000	DZ4F0250DXH1A0000	71200	1
DZ6-400D	63-250		DZ6T0250DXH1A0000	65200	DZ6F0250DXH1A0000	75500	1
	100-400		DZ6T0400DXH1A0000	68600	DZ6F0400DXH1A0000	79500	1
DZ7-800D / DZ7-1000D	158-630		DZ7T0630DXH1A0000	75100	DZ7F0630DXH1A0000	91000	1
	200-800		DZ7T0800DXH1A0000	100800	DZ7F0800DXH1A0000	119700	1
	250-1000	DZ7T1000DXH1A0000 ▲	146800	DZ7F1000DXH1A0000 ▲	193800	1	
DZ1-160N* / DZ1-200N	10-40	50kA	DZ1T0040NXH1A0000	42000	DZ1F0040NXH1A0000	50100	1
	16-63		DZ1T0063NXH1A0000	42000	DZ1F0063NXH1A0000	50100	1
	25-100		DZ1T0100NXH1A0000	42000	DZ1F0100NXH1A0000	50100	1
	40-160		DZ1T0160NXH1A0000	49900	DZ1F0160NXH1A0000	59800	1
	50-200		DZ1T0200NXH1A0000 ▲	63600	DZ1F0200NXH1A0000 ▲	77300	1
DZ2-160N	10-40		DZ2T0040NXH1A0000	50400	DZ2F0040NXH1A0000	60100	1
	16-63		DZ2T0063NXH1A0000	50400	DZ2F0063NXH1A0000	60100	1
	25-100		DZ2T0100NXH1A0000	50400	DZ2F0100NXH1A0000	60100	1
	40-160		DZ2T0160NXH1A0000	59900	DZ2F0160NXH1A0000	71800	1
DZ4-250N	40-160		DZ4T0160NXH1A0000	63000	DZ4F0160NXH1A0000	76400	1
	63-250		DZ4T0250NXH1A0000	65600	DZ4F0250NXH1A0000	79700	1
DZ6-400N	63-250		DZ6T0250NXH1A0000	68600	DZ6F0250NXH1A0000	81700	1
	100-400		DZ6T0400NXH1A0000	72200	DZ6F0400NXH1A0000	86000	1
DZ7-800N / DZ7-1000N	158-630		DZ7T0630NXH1A0000	79900	DZ7F0630NXH1A0000	102900	1
	200-800		DZ7T0800NXH1A0000	123200	DZ7F0800NXH1A0000	146300	1
	250-1000	DZ7T1000NXH1A0000 ▲	179400	DZ7F1000NXH1A0000 ▲	236800	1	
DZ2-160H	10-40	80kA	DZ2T0040HXXH1A0000	60000	DZ2F0040HXXH1A0000	71300	1
	16-63		DZ2T0063HXXH1A0000	60000	DZ2F0063HXXH1A0000	71300	1
	25-100		DZ2T0100HXXH1A0000	60000	DZ2F0100HXXH1A0000	71300	1
	40-160		DZ2T0160HXXH1A0000	71400	DZ2F0160HXXH1A0000	79600	1
DZ4-250H	40-160		DZ4T0160HXXH1A0000	75300	DZ4F0160HXXH1A0000	86900	1
	63-250		DZ4T0250HXXH1A0000	86200	DZ4F0250HXXH1A0000	101500	1
DZ6-400H	63-250		DZ6T0250HXXH1A0000	92700	DZ6F0250HXXH1A0000	116000	1
	100-400		DZ6T0400HXXH1A0000	97600	DZ6F0400HXXH1A0000	122100	1
DZ7-800H / DZ7-1000H	158-630		DZ7T0630HXXH1A0000	105700	DZ7F0630HXXH1A0000	145200	1
	200-800		DZ7T0800HXXH1A0000	141900	DZ7F0800HXXH1A0000	177100	1
	250-1000		DZ7T1000HXXH1A0000 ▲	219000	DZ7F1000HXXH1A0000 ▲	284100	1

▲ - Spreader Terminals are included

\* For DZ7 630A / 800A & 1000A: Magnetic setting from 1.5 In to 10 In / 1.5 In to 8 In respectively

# For 25A, please contact nearest branch office

**Note:**

Breaking Capacity : D = 36kA, N = 50kA, H = 80kA

dsine DZ 120kA & 200kA @415V (Ics=100% Icu) MCCBs are available on request.

It is recommended to use spreader terminals for enhancing termination capacity

dsine DZ Selectivity Version MCCBs are available on request.

New

Rating (A) Icu (kA)	40	63	100	160	200	250	400	630	800	1000
	DZ1 <sup>§</sup>									
36/50/80/120	DZ2									
36/50/80/120/200				DZ4		DZ4				
36/50/80/120/200						DZ6		DZ7		

<sup>§</sup> iTRP4 Only

## d sine **DZ MCCB with Microprocessor Releases iTRP4 & iTRP5**

- › Confirms to IS/IEC 60947-2
- › 16A to 1000A, 3P & 4P
- › 36kA, 50kA, 80kA, 120kA & 200kA breaking capacities
- › Ics=100% Icu
- › Adjustable Overload Settings from 0.25 to 1 In (in steps of 0.01)
- › Adjustable Short Circuit Settings from 1.5 to 12 Ir (in steps of 0.1)
- › Adjustable Instantaneous Settings from 1.5 to 12 Ir (in steps of 0.1)
- › In-built Ground Fault Protection from 0.1 to 1 In (in steps of 0.05)
- › Adjustable Neutral Overload Protection from 50% to 160% of Ir
- › Local LCD Display Menu Navigation using Keypad
- › Modbus RTU Communication Capable
- › Switchable Thermal Memory
- › Provision for Release Testing
- › Variable trip class
- › Transparent sealable release cover
- › Compact size
- › Wide range of accessories

**Advance Metering Solution**



### Measurement & Diagnostics

- › Advanced Current based protection function via iTRP4 Release
- › Advanced Energy based protection function via iTRP5 Release
- › I<sup>2</sup>T, SI, LI-VI based over load curves
- › Advanced Protections like Maximum Demand, Phase Sequence, THD etc
- › Common Fault Indication and Diagnostic LED
- › Self, Auxiliary and Battery Mode
- › Trip & Event Records available
- › Communication module for remote monitoring & control
- › Temperature module with thermal sensors for online temperature monitoring
- › Zone Selective Interlocking (ZSI) module for system level coordination of faults

### Accessories for iTRP4 & iTRP5 [8538]

Modules	Details
Communication Module	*
Temperature Module (with Thermal Sensors)	
Zone Selective Interlocking Module	
Programmable Relay Module	


\* On request





- › Range: 16A to 800A, 50kA
- › Suitable for isolation
- › Wide Range of snap fit Internal and External Accessories

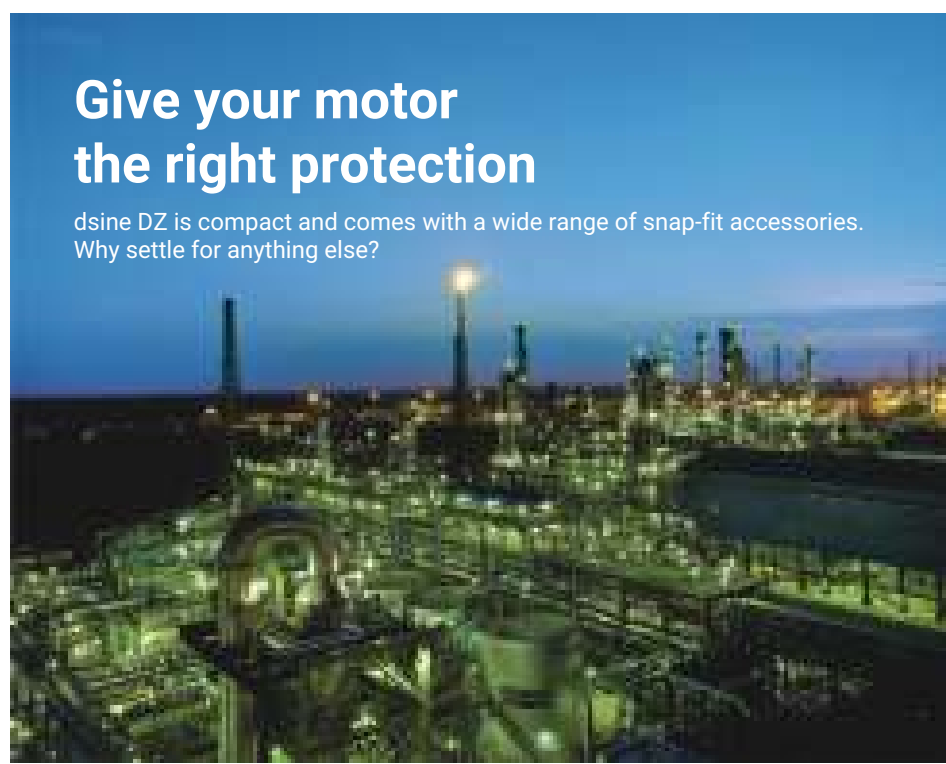
3 Pole					
Type	Current Rating (A)	Breaking Capacity Icu at 415V. AC, 50Hz. (kA)	Cat. No.	M.R.P. (₹) Per Unit	Std. Pkg. (Nos.)
DZ0-125N	32	50kA	DZ0T0032N5M1A0000	7020	1
	40		DZ0T0040N5M1A0000	7020	1
	63		DZ0T0063N5M1A0000	7020	1
	80		DZ0T0080N5M1A0000	7020	1
	100		DZ0T0100N5M1A0000	7020	1
	125		DZ0T0125N5M1A0000 ▲	9100	1
DZ1-160N/ DZ1-200N	32		DZ1T0032NXM1A0000	9190	1
	40		DZ1T0040NXM1A0000	9190	1
	63		DZ1T0063NXM1A0000	9110	1
	80		DZ1T0080NXM1A0000	9110	1
	100		DZ1T0100NXM1A0000	9110	1
	125		DZ1T0125NXM1A0000	9260	1
	160		DZ1T0160NXM1A0000	11000	1
	200		DZ1T0200NXM1A0000 ▲	20400	1
DZ4-250N	250		DZ4T0250NXM1A0000	24200	1
DZ6-400N	320		DZ6T0320NXM1A0000	30600	1
	400		DZ6T0400NXM1A0000	32100	1
DZ7-800N	500		DZ7T0500NXM1A0000	35400	1
	630		DZ7T0630NXM1A0000	37600	1
	800		DZ7T0800NXM1A0000	39200	1



▲- Spreader Terminals are included

**Note:**

Please contact nearest branch office for Fuseless Type 2 Co-ordination selection charts.  
 For Microprocessor based Motor back-up Protection MCCBs, please contact nearest branch office.  
 For lower HP Motors, Please select MMS. Details are given on page no.21



# Give your motor the right protection

dsine DZ is compact and comes with a wide range of snap-fit accessories. Why settle for anything else?



# d sine DZ 800V MCCB Range [8536]

New

Rating (A) Icu (kA) @ 800V	200	250	320	400	500	630
25/36/50	DZ6					
36/50					DZ7	



dsine-DZ TM

- > Conforms to IS/IEC 60947-2
- > 200A to 630A, 3P/4P
- > 25kA, 36kA & 50kA @800V breaking capacities
- > Rated insulation voltage: 1250V AC rms
- > Adjustable overload settings: 0.67 - 1.0 x In
- > Adjustable short-circuit settings: 6 - 12 x In\*\*
- > Transparent sealable release cover
- > Ambient Temperature Compensation
- > High Electrical & Mechanical life\*\*\*
- > Manual and Rotary versions available
- > Wide range of accessories

## d sine DZ 800V with Thermal - Magnetic Release

Type	Overload Release Range (A)	Breaking Capacity Icu at 800V AC, 50Hz. (kA)	3 Pole		4 Pole		Std. Pkg. (Nos.)
			Cat No	M.R.P. (₹) Per Unit	Cat No	M.R.P. (₹) Per Unit	
DZ6-400W	134-200	25kA	DZ6T0200WXD1A0000	*	DZ6F0200WXD1A0000	*	1
	168-250		DZ6T0250WXD1A0000		DZ6F0250WXD1A0000		1
DZ6-400Y	134-200	36kA	DZ6T0200YXD1A0000	*	DZ6F0200YXD1A0000	*	1
	168-250		DZ6T0250YXD1A0000		DZ6F0250YXD1A0000		1
	214-320		DZ6T0320YXD1A0000		DZ6F0320YXD1A0000		1
	268-400		DZ6T0400YXD1A0000		DZ6F0400YXD1A0000		1
DZ7-800Y	335-500		DZ7T0500YXD1A0000		DZ7F0500YXD1A0000		1
	422-630		DZ7T0630YXD1A0000		DZ7F0630YXD1A0000		1
DZ6-400Z	134-200	50kA	DZ6T0200Z8D1A0000	*	DZ6F0200Z8D1A0000	*	1
	168-250		DZ6T0250Z8D1A0000		DZ6F0250Z8D1A0000		1
	214-320		DZ6T0320Z8D1A0000		DZ6F0320Z8D1A0000		1
	268-400		DZ6T0400Z8D1A0000		DZ6F0400Z8D1A0000		1
DZ7-800Z	335-500		DZ7T0500ZXD1A0000		DZ7F0500ZXD1A0000		1
	422-630		DZ7T0630ZXD1A0000		DZ7F0630ZXD1A0000		1

\* Price on request

\*\* For DZ7 630A - Magnetic setting from 6 In to 10 In

\*\*\* Mechanical Life - 20000 Operations; Electrical Life - 4000 Operations (DZ6) & 2500 Operations (DZ7)

### General Information

- > Ambient temperature compensation in MCCBs helps prevent nuisance tripping by adjusting for temperature variations that affect the thermal elements. High ambient temperatures can cause premature tripping, while low temperatures may delay it. This is most suitable for Solar application.



**New**

Rating (A) Icu (kA) @ 800V	125	160	200	250	320	400	500	630	800	
25/36/50	DZ6									
36/50							DZ7			



**dsine-DZ iTRP1**

- > Conforms to IS/IEC 60947-2
- > 125A to 800A, 3P/4P
- > 25kA, 36kA & 50kA @800V breaking capacities
- > Rated insulation voltage: 1250V AC rms
- > Adjustable overload setting from 0.25 to 1.0 x In
- > Adjustable short-circuit setting from 1.5 to 12 x Ir\*\*
- > Switchable thermal memory
- > Variable trip class
- > Transparent sealable release cover
- > Ambient Temperature Compensation
- > High Electrical & Mechanical life\*\*\*
- > Manual and Rotary versions available
- > Wide range of accessories

**d sine** DZ 800V with Microprocessor Release iTRP1

Type	Overload Release Range (A)	Breaking Capacity Icu at 800V AC, 50Hz. (kA)	3 Pole		4 Pole		Std. Pkg. (Nos.)
			Cat No	M.R.P. (₹) Per Unit	Cat No	M.R.P. (₹) Per Unit	
DZ6-400W	31-125	25kA	DZ6T0125WXF1A0000	*	DZ6F0125WXF1A0000	*	1
	40-160		DZ6T0160WXF1A0000		DZ6F0160WXF1A0000		1
	50-200		DZ6T0200WXF1A0000		DZ6F0200WXF1A0000		1
	63-250		DZ6T0250WXF1A0000		DZ6F0250WXF1A0000		1
	80-320		DZ6T0320WXF1A0000		DZ6F0320WXF1A0000		1
	100-400		DZ6T0400WXF1A0000		DZ6F0400WXF1A0000		1
DZ6-400Y	31-125	36kA	DZ6T0125YXF1A0000	*	DZ6F0125YXF1A0000	*	1
	40-160		DZ6T0160YXF1A0000		DZ6F0160YXF1A0000		1
	50-200		DZ6T0200YXF1A0000		DZ6F0200YXF1A0000		1
	63-250		DZ6T0250YXF1A0000		DZ6F0250YXF1A0000		1
	80-320		DZ6T0320YXF1A0000		DZ6F0320YXF1A0000		1
	100-400		DZ6T0400YXF1A0000		DZ6F0400YXF1A0000		1
DZ7-800Y	125-500		DZ7T0500YXF1A0000		DZ7F0500YXF1A0000		1
	156-630		DZ7T0630YXF1A0000		DZ7F0630YXF1A0000		1
	200-800		DZ7T0800YXF1A0000		DZ7F0800YXF1A0000		1
DZ6-400Z	31-125	50kA	DZ6T0125Z8F1A0000	*	DZ6F0125Z8F1A0000	*	1
	40-160		DZ6T0160Z8F1A0000		DZ6F0160Z8F1A0000		1
	50-200		DZ6T0200Z8F1A0000		DZ6F0200Z8F1A0000		1
	63-250		DZ6T0250Z8F1A0000		DZ6F0250Z8F1A0000		1
	80-320		DZ6T0320Z8F1A0000		DZ6F0320Z8F1A0000		1
	100-400		DZ6T0400Z8F1A0000		DZ6F0400Z8F1A0000		1
DZ7-800Z	125-500		DZ7T0500ZXF1A0000		DZ7F0500ZXF1A0000		1
	156-630		DZ7T0630ZXF1A0000		DZ7F0630ZXF1A0000		1
	200-800		DZ7T0800ZXF1A0000		DZ7F0800ZXF1A0000		1

\* Price on request

\*\* For DZ7 630A / 800A, Magnetic setting from 1.5 In to 10 In / 1.5 In to 8 In respectively

\*\*\* Mechanical Life - 20000 Operations; Electrical Life - 4000 Operations (DZ6) & 2500 Operations (DZ7)



New

Rating (A) Icu (kA) @ 800V	125	160	200	250	320	400	500	630	800	
25/36/50	DZ6									
36/50							DZ7			



dsine-DZ iTRP3

- › Conforms to IS/IEC 60947-2
- › 125A to 800A, 3P/4P
- › 25kA, 36kA & 50kA @800V breaking capacities
- › Rated insulation voltage: 1250V AC rms
- › Adjustable overload setting from 0.25 to 1.0 x In
- › Adjustable short-circuit setting from 1.5 to 12 x Ir\*\*
- › Adjustable Instantaneous setting, 6 In & 12 In
- › Inbuilt ground fault protection from 20% to 70% of In
- › Adjustable neutral overload protection from 50% to 200% of Ir
- › Switchable thermal memory
- › Variable trip class
- › Individual fault indication LEDs
- › Transparent sealable release cover
- › Ambient Temperature Compensation
- › High Electrical & Mechanical life\*\*\*
- › Manual and Rotary versions available
- › Wide range of accessories

**d sine** DZ 800V with Microprocessor Release iTRP3

Type	Overload Release Range (A)	Breaking Capacity Icu at 800V AC, 50Hz. (kA)	3 Pole		4 Pole		Std. Pkg. (Nos.)
			Cat No	M.R.P. (₹) Per Unit	Cat No	M.R.P. (₹) Per Unit	
DZ6-400W	31-125	25kA	DZ6T0125WXH1A0000	*	DZ6F0125WXH1A0000	*	1
	40-160		DZ6T0160WXH1A0000		DZ6F0160WXH1A0000		1
	50-200		DZ6T0200WXH1A0000		DZ6F0200WXH1A0000		1
	63-250		DZ6T0250WXH1A0000		DZ6F0250WXH1A0000		1
	80-320		DZ6T0320WXH1A0000		DZ6F0320WXH1A0000		1
	100-400		DZ6T0400WXH1A0000		DZ6F0400WXH1A0000		1
DZ6-400Y	31-125	36kA	DZ6T0125YXH1A0000	*	DZ6F0125YXH1A0000	*	1
	40-160		DZ6T0160YXH1A0000		DZ6F0160YXH1A0000		1
	50-200		DZ6T0200YXH1A0000		DZ6F0200YXH1A0000		1
	63-250		DZ6T0250YXH1A0000		DZ6F0250YXH1A0000		1
	80-320		DZ6T0320YXH1A0000		DZ6F0320YXH1A0000		1
	100-400		DZ6T0400YXH1A0000		DZ6F0400YXH1A0000		1
DZ7-800Y	125-500		DZ7T0500YXH1A0000		DZ7F0500YXH1A0000		1
	156-630		DZ7T0630YXH1A0000		DZ7F0630YXH1A0000		1
	200-800		DZ7T0800YXH1A0000		DZ7F0800YXH1A0000		1
DZ6-400Z	31-125	50kA	DZ6T0125Z8H1A0000	*	DZ6F0125Z8H1A0000	*	1
	40-160		DZ6T0160Z8H1A0000		DZ6F0160Z8H1A0000		1
	50-200		DZ6T0200Z8H1A0000		DZ6F0200Z8H1A0000		1
	63-250		DZ6T0250Z8H1A0000		DZ6F0250Z8H1A0000		1
	80-320		DZ6T0320Z8H1A0000		DZ6F0320Z8H1A0000		1
	100-400		DZ6T0400Z8H1A0000		DZ6F0400Z8H1A0000		1
DZ7-800Z	125-500		DZ7T0500ZXH1A0000		DZ7F0500ZXH1A0000		1
	156-630		DZ7T0630ZXH1A0000		DZ7F0630ZXH1A0000		1
	200-800		DZ7T0800ZXH1A0000		DZ7F0800ZXH1A0000		1

\* Price on request

\*\* For DZ7 630A / 800A, Magnetic setting from 1.5 In to 10 In / 1.5 In to 8 In respectively

\*\*\* Mechanical Life - 20000 Operations; Electrical Life - 4000 Operations (DZ6) & 2500 Operations (DZ7)



# Accessories for DZ MCCBs [8538]

New



Auxiliary Contact  
Trip Alarm Contact



Shunt Release



UV Release

Internal Accessories			
Description	Cat No	M.R.P. (₹) Per Unit	Std. Pkg. (Nos.)
<b>Auxiliary Contact/ Trip Alarm Contact [8538]</b>			
DZ0 Aux/TAC 1 C/o	EM909660000	745	1
DZ1/2/4 Aux/TAC 1 C/o	EM901100000	1170	1
DZ6/7 Aux/TAC 1 C/o	EM901140000	1270	1
<b>Shunt Release [8538]</b>			
DZ0 Shunt 110/240/415V AC	EM905200M00	1005	1
DZ1/2/4 Shunt 415V AC	EM900320P00	3100	1
DZ1/2/4 Shunt 240V AC	EM900320B00	3100	1
DZ1/2/4 Shunt 110V AC	EM900320A00	3100	1
DZ1/2/4 Shunt 48V AC	EM900320J00	3100	1
DZ1/2/4 Shunt 24V AC	EM900320G00	3100	1
DZ1/2/4 Shunt 220V DC	EM900320200	3100	1
DZ1/2/4 Shunt 110V DC	EM900320100	3100	1
DZ1/2/4 Shunt 48V DC	EM900320500	3100	1
DZ1/2/4 Shunt 24V DC	EM900320400	3100	1
DZ1/2/4 Shunt 12V DC	EM900320300	3100	1
DZ6/7 Shunt 415V AC	EM900340P00	3480	1
DZ6/7 Shunt 240V AC	EM900340B00	3480	1
DZ6/7 Shunt 110V AC	EM900340E00	3480	1
DZ6/7 Shunt 48V AC	EM900340J00	3480	1
DZ6/7 Shunt 24V AC	EM900340G00	3480	1
DZ6/7 Shunt 220V DC	EM900340200	3480	1
DZ6/7 Shunt 110V DC	EM900340100	3480	1
DZ6/7 Shunt 48V DC	EM900340500	3480	1
DZ6/7 Shunt 24V DC	EM900340400	3480	1
DZ6/7 Shunt 12V DC	EM900340300	3480	1

Internal Accessories			
Description	Cat No	M.R.P. (₹) Per Unit	Std. Pkg. (Nos.)
<b>Under Voltage Release [8538]</b>			
DZ0 UVR 240V AC	EM90518B000	3050	1
DZ1/2/4 UVR 415V AC	EM90031P000	3900	1
DZ1/2/4 UVR 240V AC	EM90031B000	3900	1
DZ1/2/4 UVR 110V AC	EM90031E000	3900	1
DZ1/2/4 UVR 48V AC	EM90031J000	3900	1
DZ1/2/4 UVR 24V AC	EM90031G000	3900	1
DZ1/2/4 UVR 220V DC	EM900312000	3900	1
DZ1/2/4 UVR 110V DC	EM900311000	3900	1
DZ1/2/4 UVR 48V DC	EM900315000	3900	1
DZ1/2/4 UVR 24V DC	EM900314000	3900	1
DZ1/2/4 UVR 12V DC	EM900313000	3900	1
DZ6/7 UVR 415V AC	EM90033P000	4340	1
DZ6/7 UVR 240V AC	EM90033B000	4340	1
DZ6/7 UVR 110V AC	EM90033E000	4340	1
DZ6/7 UVR 48V AC	EM90033J000	4340	1
DZ6/7 UVR 24V AC	EM90033G000	4340	1
DZ6/7 UVR 220V DC	EM900332000	4340	1
DZ6/7 UVR 110V DC	EM900331000	4340	1
DZ6/7 UVR 48V DC	EM900335000	4340	1
DZ6/7 UVR 24V DC	EM900334000	4340	1
DZ6/7 UVR 12V DC	EM900333000	4340	1




# Accessories for DZ MCCBs [8538]

New



Direct ROM



Extended ROM



Key Lock




EOM



Spreaders Terminals



Rear Terminals



Box Clamp Terminals

External Accessories			
Description	Cat No	M.R.P. (₹) Per Unit	Std. Pkg. (Nos.)
<b>Rotary Mechanism (Direct/Extended) [8538]</b>			
DZ0 Direct ROM	EM909690000	1500	1
DZ1 Direct ROM	EM902070000	1630	1
DZ2 Direct ROM	EM902080000	1910	1
DZ4 Direct ROM	EM903860000	2220	1
DZ6 Direct ROM	EM902280000	2760	1
DZ7 Direct ROM	EM903500000	3820	1
DZ0 Extended ROM	EM909700000	2160	1
DZ1 Extended ROM	EM902090000	2200	1
DZ2 Extended ROM	EM902100000	2650	1
DZ4 Extended ROM	EM902930000	3370	1
DZ6 Extended ROM	EM902760000	4450	1
DZ7 Extended ROM	EM903810000	4660	1
<b>Panel Door mounted Key lock for Extended ROM [8301]</b>			
DZ0/1/2/4 Key Lock Type 1	EM990310000	6200	1
DZ0/1/2/4 Key Lock Type 2	EM99031000A	6200	1
DZ0/1/2/4 Key Lock Type 3	EM99031000B	6200	1
DZ0/1/2/4 Key Lock Type 12	EM99031000C	6200	1
DZ0/1/2/4 Key Lock Type 23	EM99031000D	6200	1
DZ6/7 Key Lock Type 1	EM991410000	7350	1
DZ6/7 Key Lock Type 2	EM99141000A	7350	1
DZ6/7 Key Lock Type 3	EM99141000B	7350	1
DZ6/7 Key Lock Type 12	EM99141000C	7350	1
DZ6/7 Key Lock Type 23	EM99141000D	7350	1
<b>Electrical Operating Mechanism [8538]</b>			
DZ1 240V AC	EM90490B000	37700	1
DZ2 240V AC	EM90545B000	41200	1
DZ4 240V AC		*	
DZ6 240V AC	EM90355B000	51600	1
DZ7 240V AC	EM90480B000	79500	1

\* Price on request

External Accessories			
Description	Cat No	M.R.P. (₹) Per Unit	Std. Pkg. (Nos.)
<b>Spreader Terminals (Up to 690V AC #) [8538]</b>			
DZ0-100 3 Pole	CM977850000	470	Set of 6
DZ0-100 4 Pole	CM979210000	740	Set of 8
DZ1, DZ2-160 3 Pole	EM906090000	1900	Set of 6
DZ1, DZ2-160 4 Pole	EM906100000	2490	Set of 8
DZ4-250 - 3 Pole	EM940960000	2850	Set of 6
DZ4-250 - 4 Pole	EM940970000	3800	Set of 8
DZ6-400 - 3 Pole	EM906110000	4100	Set of 6
DZ6-400 - 4 Pole	EM906120000	5510	Set of 8
DZ7-630 - 3 Pole	EM970500000	9720	Set of 6
DZ7-630 - 4 Pole	EM970520000	12400	Set of 8
DZ7-800 - 3 Pole	EM970510000	12500	Set of 6
DZ7-800 - 4 Pole	EM970530000	15400	Set of 8
<b>Rear Terminals [8538]</b>			
DZ1-160 3 Pole	EM911760000	5190	Set of 6
DZ1-160 4 Pole	EM911770000	7410	Set of 8
DZ2-160 3 Pole	EM920880000	5750	Set of 6
DZ2-160 4 Pole	EM920890000	8160	Set of 8
DZ4-250 - 3 Pole	EM940580000	6960	Set of 6
DZ4-250 - 4 Pole	EM940590000	9980	Set of 8
DZ6-400 - 3 Pole	EM960450000	9460	Set of 6
DZ6-400 - 4 Pole	EM960460000	13600	Set of 8
DZ7-800 - 3 Pole	EM970450000	11800	Set of 6
DZ7-800 - 4 Pole	EM970460000	17100	Set of 8
<b>Box Clamp Termination [8538]</b>			
DZ1, DZ2-160 3 Pole	EM921760000	4670	Set of 6
DZ1, DZ2-160 4 Pole	EM921770000	6670	Set of 8
DZ4-250 - 3 Pole	EM940940000	6260	Set of 6
DZ4-250 - 4 Pole	EM940950000	8980	Set of 8
DZ6-400 - 3 Pole	EM969850000	8510	Set of 6
DZ6-400 - 4 Pole	EM963700000	12200	Set of 8

**Note:**

Phase Barriers are supplied along with MCCBs


# For 800V Application Spreaders, please contact nearest branch office



# Accessories for DZ MCCBs [8538]

New

	DZ1	DZ2	DZ4	DZ6	DZ7
Plug-in	Full Kit				Fixed Kit + Conversion Kit
Draw-out					Fixed Kit + Conversion Kit



Plug-in



Draw-out

External Accessories			
Description	Cat No	M.R.P. (₹) Per Unit	Std. Pkg. (Nos.)
<b>Plug-in Module [8538]</b>			
DZ1 3 Pole Full Kit	EM902010000	*	1
DZ1 4 Pole Full Kit	EM902020000	*	1
DZ2 3 Pole Full Kit	EM902620000	*	1
DZ2 4 Pole Full Kit	EM902630000	*	1
DZ4 3 Pole Full Kit	EM902500000	*	1
DZ4 4 Pole Full Kit	EM902510000	*	1
DZ6 3 Pole Full Kit	EM902460000	*	1
DZ6 4 Pole Full Kit	EM902470000	*	1
DZ7-630 3 Pole Fixed Kit	EM992560000	*	1
DZ7-630 3 Pole Conversion Kit	EM992540000	*	1
DZ7-630 4 Pole Fixed Kit	EM992570000	*	1
DZ7-630 4 Pole Conversion Kit	EM992550000	*	1
DZ7-800 3 Pole Fixed Kit	EM990610000	*	1
DZ7-800 3 Pole Conversion Kit	EM990690000	*	1
DZ7-800 4 Pole Fixed Kit	EM990620000	*	1
DZ7-800 4 Pole Conversion Kit	EM990700000	*	1

\* Price on request

Description	Cat No	M.R.P. (₹) Per Unit	Std. Pkg. (Nos.)
<b>Short Terminal Shroud \$ [8538]</b>			
DZ1-160 3 Pole	EM990810000	2660	1
DZ1-160 4 Pole	EM990820000	3210	1
DZ2-160 3 Pole	EM990850000	2660	1
DZ2-160 4 Pole	EM990870000	3210	1
DZ4-250 - 3 Pole	EM990890000	2800	1
DZ4-250 - 4 Pole	EM990910000	4080	1
DZ6-400 - 3 Pole	EM990930000	3720	1
DZ6-400 - 4 Pole	EM990940000	5060	1
DZ7-630/800 - 3 Pole	EM990970000	4060	1
DZ7-630/800 - 4 Pole	EM990990000	5590	1

\$ Long Terminal Shrouds available on request

External Accessories			
Description	Cat No	M.R.P. (₹) Per Unit	Std. Pkg. (Nos.)
<b>Draw-out Module [8538]</b>			
DZ4 3 Pole Fixed Kit	EM902600000	*	1
DZ4 3 Pole Conversion Kit	EM902580000	*	1
DZ4 4 Pole Fixed Kit	EM902610000	*	1
DZ4 4 Pole Conversion Kit	EM902590000	*	1
DZ6 3 Pole Fixed Kit	EM902560000	*	1
DZ6 3 Pole Conversion Kit	EM902540000	*	1
DZ6 4 Pole Fixed Kit	EM902570000	*	1
DZ6 4 Pole Conversion Kit	EM902550000	*	1
DZ7-630 3 Pole Fixed Kit	EM991050000	*	1
DZ7-630 3 Pole Conversion Kit	EM991030000	*	1
DZ7-630 4 Pole Fixed Kit	EM991060000	*	1
DZ7-630 4 Pole Conversion Kit	EM991040000	*	1
DZ7-800 3 Pole Fixed Kit	EM904550000	*	1
DZ7-800 3 Pole Conversion Kit	EM904530000	*	1
DZ7-800 4 Pole Fixed Kit	EM904560000	*	1
DZ7-800 4 Pole Conversion Kit	EM904540000	*	1

\* Price on request

Description	Cat No	M.R.P. (₹) Per Unit	Std. Pkg. (Nos.)
<b>External Neutral CT [8504]</b>			
DZ1, DZ2 - 40A, 63A, 80A	EM905070000	2300	1
DZ1, DZ2 - 100A, 160A	EM905080000	2300	1
DZ1 - 200A	EM905090000	3400	1
DZ4 - 160A, 250A	EM905120000	4040	1
DZ6 - 250A, 400A	EM905150000	6210	1
DZ7 - 630A, 800A	EM905160000	9560	1
DZ7 - 1000A	EM973260000	10100	1
<b>Adaptor Kit for External Neutral CT [8538]</b>			
DZ1, DZ2 & DZ4 - Up to 250A	CM999940000	885	Set of 2
DZ6 - Up to 400A	CM999950000	1780	Set of 2
DZ7 - Up to 1000A	EM972270000	7040	Set of 2



# Accessories for **d sine** DZ MCCBs [8538]

New

Mechanical Interlocking Kit Range	DZ1	DZ2	DZ4	DZ6
Front Slider	✓	✓	✓	
Rear Base Plate	-	-	✓	✓
Cable Base Plate	✓	✓	✓	✓



Front Slider



Cable Base Plate



Rear Base Plate

External Accessories			
Description	Cat No	M.R.P. (₹) Per Unit	Std. Pkg. (Nos.)
<b>Mechanical Interlocking Options [8538]</b>			
<b>1. Front Slider MIL #</b>			
DZ1 Front Slider	EM903960000	3990	1
DZ2 Front Slider	EM903970000	4200	1
DZ2/DZ4 Front Slider	EM903980000	5670	1

Front Slider MIL Selection Table	DZ1	DZ2	DZ4
DZ1	✓		
DZ2		✓	✓
DZ4		✓	✓

External Accessories			
Description	Cat No	M.R.P. (₹) Per Unit	Std. Pkg. (Nos.)
<b>2. Rear Base Plate MIL #</b>			
DZ4 Mounting Plate ~	EM904000000	4140	1
DZ6 Mounting Plate ~	EM903990000	5170	1
DZ4 Rear Base Plate ~	EM903540000	20500	1
DZ4/DZ6 Rear Base Plate ~	EM903530000	25600	1

~ - 2 Nos of Mounting Plate and 1 No of Base Plate must be ordered together along with 2 Nos of MCCBs.

Rear Base Plate MIL Selection Table	Base Plate		Mounting Plate	
	EM90353	EM90354	EM90399	EM90400
DZ4-DZ4	X	1No.	X	2 Nos.
DZ4-DZ6	1No.	X	1No.	1No.
DZ6-DZ6	1No.	X	2 Nos.	X

External Accessories			
Description	Cat No	M.R.P. (₹) Per Unit	Std. Pkg. (Nos.)
<b>3. Cable Base Plate MIL #</b>			
<b>a. Base Plate with Cable (for MCCBs without Rear Terminations)#</b>			
DZ1/DZ2 Cable Base Plate \$	EM904040000	7150	1
DZ4 Cable Base Plate \$	EM904050000	8600	1
DZ6 Cable Base Plate \$	EM904060000	11200	1
<b>b. Base Plate with Cable (for MCCBs with Rear Terminations)</b>			
DZ1/DZ2 Cable Base Plate RT \$	EM904010000	7880	1
DZ4 Cable Base Plate RT \$	EM904020000	9460	1
DZ6 Cable Base Plate RT \$	EM904030000	12300	1
<b>c. Cable Types and Lengths - For DZ1/ DZ2/ DZ4/ DZ6 MCCBs (for both MCCBs with and without Rear Terminations)</b>			
L Cable (1 m Length) \$	EM004710000	1860	1
L Cable (3 m Length) \$	EM004740000	2810	1
L Cable (5 m Length) \$	EM004770000	3890	1
M Cable (1 m Length) \$	EM004720000	1860	1
M Cable (3 m Length) \$	EM004750000	2810	1
M Cable (5 m Length) \$	EM004780000	3890	1
H Cable (1 m Length) \$	EM004730000	1860	1
H Cable (3 m Length) \$	EM004760000	2810	1
H Cable (5 m Length) \$	EM004790000	3890	1

\$ - 2 Nos of Base Plate & 1 No of suitable length of Cable must be ordered together along with 2 Nos of MCCBs.

Cable Base Plate MIL Selection Table	DZ1		DZ2		DZ4		DZ6	
	EM90404	EM90401	EM90404	EM90401	EM90405	EM90402	EM90406	EM90403
DZ1	EM90404	L	L					
	EM90401		M					
DZ2	EM90404		L	L	L	M	L	M
	EM90401			M	L	M	M	H
DZ4	EM90405				L	M	L	M
	EM90402					H	M	H
DZ6	EM90406						M	H
	EM90403							H

# Common for 3P & 4P MCCBs



**d sine** DN MCCB with Thermal - Magnetic Release

Rating (A)	16	20	25	32	40	50	63	80	100	125	160	200	250	320	400	500	630
Icu=Ics (kA)*																	
25		DN0-100C							DN1-C								
36		DN0-100D/125D										DN3B					
36/50/70		DN2											DN3				



d sine TM

- › Conforms to IS/IEC 60947-2
- › 20A to 630A, 3P & 4P
- › 25kA, 36kA, 50kA & 70kA breaking capacities
- › Ics= 100% of Icu\*
- › Adjustable overload settings: 0.8 - 1.0 x In
- › Adjustable short-circuit settings: 6 - 10 x In\*\*
- › Manual & Rotary versions available
- › Wide range of accessories

Type	Thermal Release Range (A)	Breaking Capacity Icu at 415V AC, 50Hz. (kA)	3 Pole		4 Pole		Std. Pkg. (Nos.)
			Cat. No.	M.R.P. (₹) Per Unit	Cat. No.	M.R.P. (₹) Per Unit	
DN0-100D*	16-20	36	CM9789300C20G	9550	CM9791900C20G	13290	1
	20-25		CM9789300D20G	9550	CM9791900D20G	13290	1
	25-32		CM9789300E20G	9550	CM9791900E20G	13290	1
	32-40		CM9789300F20G	9550	CM9791900F20G	13290	1
	40-50		CM9789300G20G	9550	CM9791900G20G	13290	1
	50-63		CM9789300H20G	9270	CM9791900H20G	12900	1
	63-80		CM9789300J20G	9270	CM9791900J20G	12900	1
	80-100		CM9789300K20G	9270	CM9791900K20G	12900	1
DN0-125D*	100-125		CM906800OLOG	11400	CM906810OLOG	15200	1
DN0-100C	16-20	25	CM9161200COOG	9830	CM9171200COOG	13800	1
	20-25		CM9161200DOOG	9830	CM9171200DOOG	13800	1
	25-32		CM9161200EOOG	9830	CM9171200EOOG	13800	1
	32-40		CM9161200FOOG	9830	CM9171200FOOG	13800	1
	40-50		CM9161200GOOG	9830	CM9171200GOOG	13800	1
	50-63		CM9161200HOOG	9540	CM9171200HOOG	13400	1
	63-80		CM9161200JOOG	9540	CM9171200JOOG	13400	1
	80-100		CM9161200KOOG	9540	CM9171200KOOG	13400	1
DN1-250C	100-125		CM906380OLO	13800	CM906420OLO	16900	1
	125-160		CM906380OMO	17900	CM906420OMO	21700	1
	160-200		CM906380ONO	22900	CM906420ONO	27300	1
	200-250		CM906380OPO	26900	CM906420OPO	31100	1

**Note:**

Breaking Capacity : C = 25kA, D = 36kA, N = 50kA, S = 70kA

\* DN0-100D/125D : Ics= 50% Icu

\*\* For DN0, DN1, DN3B-Short Circuit Setting: 9In

For DN1-250N (50kA) please contact nearest branch office

\*\*\* From 16A to 50A, Fixed Magnetic setting (375A)



dsine DN MCCB with Thermal - Magnetic Release

Type	Thermal Release Range (A)	Breaking Capacity Icu at 415V AC, 50Hz. (kA)	3 Pole		4 Pole		Std. Pkg. (Nos.)	
			Cat. No.	M.R.P. (₹) Per Unit	Cat. No.	M.R.P. (₹) Per Unit		
DN2-250D	100-125	36	CM9200800L10G	20200	CM9210800L10G	25000	1	
	125-160		CM9200800M10G	25700	CM9210800M10G	31700	1	
	160-200		CM9200900N10G	26700	CM9210900N10G	34100	1	
	200-250		CM9200900P10G	30000	CM9210900P10G	36100	1	
DN3B-400D	250-320		CM9840100Q00G	37900	CM9840300Q00G	46200	1	
	320-400		CM9840100R00G	37900	CM9840300R00G	46200	1	
DN3-400D	250-320		CM9400500Q10G	*	CM9410500Q10G	*	1	
	320-400		CM9400500R10G	*	CM9410500R10G	*	1	
DN3-630D	400-500		CM9400600S10G	49400	CM9410600S10G	62200	1	
	500-630		CM9400600T10G	49400	CM9410600T10G	62200	1	
DN2-250N	100-125		50	CM9200500L10G	28000	CM9210500L10G	34100	1
	125-160			CM9200500M10G	29600	CM9210500M10G	37300	1
	160-200			CM9200600N10G	30600	CM9210600N10G	38400	1
	200-250			CM9200600P10G	32800	CM9210600P10G	41200	1
DN3-400N	250-320			CM9400300Q10G	41300	CM9410300Q10G	51100	1
	320-400			CM9400300R10G	41300	CM9410300R10G	51100	1
DN3-630N	400-500	CM9400400S10G		53300	CM9410400S10G	68800	1	
	500-630	CM9400400T10G		53300	CM9410400T10G	68800	1	
DN2-250S	100-125	70		CM9200200L10G	37900	CM9210200L10G	41900	1
	125-160			CM9200200M10G	40400	CM9210200M10G	45200	1
	160-200			CM9200300N10G	45000	CM9210300N10G	53400	1
	200-250			CM9200300P10G	47300	CM9210300P10G	56900	1
DN3-400S	250-320			CM9400100Q10G	51100	CM9410100Q10G	60500	1
	320-400			CM9400100R10G	51100	CM9410100R10G	60500	1
DN3-630S	400-500			CM9400200S10G	67800	CM9410200S10G	80800	1
	500-630			CM9400200T10G	67800	CM9410200T10G	80800	1

\* Price on request

**General Information**

- › Use of phase barriers is mandatory. These are supplied along with MCCBs
- › **It is recommended to use spreader terminals for enhancing termination capacity**
- › Spreader terminals are available as accessories, unless otherwise specified against cat. nos.

**Special Applications**

- › dsine/DU/DY MCCBs with TM release can be used for DC application (2P/3P/4P)
- › dsine/DU MCCBs can be used for Capacitor back-up protection
- › For Motor back-up protection, use 'M' series of MCCBs such as DN0-M, DN1-M, DN2-M, DN3-M
- › For isolator applications, use SD version (without protection release)



**d sine** DN MCCB with Microprocessor Release

Rating (A)	40	63	100	160	250	400	630	800	1000	1250	
Icu (kA)	DN2					DN3		DN4			
36/50/70/100	DN2					DN3		DN4			
50/70/100	DN2					DN3		DN4			

**d sine** DN MCCB with Microprocessor Release MTX1.0



dsine DN MTX1.0

- > Conforms to IS/IEC 60947-2
- > 40A to 1250A, 3P & 4P
- > 36kA, 50kA, 70kA and 100kA breaking capacities
- > Ics=100% Icu
- > Adjustable overload setting from 0.4 to 1.0 x In
- > Adjustable short-circuit setting from 1.5 to 8 x Ir
- > Inbuilt instantaneous Protection
- > Switchable thermal memory
- > Variable trip class
- > Front LED Indication
- > Manual & Rotary versions available
- > Wide range of accessories

Type	Release Range (A)	Breaking Capacity Icu at 415V AC, 50Hz. (kA)	3 Pole		4 Pole		Std. Pkg. (Nos.)
			Cat. No.	M.R.P. (₹) Per Unit	Cat. No.	M.R.P. (₹) Per Unit	
DN2-250D	16-40	36	CM920630000X1	28000	CM921550000X1	35200	1
	25-63		CM920710000X1	28000	CM921540000X1	35200	1
	40-100		CM920510000X1	28000	CM921530000X1	35200	1
	63-160		CM920740000X1	35400	CM921520000X1	49200	1
	100-250		CM920540000X1	36800	CM921510000X1	51000	1
	DN3-400D		160-400	CM930010000X1	45300	CM930030000X1	58600
DN3-630D	250-630	CM930050000X1	50000	CM930070000X1	66300	1	
DN2-250N	16-40	50	CM920640000X1	32800	CM921600000X1	43500	1
	25-63		CM920720000X1	32800	CM921590000X1	43500	1
	40-100		CM920520000X1	32800	CM921580000X1	43500	1
	63-160		CM920750000X1	42100	CM921570000X1	53800	1
	100-250		CM920550000X1	43400	CM921560000X1	55000	1
	DN3-400N		160-400	CM930020000X1	49500	CM930040000X1	64500
DN3-630N	250-630	CM930060000X1	54400	CM930080000X1	70900	1	
DN4-1250N	320-800	CM960210000X1	81700	CM961110000X1	103900	1	
	400-1000	CM960220000X1	120900	CM961120000X1	170200	1	
	500-1250	CM960230000X1	150900	CM961130000X1	204100	1	
DN2-250S	16-40	70	CM920650000X1	33600	CM921650000X1	41900	1
	25-63		CM920730000X1	33600	CM921640000X1	41900	1
	40-100		CM920590000X1	33600	CM921630000X1	41900	1
	63-160		CM920760000X1	44000	CM921620000X1	55100	1
	100-250		CM920560000X1	47700	CM921610000X1	68400	1
DN3-400S	160-400	CM940530000X1	63900	CM941530000X1	84400	1	
DN3-630S	250-630	CM940790000X1	68100	CM941790000X1	99100	1	
DN4-1250S	320-800	CM960250000X1	96400	CM961150000X1	126300	1	
	400-1000	CM960260000X1	138800	CM961160000X1	204400	1	
	500-1250	CM960270000X1	179700	CM961170000X1	244500	1	

**Note:**  
dsine DN-V Version (Icu=Ics=100kA) MCCBs are available on request.



**d sine** DN MCCB with Microprocessor Release MTX2.0



dsine DN MTX2.0

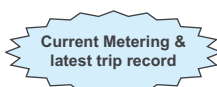
- › Conforms to IS/IEC 60947-2
- › 40A to 1250A, 3P & 4P
- › 36kA, 50kA, 70kA and 100kA breaking capacities
- › Ics=100% Icu
- › Adjustable overload setting from 0.4 to 1.0 x In
- › Adjustable short-circuit setting from 1.5 to 8 x Ir
- › Inbuilt instantaneous Protection
- › Inbuilt ground fault protection from 20%-50% of In
- › Adjustable neutral overload protection from 50% to 150% of Ir
- › Switchable thermal memory
- › Variable trip class
- › Front LED Indication
- › Panel mounted display for current metering & trip record
- › Manual & Rotary versions available
- › Wide range of accessories

Type	Release Range (A)	Breaking Capacity Icu at 415V AC, 50Hz. (kA)	3 Pole		4 Pole		Std. Pkg. (Nos.)
			Cat. No.	M.R.P. (₹) Per Unit	Cat. No.	M.R.P. (₹) Per Unit	
DN2-250D	16-40	36	CM920630000AG	47900	CM921550000AG	55100	1
	25-63		CM920710000AG	47900	CM921540000AG	55100	1
	40-100		CM920510000AG	47900	CM921530000AG	55100	1
	63-160		CM920740000AG	52100	CM921520000AG	63900	1
	100-250		CM920540000AG	52700	CM921510000AG	64700	1
DN3-400D	160-400		CM930010000AG	62400	CM930030000AG	72300	1
DN3-630D	250-630		CM930050000AG	68300	CM930070000AG	82700	1
DN2-250N	16-40	50	CM920640000AG	52100	CM921600000AG	62100	1
	25-63		CM920720000AG	52100	CM921590000AG	62100	1
	40-100		CM920520000AG	52100	CM921580000AG	62100	1
	63-160		CM920750000AG	54300	CM921570000AG	66000	1
	100-250		CM920550000AG	54700	CM921560000AG	66500	1
DN3-400N	160-400		CM930020000AG	65500	CM930040000AG	78200	1
DN3-630N	250-630		CM930060000AG	72500	CM930080000AG	93500	1
DN4-1250N	320-800		CM960210000AG	112000	CM961110000AG	132900	1
	400-1000		CM960220000AG	144200	CM961120000AG	191100	1
	500-1250		CM960230000AG	180400	CM961130000AG	233400	1
DN2-250S	16-40	70	CM920650000AG	54500	CM921650000AG	64900	1
	25-63		CM920730000AG	54500	CM921640000AG	64900	1
	40-100		CM920590000AG	54500	CM921630000AG	64900	1
	63-160		CM920760000AG	64800	CM921620000AG	72500	1
	100-250		CM920560000AG	71900	CM921610000AG	84600	1
DN3-400S	160-400		CM940530000AG	88700	CM941530000AG	111100	1
DN3-630S	250-630		CM940790000AG	96000	CM941790000AG	132000	1
DN4-1250S	320-800		CM960250000AG	128900	CM961150000AG	161200	1
	400-1000		CM960260000AG	180000	CM961160000AG	234400	1
	500-1250		CM960270000AG	221700	CM961170000AG	290800	1

**Note:**  
dsine DN-V Version (Icu=Ics=100kA) MCCBs are available on request.

**Accessories for MTX2.0 [8538]**

Modules for MTX2.0 release	Cat. No.	M.R.P. (₹) Per Unit
Current Metering Module (Display & Metering Module)	CM956980000	35700
Cable (2m length)	CM011960000	1830
Power Supply Module	CL907220000	*
UNCO Module for Status Indication & Control through communication	CL908520000	14600



\* Price on request



d sine DN MCCB with Microprocessor Release MTX3.0



dsine DN MTX3.0

- › Conforms to IS/IEC 60947-2 & IEC 60947-2
- › Range: 40A to 1250A, 3P & 4P
- › Choice of 36kA / 50kA / 70kA / 100kA breaking capacities
- › Ics = 100% Icu
- › Suitable for Isolation
- › Adjustable Over Load from 0.4 - 1.0 x In
- › Adjustable Short Circuit from 1.5 - 8 x Ir with selectable time delay
- › Instantaneous protection with fine settings
- › Inbuilt ground fault protection from 10% - 50% of In
- › Adjustable neutral overload protection available : 50% to 150% of Ir
- › Advanced Current, Voltage, Frequency & Power based protections
- › Other Protections like Maximum Demand, Phase Sequence, THD etc.
- › Comprehensive Current, Power, Energy, PF, MD, THD metering
- › Provision of Thermal Memory : ON/OFF
- › Variable trip class at 1.5 Ir, 6 Ir & 7.2 Ir
- › Front LED indication of Over Load, short circuit & earth fault
- › Panel mounted display available for advanced protections & metering
- › Communication capable release
- › Manual & Rotary versions available
- › For 3 phase 4 wire system, External neutral CTs available for 3P MCCBs
- › Wide Range of snap fit Internal and External Accessories

Type	Release Range (A)	Breaking Capacity Icu at 415V AC, 50Hz. (kA)	3 Pole		4 Pole		Std. Pkg. (Nos.)
			Cat. No.	M.R.P. (₹) Per Unit	Cat. No.	M.R.P. (₹) Per Unit	
DN2-250D	16 - 40	36	CM920630000BG	*	CM921550000BG	*	1
	25 - 63		CM920710000BG		CM921540000BG		1
	40 - 100		CM920510000BG		CM921530000BG		1
	63 - 160		CM920740000BG		CM921520000BG		1
	100 - 250		CM920540000BG		CM921510000BG		1
DN3-400D	160 - 400		CM930010000BG		CM930030000BG		1
DN3-630D	250 - 630		CM930050000BG		CM930070000BG		1
DN2-250N	16 - 40	50	CM920640000BG	*	CM921600000BG	*	1
	25 - 63		CM920720000BG		CM921590000BG		1
	40 - 100		CM920520000BG		CM921580000BG		1
	63 - 160		CM920750000BG		CM921570000BG		1
	100 - 250		CM920550000BG		CM921560000BG		1
DN3-400N	160 - 400		CM930020000BG		CM930040000BG		1
DN3-630N	250 - 630		CM930060000BG		CM930080000BG		1
DN4-1250N	320 - 800		CM960210000BG		CM961110000BG		1
	400 - 1000		CM960220000BG		CM961120000BG		1
	500 - 1250		CM960230000BG		CM961130000BG		1
DN2-250S	16 - 40	70	CM920650000BG	*	CM921650000BG	*	1
	25 - 63		CM920730000BG		CM921640000BG		1
	40 - 100		CM920590000BG		CM921630000BG		1
	63 - 160		CM920760000BG		CM921620000BG		1
	100 - 250		CM920560000BG		CM921610000BG		1
DN3-400S	160 - 400		CM940530000BG		CM941530000BG		1
DN3-630S	250 - 630		CM940790000BG		CM941790000BG		1
DN4-1250S	320 - 800		CM960250000BG		CM961150000BG		1
	400 - 1000		CM960260000BG		CM961160000BG		1
	500 - 1250		CM960270000BG		CM961170000BG		1

**Note:**  
dsine DN-V Version (Icu=Ics=100kA) MCCBs are available on request.

Accessories for MTX3.0 [8538]

Modules for MTX3.0 release	Cat. No.	M.R.P. (₹) Per Unit
Communication Module	CM956800000	*
Voltage Module	CM956850000	
Display Module	CM956760000	
Power Supply Module	CL907220000	*
UNCO Module for Status Indication & Control through communication	CL908520000	14600

\* Price on request




**d sine DN MCCBs for Motor back-up Protection**



- › Range: 32A to 630A, 50kA
- › Suitable for isolation
- › Wide Range of snap fit Internal and External Accessories

3 Pole					
Type	Current Rating (A)	Breaking Capacity Icu at 415V. AC, 50Hz. (kA)	Cat. No.	M.R.P. (₹) Per Unit	Std. Pkg. (Nos.)
DN0-100M	32	50	CM9894400EO	6380	1
	40		CM9894400FO	6380	1
	50		CM9894400GO	6380	1
	63		CM9894400HO	6380	1
	80		CM9894400JO	6380	1
	100		CM9894400KO	6380	1
DN1-160M	100		CM9034500KO	10600	1
	125		CM9034500LO	10800	1
	160		CM9034500MO	12900	1
DN2-250M	200		CM9217100NOOG	16500	1
	250		CM9217100POOG	22000	1
DN3-400M	320		CM9451600QOOG	27800	1
	400		CM9451600ROOG	29200	1
DN3-630M	500		CM9451500SOOG	32200	1
	630		CM9451500TOOG	32700	1



Representative Application Image

**Note:**

Please contact nearest branch office for fuseless type 2 co-ordination selection chart  
For lower HP Motors, Please select MMS. Details are given on page no.21

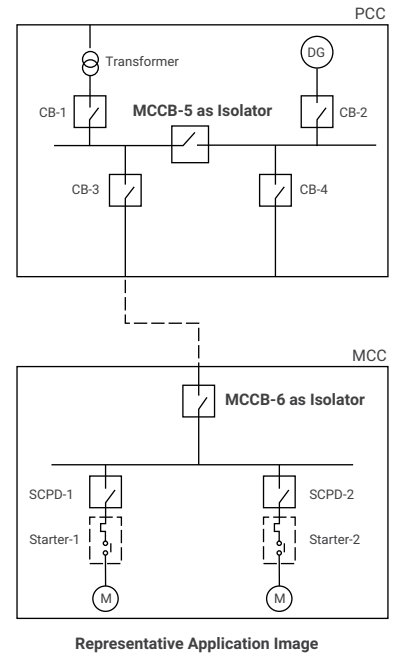


d sine DN Switch Disconnecter - SD (MCCBs without protection release)




- › Used as switching devices for isolation
- › Range: 32A to 1250A, 3P & 4P
- › Suitable for isolation
- › Wide Range of snap fit Internal and External Accessories

Type	Current Rating (A)	3 Pole		4 Pole		Std. Pkg. (Nos.)
		Cat. No.	M.R.P. (₹) Per Unit	Cat. No.	M.R.P. (₹) Per Unit	
DN0-160SD	32	CM9071600EO	7430	CM9071700EO	9900	1
	63	CM9071600HO	7430	CM9071700HO	9900	1
	100	CM9071600KO	8870	CM9071700KO	11600	1
	125	CM9071600LO	9810	CM9071700LO	12900	1
	160	CM9071600MO	10600	CM9071700MO	13700	1
DN2-250SD	200	CM9681400NOOG	21100	CM9681500NOOG	28100	1
	250	CM9680200POOG	22700	CM9680300POOG	30100	1
DN3B-400SD	320	CM9841000QOOG	33600	CM9841200QOOG	43600	1
	400	CM9841000ROOG	33600	CM9841200ROOG	43600	1
DN3-630SD	500	CM9680600SOOG	38100	CM9680700SOOG	52000	1
	630	CM9680600TOOG	38100	CM9680700TOOG	52000	1
DN4-1250SD	800	CM9304100UO	75900	CM9304200UO	93700	1
	1000	CM9304100VO	101000	CM9304200VO	129000	1
	1250	CM9304100AO	134000	CM9304200AO	166000	1



Automatic Source Transfer System (ASTS)

- › 128x80 pixel, backlit LCD screen with 4 grey levels
- › Advanced programmable I/O function
- › Management of automatic generator start/stop
- › Controls of UV, OV, phase loss, asymmetry, minimum frequency, maximum frequency, with independent enabling and time delay



Automatic Transfer Controllers (ATC) [9032]

Type	Cat. No.	M.R.P. (₹) Per Unit	Std. Pkg. (Nos.)
AuXC-2000 controller**	ATC20000000	33200	1

Can be used along with ACB, Motorised MCCBs, MCX contactors & Motorised Changeover switches

Note:  
\*\* For communication version of AuXC controller refer page no-6

2 d sine MCCBs + 2 SE-EOM + 2 ATAC + 1 MIL kit

For AuXC 2000/2100 programming videos and more details please scan the QR code or click here



Frame	Accessories	Total Set M.R.P. (₹)	Remarks
DN2	2 Nos : SEOMs with Aux + Trip Alarm Contact	118840	Add MRPs of Similar 2 MCCBs of DN2 of desired no. of Poles, Breaking Cap. & Release to arrive at ASTS Solution.
DN3-400	+ 1 No. : MIL	141360	Add MRPs of Similar 2 MCCBs of DN3 of desired no. of Poles, Breaking Cap. & Release to arrive at ASTS Solution.
DN3-630	+ 1 No. : AuXC2000	142360	

Note:  
Picture shown is for representation purpose only, MCCB + EOM + ATAC combination, MIL kit & AuXC-2000 to be purchased separately & assembled at site.



# Accessories for DN MCCBs [8538]



Description	Internal		
	Cat. No.	M.R.P. (₹) Per Unit	Std. Pkg. (Nos.)
<b>Auxiliary Contact [8538]</b>			
DN0, DN1 - 1 C/O - Right	CM978860000	1170	1
DN0, DN1 - 2 C/O - Right	CM978870000	2070	1
DN2, DN3B, DN3, DN4 - 1 C/O	CM998010000	1360	1
DN2, DN3B, DN3, DN4 - 2 C/O	CM998020000	2630	1
<b>Trip Alarm Contact [8538]</b>			
DN0, DN1 - 1 C/O - Right	CM978880000	1170	1
DN0, DN1 - 2 C/O - Right	CM978890000	2070	1
DN2, DN3B, DN3, DN4 - 1 C/O - Right	CM998030000	1430	1
<b>Auxiliary 1 C/O + TAC 1 C/O [8538]</b>			
DN0, DN1 - Right	CM978900000	1990	1
DN2, DN3B, DN3, DN4 - Right	CM998040000	2630	1
<b>Shunt Release [8538]</b>			
DN0, DN1 - 24V DC - Left	CM914020400	2310	1
DN0, DN1 - 110V AC - Left	CM978830A00	2310	1
DN0, DN1 - 240/415V AC - Left	CM978830M00	2310	1
DN2, DN3 - 110V DC - Left	CM998070000	4090	1
DN2, DN3B, DN3, DN4 - 110/240/415V AC, 220V DC	CM998050000	3410@	1
DN2, DN3B, DN3 - 24V DC	CM989760400	3410@	1
<b>Under Voltage Release [8538]</b>			
DN0, DN1 - 240V AC - Left	CM97892B000	3840	1
DN2, DN3B, DN3 - 240V AC - Left	CM99986B000	4740**	1
DN4 - 240V AC - Left	CM999060000	5410**	1

@ - 'NO' of control contactor to be connected in series for DC control supply  
 \*\* Use these UV Cat. Nos. with Grey look MCCBs only

Description	External		
	Cat. No.	M.R.P. (₹) Per Unit	Std. Pkg. (Nos.)
<b>External Neutral CT [8504]</b>			
DN2 - 40A	CM999460000	2060	1
DN2 - 63A	CM999470000	2060	1
DN2 - 100A	CM999480000	2060	1
DN2 - 160A	CM999490000	2950	1
DN2 - 250A	CM999500000	2950	1
DN3 - 400A	CM999540000	6030	1
DN3 - 630A	CM999550000	6030	1
DN4 - 800A	CM998890000	9240	1
DN4 - 1000A	CM998900000	9640	1
DN4 - 1250A	CM998910000	10700	1
<b>Adaptor kit for External Neutral CT [8538]</b>			
DN2 - 250	CM999940000	885	Set of 2
DN3 - 400	CM999950000	1780	Set of 2
DN3 - 630	CM999970000	1790	Set of 2
DN4 - 800	CM999960000	3090	Set of 2
DN4 - 1000	CM909660000	6530	Set of 4
DN4 - 1250	CM999980000	11100	Set of 2



Description	External		
	Cat. No.	M.R.P. (₹) Per Unit	Std. Pkg. (Nos.)
<b>Rotary Handle [8538]</b>			
DN0 Direct ROM	CM978950000	1490	1
DN1 Direct ROM	CM980400000	1600	1
DN2 Direct ROM	CM998290000	1650	1
DN3B, DN3 Direct ROM	CM998600000	2470	1
DN0 Extended ROM	CM978960000	1930	1
DN1 Extended ROM	CM980410000	2060	1
DN2 Extended ROM	CM998300000	2490	1
DN3B, DN3 Extended ROM	CM998610000	4060	1
DN4 Extended ROM	CM998840000	5150	1
<b>Panel door mounted Key lock for Extended ROM # [8301]</b>			
Type 1	CM99958T0000	6870	1
Type 2	CM99958T000A	6870	1
Type 3	CM99958T000B	6870	1
Type 12	CM99958T000C	6870	1
Type 23	CM99958T000D	6870	1

# - Can be used with dsine DN & DU new look extended ROM



Spreader Terminals



MIL Kit - Base Mounted

Description	External		
	Cat. No.	M.R.P. (₹) Per Unit	Std. Pkg. (Nos.)
<b>Spreader Terminals [8538]</b>			
DN0-100 - 3 Pole	CM977850000	470	Set of 6
DN0-125D - 3 Pole	CM9068700LO	610	Set of 6
DN1, DN2 - 250 - 3 Pole	ST980530000	2020	Set of 6
DN3B/DN3 - 400 - 3 Pole	ST980650000	3910	Set of 6
DN3-630 - 3 Pole	ST980540000	4530	Set of 6
DN4-800 - 3 Pole	CM9116100UO	9540	Set of 6
DN4-1000 - 3 Pole	CM9116100VO	19100	Set of 12
DN4-1250 - 3 Pole	CM9116100AO	37700	Set of 6
DN0-100 - 4 Pole	CM979210000	740	Set of 8
DN0-125D - 4 Pole	CM9068800LO	880	Set of 8
DN1, DN2 - 250 - 4 Pole	CM920070000	2680	Set of 8
DN3B/DN3-400 - 4 Pole	ST980660000	5620	Set of 8
DN3-630 - 4 Pole	CM920040000	5750	Set of 8
DN4-800 - 4 Pole	ST903620000	12200	Set of 8
DN4-1000 - 4 Pole	CM9006400VO	24300	Set of 16
DN4-1250 - 4 Pole	ST980580000	48300	Set of 8
<b>Mechanical Interlock Kit - Base Plate [8538]</b>			
DN2-250	CM997310000	7780	1
DN3-400	CM997320000	11900	1
DN3-630	CM998540000	12900	1
<b>DIN rail kit [8538]</b>			
DN0	CM909440000	175	1

**Note:**  
 Phase Barriers are supplied along with MCCBs

## DU/DY MCCB Range [8536]

### DU/DY with Thermal - Magnetic Release :

Rating (A)	16	20	25	32	40	50	63	80	100	125	160	200	250	320	400
Icu (kA)															
10	DY125U										DY250U1				
18	DU100D								DU125D						
25											DU250C				
30	DU100H								DU125H						
36											DU250				
50											DU400N				

### DY125U MCCBs



- › Conforms to IS/IEC 60947-2, IEC 60947-2 & EN 60947-2
- › Range: 16A to 125A, 2P/3P/4P
- › Ics=100% of Icu
- › High Electrical & Mechanical life
- › Thermal Magnetic Release
- › No Load-Line Bias
- › ON-TRIP-OFF indication
- › Suitable for Isolation
- › Common SS Enclosure for 3P & 4P

Type	Current Rating (A)	Breaking Capacity Icu (kA)	2 Pole		Breaking Capacity Icu (kA)	3 Pole		4 Pole		Std. Pkg. (Nos.)
			Cat. No.	M.R.P. (₹) Per Unit		Cat. No.	M.R.P. (₹) Per Unit	Cat. No.	M.R.P. (₹) Per Unit	
DY125U	16	AC : 25kA @ 240V AC, 50 Hz/60 Hz DC : 10kA @ 250V DC (2P in series)	EM9098200B0	2000	AC : 10kA @ 415V AC, 50 Hz/60 Hz DC : 10kA @ 250V DC (3P in series)	EM9098300B0	2450	EM9098400B0	3290	1
	20		EM9098200C0	2000		EM9098300C0	2450	EM9098400C0	3290	1
	25		EM9098200D0	2000		EM9098300D0	2450	EM9098400D0	3290	1
	32		EM9098200E0	2000		EM9098300E0	2450	EM9098400E0	3290	1
	40		EM9098200F0	2000		EM9098300F0	2450	EM9098400F0	3290	1
	50		EM9098200G0	2000		EM9098300G0	2450	EM9098400G0	3290	1
	63		EM9098200H0	1940		EM9098300H0	2380	EM9098400H0	3190	1
	80		EM9098200J0 ▲	2140		EM9098300J0 ▲	2680	EM9098400J0 ▲	3690	1
	100		EM9081200J0	1940		EM9081300J0	2380	EM9081400J0	3190	1
			EM9098200K0 ▲	2140		EM9098300K0 ▲	2680	EM9098400K0 ▲	3690	1
			EM9081200K0	1940		EM9081300K0	2380	EM9081400K0	3190	1
125	EM9098200L0 ▲	3000	EM9098300L0 ▲	3930	EM9098400L0 ▲	4820	1			

▲- Spreader Terminals are included

Note: 2 Pole in 3 Pole frame size

Phase barriers are supplied with all MCCBs

### Accessories for DY125U MCCBs [8538]



Auxiliary/Trip Alarm Contact




Shunt Release



Spreader Terminals



Direct ROM



Extended ROM

Description	Internal		
	Cat. No.	M.R.P. (₹) Per Unit	Std. Pkg. (Nos.)
<b>Auxiliary/Trip Alarm Contact</b>			
1C/O	EM909660000	745	1
<b>Shunt Release</b>			
Short Rated 110/240/415V AC	EM905200M00	1005	1
<b>Under Voltage Release</b>			
240V AC	EM90518B000	3050	1

Description	External		
	Cat. No.	M.R.P. (₹) Per Unit	Std. Pkg. (Nos.)
<b>Spreader Terminals</b>			
2 Pole (upto 100A)	CM977850002	310	Set of 4
3 Pole (upto 100A)	CM977850000	470	Set of 6
4 Pole (upto 100A)	CM979210000	740	Set of 8
<b>Rotary Handle</b>			
Direct ROM	EM909690000	1500	1
Extended ROM	EM909700000	2160	1
<b>SS Enclosure</b>			
Size I Enclosure for 3P & 4P	CM909960000	2450	1



## DU MCCB Range [8536]

### 3 Pole / 4 Pole MCCBs DU100D/DU125D MCCBs



- › Conforms to IS/IEC 60947-2 & IEC 60947-2
- › Range: 20A to 125A, 3P & 4P
- › Ics=100% of Icu
- › Compact size
- › Common SS Enclosure for 3P & 4P
- › Wide Range of snap fit Internal and External Accessories
- › Adjustable Overload Setting: 0.8 - 1.0 x In

Type	Thermal Release Range (A)	Breaking Capacity Icu at 415V AC 50Hz. (kA)	3 Pole		4 Pole		Std. Pkg. (Nos.)
			Cat. No.	M.R.P. (₹) Per Unit	Cat. No.	M.R.P. (₹) Per Unit	
DU100D	16-20	18	CM9051700CO	5240	CM9051800CO	6790	1
	20-25		CM9051700DO	5240	CM9051800DO	6790	1
	25-32		CM9051700EO	5240	CM9051800EO	6790	1
	32-40		CM9051700FO	5240	CM9051800FO	6790	1
	40-50		CM9051700GO	5240	CM9051800GO	6790	1
	50-63		CM9051700HO	5090	CM9051800HO	6590	1
	63-80		CM9051700JO	5090	CM9051800JO	6590	1
	80-100		CM9051700KO	5090	CM9051800KO	6590	1
DU125D	100-125		CM9067600LO	6170	CM9067700LO	8160	1

**Note:**  
DIN rail kit available as an accessory. Please refer DU100D/DU125D accessories table.

### 2 Pole / 3 Pole / 4 Pole MCCBs DU100H/DU125H MCCBs



- › Conforms to IS/IEC 60947-2 & IEC 60947-2
- › Range: 20A to 125A, 2P, 3P & 4P
- › Compact size
- › Common SS Enclosure for 2P, 3P & 4P
- › Wide Range of snap fit Internal and External Accessories
- › Adjustable Overload Setting: 0.8 - 1.0 x In

Type	Thermal Release Range (A)	Breaking Capacity Icu (kA)	2 Pole		Breaking Capacity Icu at 415V AC 50Hz. (kA)	3 Pole		4 Pole		Std. Pkg. (Nos.)
			Cat. No.	M.R.P. (₹) Per Unit		Cat. No.	M.R.P. (₹) Per Unit	Cat. No.	M.R.P. (₹) Per Unit	
DU100H	16-20	AC : 65kA @ 240V AC, 50Hz DC : 15kA @ 250V DC, (2P in Series) L/R < 15 msec.	CM9789800C2	4130	30	CM9789400C2	5880	CM9793300C2	7840	1
	20-25		CM9789800D2	4130		CM9789400D2	5880	CM9793300D2	7840	1
	25-32		CM9789800E2	4130		CM9789400E2	5880	CM9793300E2	7840	1
	32-40		CM9789800F2	4130		CM9789400F2	5880	CM9793300F2	7840	1
	40-50		CM9789800G2	4130		CM9789400G2	5880	CM9793300G2	7840	1
	50-63		CM9789800H2	4010		CM9789400H2	5710	CM9793300H2	7610	1
	63-80		CM9789800J2	4010		CM9789400J2	5710	CM9793300J2	7610	1
	80-100		CM9789800K2	4010		CM9789400K2	5710	CM9793300K2	7610	1
DU125H	100-125		CM9119800LO	6230		CM9067800LO	6650	CM9067900LO	8690	1

**Note:** 2 Pole in 3 pole frame size

DIN rail kit available as an accessory. Please refer DU100H/DU125H accessories table.

### Accessories for DU100D/DU125D/DU100H/DU125H MCCBs [8538]



Auxiliary Contact



ATAC



Shunt Release



UV Release



Spreader Terminals



Direct ROM



Extended ROM

Description	Internal		
	Cat. No.	M.R.P. (₹) Per Unit	Std. Pkg. (Nos.)
<b>Auxiliary Contact</b>			
1 C/O - Right	CM978860000	1170	1
2 C/O - Right	CM978870000	2070	1
<b>Trip Alarm Contact</b>			
1 C/O - Right	CM978880000	1170	1
2 C/O - Right	CM978890000	2070	1
<b>Auxiliary + Trip Alarm Contact</b>			
1 C/O + 1C/O - Right	CM978900000	1990	1
<b>Shunt Release</b>			
24V DC - Left	CM914020400	2310	1
110V AC - Left	CM978830A00	2310	1
240/415V AC - Left	CM978830M00	2310	1
<b>Under Voltage Release</b>			
240V AC - Left	CM97892B000	3840	1

Description	External		
	Cat. No.	M.R.P. (₹) Per Unit	Std. Pkg. (Nos.)
<b>Spreader Terminals</b>			
DU100H - 2 Pole	CM977850002	310	Set of 4
DU125H - 2 Pole	CM9119900LO	395	Set of 4
DU100D/DU100H - 3 Pole	CM977850000	470	Set of 6
DU125D/DU125H - 3 Pole	CM9068700LO	610	Set of 6
DU100D/DU100H - 4 Pole	CM979210000	740	Set of 8
DU125D/DU125H - 4 Pole	CM9068800LO	880	Set of 8
<b>Rotary Handle</b>			
DU100D/DU125D/ Direct ROM	CM978950000	1490	1
DU100H/DU125H Extended ROM	CM978960000	1930	1
<b>DIN rail kit</b>			
DU100D/DU125D/DU100H/DU125H	CM909440000	175	1
<b>SS Enclosure</b>			
Size I Enclosure	CM909960000	2450	1

**Note:** Phase Barriers are supplied along with all MCCBs



## DU/DY MCCB Range [8536]

### 2 Pole / 3 Pole / 4 Pole MCCBs DY250U1/DU250C/DU250/DU400N MCCBs



- › Conforms to IS/IEC 60947-2 & IEC 60947-2
- › Range: 160A to 400A, 2P, 3P & 4P
- › Common SS Enclosure for 2P, 3P & 4P\*
- › Compact size
- › Wide Range of snap fit Internal and External Accessories
- › Adjustable Overload Setting: 0.8 - 1.0 x In

Type	Thermal Release Range (A)	Breaking Capacity Icu (kA)	2 Pole		Breaking Capacity Icu (kA)	3 Pole		4 Pole		Std. Pkg. (Nos.)
			Cat. No.	M.R.P. (₹) Per Unit		Cat. No.	M.R.P. (₹) Per Unit	Cat. No.	M.R.P. (₹) Per Unit	
DY250U1	125-160	-	-	-	10	CM9819500MO▲	7060	CM9819600MO▲	9530	1
	160-200					CM9819500NO▲	8220	CM9819600NO▲	10700	1
	200-250					CM9819500PO▲	10700	CM9819600PO▲	14400	1
DU250C	125-160	-	-	-	25	CM9063100MO	8930	CM9063400MO	11400	1
	160-200					CM9063100NO	10800	CM9063400NO	13700	1
	200-250					CM9063100PO	11900	CM9063400PO	15700	1
DU250	125-160	AC : 65kA @ 240V AC, 50Hz DC : 15kA for DU250 @250V DC & 25kA for DU400N @ 250V DC, (2P in Series) L/R < 15 msec.	CM9090500MO	7620	36	CM980620000	10400	CM9806500MO	12800	1
	160-200		CM9090500NO	8810		CM980610000	12700	CM9806500NO	17200	1
	200-250		CM9090500PO	9860		CM980600000	14200	CM9806500PO	18800	1
DU400N	250-320		CM9088600QO	17800	50	CM9840200QO	21300	CM9840400QO	26100	1
	320-400		CM9088600RO	17800		CM9840200RO	21300	CM9840400RO	26100	1

▲ - Spreader Terminals are included

Note: 2 Pole in 3 Pole frame size \* For DU250/DU250C

### Accessories for DY250U1/DU250/DU250C MCCBs [8538]

Description	Internal		
	Cat. No.	M.R.P. (₹) Per Unit	Std. Pkg. (Nos.)
<b>Auxiliary Contact</b>			
1 C/O - Right	CM978860000	1170	1
2 C/O - Right	CM978870000	2070	1
<b>Trip Alarm Contact</b>			
1 C/O - Right	CM978880000	1170	1
2 C/O - Right	CM978890000	2070	1
<b>Auxiliary + Trip Alarm Contact</b>			
1 C/O + 1C/O - Right	CM978900000	1990	1
<b>Shunt Release</b>			
24V DC - Left	CM914020400	2310	1
110V AC - Left	CM978830A00	2310	1
240/415V AC - Left	CM978830M00	2310	1
<b>Under Voltage Release</b>			
240V AC - Left	CM97892B000	3840	1

Description	External		
	Cat. No.	M.R.P. (₹) Per Unit	Std. Pkg. (Nos.)
<b>Spreader Terminals</b>			
DU250 - 2 Pole	CM909600000	1580	Set of 4
DU250C/DU250 - 3 Pole	ST980530000	2020	Set of 6
DU250C/DU250 - 4 Pole	CM920070000	2680	Set of 8
<b>Rotary Handle</b>			
Direct ROM	CM980400000	1600	1
Extended ROM	CM980410000	2060	1
<b>SS Enclosure</b>			
Size II Enclosure	CM910030000	5620	1

Note: Phase Barriers are supplied along with all MCCBs

### Accessories for DU400N MCCBs [8538]



Auxiliary Contact



TAC



Shunt Release



UV Release



Spreader Terminals



Direct ROM



Extended ROM

Description	Internal		
	Cat. No.	M.R.P. (₹) Per Unit	Std. Pkg. (Nos.)
<b>Auxiliary Contact</b>			
1 C/O	CM998010000	1360	1
2 C/O	CM998020000	2630	1
<b>Trip Alarm Contact</b>			
1 C/O - Right	CM998030000	1430	1
<b>Auxiliary + Trip Alarm Contact</b>			
1 C/O + 1C/O - Right	CM998040000	2630	1
<b>Shunt Release</b>			
110/240/415V AC, 220V DC	CM998050000	3410@	1
24V DC	CM989760400	3410@	1
<b>Under Voltage Release</b>			
240V AC - Left	CM99986B000	4740	1

Description	External		
	Cat. No.	M.R.P. (₹) Per Unit	Std. Pkg. (Nos.)
<b>Spreader Terminals</b>			
2 Pole	CM909640000	2460	Set of 4
3 Pole	ST980650000	3910	Set of 6
4 Pole	ST980660000	5620	Set of 8
<b>Rotary Handle</b>			
Direct ROM	CM998600000	2470	1
Extended ROM	CM998610000	4060	1


Note:

Phase Barriers are supplied along with all MCCBs

All internal accessories & ROMs are common for 2P MCCBs

@ - 'NO' of control contactor to be connected in series for DC control supply

## SS Enclosure for MCCBs [8538]



Size I & Size II Enclosures

**Note:**  
Pictorial is for representation purpose only.  
Does not include cabling. MCCB to be purchased separately.


### Perfect home for your MCCB

- › Superior Aesthetics
- › Common Enclosure for 3P and 4P MCCBs
- › Generous space for cable termination
- › In-built neutral Link for TPN system
- › IK08 and IP30 Protection
- › Mounting holes for easy wall mounting
- › Louvers for better heat dissipation
- › Effortless Installation
- › Size I suitable up to 125A MCCBs, 36kA
- › Size II suitable from 160A to 250A MCCBs, 50kA


Separate cable gland box NOT required



Description	Cat. No.	M.R.P. (₹) Per Unit	Std. Pkg. (Nos.)
Size I Enclosure for DU100H/DU125H/DU100D/DU125D/DN0/DY125U	CM909960000	2450	1
Size II Enclosure for DY250U1/DU250C/DU250/DN1	CM910030000	5620	1



Easy wall Mounting



In-built Neutral Link



Better Heat Dissipation

## Ground Fault Module [8538]

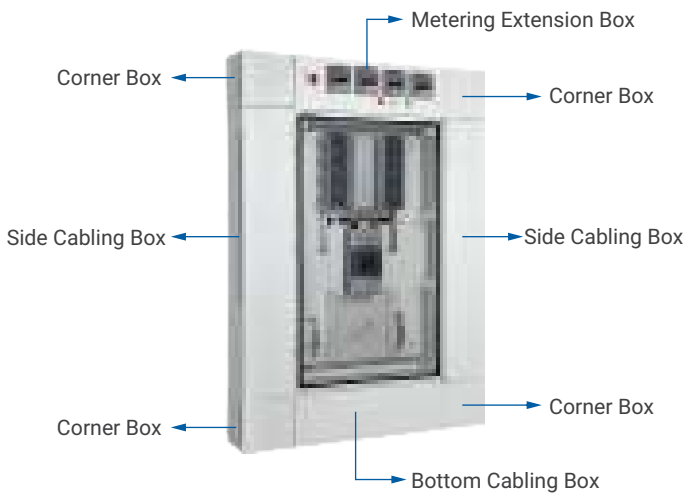


- › Provides protection against ground fault
- › GF Module for ground fault protection can be used with all Thermal Magnetic MCCBs
- › Adjustable ground fault sensitivity selection: 10% - 50% of In
- › Adjustable time delay: 100ms / 200ms
- › Test facility to check healthiness of ground fault protection system without tripping MCCB
- › Suitable for 3 phase 3 wire & 3 phase 4 wire electrical distribution network with cable termination
- › LED for earth fault indication

Ground Fault Protection					
Type	Range (A)	Cat. No.	M.R.P. (₹) Per Unit	CT	Std. Pkg. (Nos.)
GF1	100 - 200A	ST277450000	11300	Built in CBCT	1
GF2	200 - 400A	ST277460000	17300	Built in CBCT	1
GF11	up to 800A	ST285940000	10500 #	External CT required	1

# External CTs of 5P10 class with secondary rating of 1A or 5A





### Range Highlights

- > Sub Main Distribution Board (SMDB) with MCCB as incomer and MCCBs as outgoing devices
- > Conforms to IEC 61439-2
- > DEKRA and ASTA certified
- > Rating up to 630 A
- > Short-time withstand current
  - » 250A & 400A SMDB - 36 kA 1s
  - » 630A SMDB - 50 kA 1s
- > Ingress protection - IP 43
- > Choice in number of outgoing ways - 4, 8, 12 and 16
- > Ready to use, off the shelf solution
- > Suitable for [d sine](#) range of MCCBs
- > Metering & cabling extensions are available as accessories

### ENERSYS-S SMDB

Description	Cat. No.	No of ways		M.R.P. (₹) Per Unit	Height (H) (mm)	Width (W) (mm)	Depth (D) (mm)
		250A	100A				
SMDB - TN250D, O/G 100A 4 ways	DA20D1044CZZO	-	4	53760	637	670	208.5
SMDB - TN250D, O/G 100A 8 ways	DA20D1084CZZO	-	8	65385	787	670	208.5
SMDB - TN250D, O/G 100A 12 ways	DA20D1124CZZO	-	12	82245	937	670	208.5
SMDB - TN250D, O/G 100A 16 ways	DA20D1164CZZO	-	16	96655	1087	670	208.5
SMDB - TN400D, O/G 100A 4 ways	DA40D1044CZZO	-	4	60240	937	670	208.5
SMDB - TN400D, O/G 100A 8 ways	DA40D1084CZZO	-	8	68640	1087	670	208.5
SMDB - TN400D, O/G 100A 12 ways	DA40D1124CZZO	-	12	88255	1237	670	208.5
SMDB - TN400D, O/G 100A 16 ways	DA40D1164CZZO	-	16	104025	1387	670	208.5
SMDB - TN630D, O/G 100A 8 ways	DA60D1084CZZO	-	8	113810	1287	870	208.5
SMDB - TN630D, O/G 100A 12 ways	DA60D1124CZZO	-	12	153700	1507	870	208.5
SMDB - TN630D, O/G 100A 16 ways	DA60D1164CZZO	-	16	168475	1507	870	208.5
SMDB - TN630D, O/G 250A 4 ways	DA62D1044CZZO	4	-	110840	1067	870	208.5
SMDB - TN630D, O/G 250A 8 ways	DA62D1084CZZO	8	-	124140	1287	870	208.5
SMDB - TN630D, O/G 250A 12 ways	DA62D1124CZZO	12	-	159610	1507	870	208.5
SMDB - TN630D, O/G 250A 16 ways	DA62D1164CZZO	16	-	178825	1727	870	208.5
SMDB - TN630D, O/G COMBI 4 ways	DA6AD1044CZZO	2	2	108625	1067	870	208.5
SMDB - TN630D, O/G COMBI 8 ways	DA6AD1084CZZO	2	6	118230	1287	870	208.5
SMDB - TN630D, O/G COMBI 12 ways	DA6AD1124CZZO	2	10	156650	1507	870	208.5
SMDB - TN630D, O/G COMBI 16 ways	DA6AD1164CZZO	2	14	172905	1507	870	208.5

Incoming Device [8536]			
SMDB Type	Description	Cat. No.	M.R.P. (₹) Per Unit
TN250D*	DN1-250C 3 Pole MCCB - 160A	CM9063800MO	17900
	DN1-250C 3 Pole MCCB - 200A	CM9063800NO	22900
	DN1-250C 3 Pole MCCB - 250A	CM9063800PO	26900
TN400D	DN3-400D 3 Pole MCCB - 320A	CM9400500Q10G	41100
	DN3-400D 3 Pole MCCB - 400A	CM9400500R10G	41100
TN630D	DN3-630D 3 Pole MCCB - 500A	CM9400600S10G	49400
	DN3-630D 3 Pole MCCB - 630A	CM9400600T10G	49400

**Note:**

- > While ordering SMDB, incoming and outgoing MCCBs have to be ordered separately.
- > Prices of MCCBs are not included in SMDB prices.
- \* TN250D - Suitable for DN1-250N, DU250 & DU250C MCCB as incomer.

Outgoing Device [8536]				
SMDB Type	Description	Cat. No.	M.R.P. (₹) Per Unit	
TN250D, TN400D & TN630D	DN0-100C 3 Pole MCCB - 20A	CM9161200COOG	9830	
	DN0-100C 3 Pole MCCB - 25A	CM9161200DOOG	9830	
	DN0-100C 3 Pole MCCB - 32A	CM9161200EOOG	9830	
	DN0-100C 3 Pole MCCB - 40A	CM9161200FOOG	9830	
	DN0-100C 3 Pole MCCB - 50A	CM9161200GOOG	9830	
	DN0-100C 3 Pole MCCB - 63A	CM9161200HOOG	9540	
	DN0-100C 3 Pole MCCB - 80A	CM9161200JOOG	9540	
	DN0-100C 3 Pole MCCB - 100A	CM9161200KOOG	9540	
	TN630D	DN1-250C 3 Pole MCCB - 160A	CM9063800MO	17900
		DN1-250C 3 Pole MCCB - 200A	CM9063800NO	22900
DN1-250C 3 Pole MCCB - 250A		CM9063800PO	26900	

Dn0, DU100D & DU100H MCCBs are suitable as outgoing devices up to 100 A  
 DN1-250N, DU250 & DU250C MCCBs are suitable as outgoing devices up to 250 A



### Metering, Bottom Cabling & Corner Box

› Provision of 3 nos of 1-phase ammeter (96\*96), 1 nos of 1-phase voltmeter (96\*96) with selector switch and indicating lamps.

SMDB Type	Description	Cat. No.	M.R.P. (₹) Per Unit
TN250D & TN400D	Metering Extension Box	CM9043900PO	8300
	Bottom Cabling Box	CM904370000	7780
TN630D	Metering Extension Box	CM9106400TO	8750
	Bottom Cabling Box	CM910620000	8230
TN250D, TN400D & TN630D	Corner Box	CM910890000	2890
	Mounting base	CM702600000	3900



**Note:**

- › Ammeter, voltmeter, selector switch and indicating lights have to be ordered separately.
- › Mounting base to be used without bottom cabling box.

### Side Cabling Box

SMDB Type	No. of Ways		Left		Right	
	250A	100A	Cat. No.	M.R.P. (₹) Per Unit	Cat. No.	M.R.P. (₹) Per Unit
TN250D	-	4	CM910850D00	7960	CM910860D00	7960
	-	8	CM910850F00	10280	CM910860F00	10280
	-	12	CM910850H00	12320	CM910860H00	12320
	-	16	CM910850K00	14380	CM910860K00	14380
TN400D	-	4	CM910870D00	12320	CM910880D00	12320
	-	8	CM910870F00	14380	CM910880F00	14380
	-	12	CM910870H00	15750	CM910880H00	15750
	-	16	CM910870K00	17800	CM910880K00	17800
TN630D	-	8	CM911200OFO	14920	CM911210OFO	14920
	-	12	CM911200OHO	17380	CM911210OHO	17380
	-	16				
	4	-	CM911200ODO	13370	CM911210ODO	13370
	8	-	CM911200OFO	14920	CM911210OFO	14920
	12	-	CM911200OHO	17380	CM911210OHO	17380
	16	-	CM911200OKO	18940	CM911210OKO	18940
	2	2	CM911200ODO	13370	CM911210ODO	13370
	2	6	CM911200OFO	14920	CM911210OFO	14920
	2	10	CM911200OHO	17380	CM911210OHO	17380
	2	14				



Introducing Lauritz Knudsen's

# FIRST SERVE PROGRAM

Peace of Mind with Priority Service for our Air Circuit Breaker

Avail Exclusive Benefits Under "FIRST SERVE" Program  
for Our Air Circuit Breakers in India

U-POWER  
**OMEGA**  
Air Circuit Breakers

## Benefits

- › **Priority Service:** Enjoy expedited service for our ACB.
- › **Expert Support:** Receive guidance and technical assistance from our team.
- › **Peace of Mind:** Rest assured knowing our ACB is in good hands.

**C-POWER**

## Eligibility

- › **ACB should be within the warranty period.**

To learn more about the First Serve Program or  
to schedule our ACB's first service visit, please contact

**Customer Connect Hub**  
at **+91-22-6932-7800**



TRUSTED PARTNER FOR SUSTAINABLE AND EMERGING SOLUTIONS



U-POWER  
**OMEGA**  
Air Circuit Breakers

DIGITAL READY SOLUTION TO ENHANCE ENERGY EFFICIENCY





- › Complete range conforms to IS/IEC 60947-2 & IEC 60947-2
- › Current Rating from **400A to 6300A** in **3 Frame sizes** for application voltages **upto 690V AC**
- › Special ACB range available for Voltage Applications **upto 800V AC and 1000V AC<sup>#</sup>**
- › Available in 3 Pole/4 Pole, Manually & Electrically operated, Fixed/Draw-out version
- › Common Height & Depth across the range
- › High short time fault withstand capacity,  $I_{cu} = I_{cs} = I_{cw}$  for 1 sec for total selectivity
- › High mechanical and electrical operating life
- › Neutral pole is 100% rated, option of 50% & 200% rated neutral also available
- › Available in standard NRYB & RYBN/NBYR/BYRN configurations in 4 Pole ACBs **with on-site change facility**
- › In-built Electrical & Mechanical Anti-Pumping
- › Modular & snap-fit accessories
- › Ease of on-site conversion from Fixed to Draw-out version
- › Pollution Degree 4 suitability
- › Best in Class Overlap with Bus bars
- › Break Time of 25msec
- › RoHS Compliant

### Matrix Protection & Control Units:

- › Available in versions - MTX1.0/1G/1Gi/1.5G/1.5Gi, MTX3.5/3.5EC/3.5H & MTX4.5
- › Unique O-LED display for metering
- › Touch screen technology in UW-MTX4.5
- › Unique withdrawable Communication & Power metering modules
- › Dual protection curve settings & Password protection
- › Soft-rating plug for precise protection at lower load currents
- › Provision for on-load self-diagnosis of Releases & modules
- › Data communication on Modbus, Profibus & wireless Zigbee protocols
- › Power & Harmonics measurement
- › Temperature rise monitoring & protection
- › Easy to integrate with HMI & PLC
- › Add-on modules for advance protections
- › Protection Releases conform to EMI/EMC standard



UW-MTX1G/1Gi



UW-MTX1.5G/1.5Gi



UW-MTX3.5/3.5EC/3.5H

For on-board Ethernet connectivity  
Please contact the nearest branch office

### Breaking Capacities Offered:

at 415V/440V AC (Please refer Catalogue for Breaking Capacities above 440V AC)

		I <sub>cu</sub> = I <sub>cs</sub> = I <sub>cw</sub> for 1 sec									
Rated current		800A	1000A	1250A	1600A	2000A	2500A	3200A	4000A	5000A	6300A
Frame-1	N : 50kA										
	S : 65kA										
	H : 80kA										
		UW1-08	UW1-10	UW1-12	UW1-16	UW1-20	UW1-25				
Frame-2	N : 50kA										
	S : 65kA										
	H : 80kA										
		UW2-08	UW2-10	UW2-12	UW2-16	UW2-20	UW2-25	UW2-32	UW2-40		
Frame-3	H : 80kA										
	V : 100kA										
		UW3-08	UW3-10	UW3-12	UW3-16	UW3-20	UW3-25	UW3-32	UW3-40	UW3-50	UW3-63

Note: 400A & 630A ACBs are also available on request. # Please contact the nearest branch office for more details of 1000V AC ACBs



**UW 1 08 N X D 1 2 9 0 0# UW1 800N 3P ED 1.5G BotV**

Frame Size	
Frame - I	1
Frame - II	2
Frame - III	3

Current Ratings	
400A	04
630A	06
<b>800A</b>	<b>08</b>
1000A	10
1250A	12
1600A	16
2000A	20
2500A <sup>(4)</sup>	25
3200A	32
4000A	40
5000A	50
6300A	63

Selection for Breaking Capacity (Icu=Ics) <sup>(1)</sup>	
50kA (Fr-I upto 2000A & Fr-II upto 3200A)	N
65kA (Fr-I & Fr-II)	S
80kA (Fr-I, Fr-II & Fr-III)	H
100kA (Fr-III)	V

Selection for Termination (For Drawout ACBs Only)	
Standard Termination	0
For Top Horizontal (Long), Bottom Vertical for Fr2 & Fr3	X
For Top & Bottom Horizontal (Long) for Fr3	Y

Note: X is applicable for 4000A (Fr2 & Fr3) and 5000A (Fr3).  
Y is applicable for 4000A (Fr3) & 5000A (Fr3).  
X & Y recommended for Buscoupler only.

Temperature Rise Monitoring <sup>(3)</sup>	
Not Required	0
Required	1

Selection for P&C Units	
B/C (w/o protection)	0
UW - MTX1.0	7
UW - MTX1G	8
UW - MTX1Gi	B
<b>UW - MTX1.5G</b>	<b>9</b>
UW - MTX1.5Gi	C
UW-MTX3.5	3
UW-MTX3.5EC <sup>(5)</sup>	4
UW-MTX4.5	5
UW-MTX3.5H	6

Type	
Manually Operated	1
<b>Electrically Operated</b>	<b>2</b>

Selection for control voltage <sup>(2)</sup>	
For Manually Operated	0
<b>240V AC/DC ECD &amp; CR + 240V AC/DC SR</b>	<b>1</b>
240V AC/DC ECD & CR + 24V DC SR	2
110V AC/DC ECD & CR + 110V AC/DC SR	3
240V AC/DC ECD & CR + 110V AC/DC SR	4

Version	
Draw-out	<b>D</b>
Fixed	F

Selection for No. of Poles	
<b>3 Pole</b>	<b>X</b>
4 Pole 100% N	F
4 Pole 50% N (in Fr-III only)	H
4 Pole 200% N (upto 2500A)	D

**Please Note :**

- <sup>(1)</sup> For Icu values please refer product catalogue
- <sup>(2)</sup> Other options of control voltage are available as accessory
- <sup>(3)</sup> Temperature protection is available in UW-MTX3.5/3.5EC/3.5H/4.5
- <sup>(4)</sup> For Fr-1, 2500A selection, please contact the nearest branch office
- <sup>(5)</sup> For system requiring 690V metering, kindly order separate Power Metering module with MTX 3.5 (refer page 76)

<b>Draw-out Version:</b>	Omega ACBs with UW-MTX release will have inbuilt- Current Metering (MTX 1.5G/1.5Gi/3.5/3.5EC/3.5H/4.5), Common Fault Indication microswitch, 4NO+4NC Aux. contacts, Smart-racking shutter, Safety shutter assembly, Racking Handle, Door sealing frame, Pad-locking arrangement for ON/OFF button, Rating Error Preventer, Arc shield.
	A) For ratings upto 1600A, one side vertical terminal adaptors (Bottom) for Frame 1, 2 & 3. B) For ratings 2000A & above, both side vertical terminal adaptors (Top & Bottom) for Frames 1, 2 & 3. C) For rating 4000A and above operation counter inbuilt for Frames 2 & 3 both.
<b>Fixed Version:</b>	Omega ACBs with UW-MTX release will have inbuilt- Current Metering (1.5G/1.5Gi/3.5/3.5EC/3.5H/4.5), Common Fault Indication microswitch, 4NO+4NC Aux. contacts, Door sealing frame & Pad-locking arrangement for ON/OFF push button.
	A) For ratings upto 1600A, one side vertical terminal adaptors (Bottom) for Frames 1, 2 & 3. B) For ratings 2000A & above, both side vertical terminal adaptors (Top & Bottom) for Frames 1, 2 & 3. C) For ratings 4000A & above, operation counter inbuilt for Frames 2 & 3 both.

Electrically operated ACB includes ECD, CR & SR as per selection of above mentioned control voltage options.

# Please contact the nearest branch office for more details of 1000V AC ACBs



### 3 Pole ACBs upto 690V AC with UW-MTX1G (LSING - BCD Switches) [8536]



Current Rating	Version	3 Pole Manual Draw-out ACB with UW-MTX1G								
		N (50kA @ 415V AC)		S (65kA @ 415V AC)		H (80kA @ 415V AC)		V (100kA @ 415V AC)		
		Cat. No.	M.R.P. (₹) Per Unit	Cat. No.	M.R.P. (₹) Per Unit	Cat. No.	M.R.P. (₹) Per Unit	Cat. No.	M.R.P. (₹) Per Unit	
800A	MDO	UW108NXD01800	*	UW108SXD01800	*	UW108HXD01800	*	UW308VXD01800	*	
1000A		UW110NXD01800		UW110SXD01800		UW110HXD01800		UW310VXD01800		
1250A		UW112NXD01800		UW112SXD01800		UW112HXD01800		UW312VXD01800		
1600A		UW116NXD01800		UW116SXD01800		UW116HXD01800		UW316VXD01800		
2000A		UW120NXD01800		UW120SXD01800		UW120HXD01800		UW320VXD01800		
2500A		UW225NXD01800		UW225SXD01800		UW225HXD01800		UW325VXD01800		
3200A		UW232NXD01800		UW232SXD01800		UW232HXD01800		UW332VXD01800		
4000A		<b>New</b> UW240NXD01800		UW240SXD01800		UW240HXD01800		UW340VXD01800		
4000A		-		-		-		UW340HXD01800		UW340VXD01800
5000A		-		-		-		UW350HXD01800		UW350VXD01800
6300A	-	-	-	UW363HXD01800	UW363VXD01800					


3 Pole Manual Fixed ACB with UW-MTX1G										
Current Rating	Version	N (50kA @ 415V AC)		S (65kA @ 415V AC)		H (80kA @ 415V AC)		V (100kA @ 415V AC)		
		Cat. No.	M.R.P. (₹) Per Unit	Cat. No.	M.R.P. (₹) Per Unit	Cat. No.	M.R.P. (₹) Per Unit	Cat. No.	M.R.P. (₹) Per Unit	
		800A	MF	UW108NXF01800	*	UW108SXF01800	*	UW108HXF01800	*	UW308VXF01800
1000A	UW110NXF01800	UW110SXF01800		UW110HXF01800		UW310VXF01800				
1250A	UW112NXF01800	UW112SXF01800		UW112HXF01800		UW312VXF01800				
1600A	UW116NXF01800	UW116SXF01800		UW116HXF01800		UW316VXF01800				
2000A	UW120NXF01800	UW120SXF01800		UW120HXF01800		UW320VXF01800				
2500A	UW225NXF01800	UW225SXF01800		UW225HXF01800		UW325VXF01800				
3200A	UW232NXF01800	UW232SXF01800		UW232HXF01800		UW332VXF01800				
4000A	<b>New</b> UW240NXF01800	UW240SXF01800		UW240HXF01800		UW340VXF01800				
4000A	-	-		-		UW340HXF01800		UW340VXF01800		
5000A	-	-		-		UW350HXF01800		UW350VXF01800		
6300A	-	-	-	UW363HXF01800	UW363VXF01800					

M.R.P. changes for product customization	M.R.P. (₹) Per Unit
MDO to EDO or MF to EF Conversion kit (ECD + CR + SR)	*
Buscoupler (without protection release)	
UW-MTX1.0 (LSI - BCD Switches)	
UW-MTX1Gi (LSING + Inbuilt ZSI - BCD Switches)	
UW-MTX1.5G (LSING + Current Metering - BCD Switches)	
UW-MTX1.5Gi (LSING + Current Metering + Inbuilt ZSI - BCD Switches)	
UW-MTX3.5 (LSING + Current Metering) + can be upgraded for Power Metering & Communication	
UW-MTX3.5EC (LSING + Power Metering + Communication)	
UW-MTX3.5H (LSING + Power Metering + Harmonic Metering)	
UW-MTX4.5 (LSING + Power Metering + Harmonic Metering + Communication with Touch Screen navigation + PS Module)	
PS (Auxiliary power supply module for display in No-load or OFF condition) <sup>§</sup>	
COM Module (MODBUS) for communication <sup>§</sup>	
PM Module for power metering <sup>§</sup>	

\* Available on request  
 § Chapter ID [8538]



**4 Pole ACBs upto 690V AC with UW-MTX1G (LSING - BCD Switches) [8536]**



Current Rating	Version	4 Pole Manual Draw-out ACB with UW-MTX1G							
		N (50kA @ 415V AC)		S (65kA @ 415V AC)		H (80kA @ 415V AC)		V (100kA @ 415V AC)	
		Cat. No.	M.R.P. (₹) Per Unit	Cat. No.	M.R.P. (₹) Per Unit	Cat. No.	M.R.P. (₹) Per Unit	Cat. No.	M.R.P. (₹) Per Unit
800A	MDO	UW108NFD01800	*	UW108SFD01800	*	UW108HFD01800	*	UW308VFD01800	*
1000A		UW110NFD01800		UW110SFD01800		UW110HFD01800		UW310VFD01800	
1250A		UW112NFD01800		UW112SFD01800		UW112HFD01800		UW312VFD01800	
1600A		UW116NFD01800		UW116SFD01800		UW116HFD01800		UW316VFD01800	
2000A		UW120NFD01800		UW120SFD01800		UW120HFD01800		UW320VFD01800	
2500A		UW225NFD01800		UW225SFD01800		UW225HFD01800		UW325VFD01800	
3200A		UW232NFD01800		UW232SFD01800		UW232HFD01800		UW332VFD01800	
4000A		<b>New</b> UW240NFD01800		UW240SFD01800		UW240HFD01800		UW340VFD01800	
4000A		-		-		UW340HFD01800		UW340VFD01800	
5000A		-		-		UW350HFD01800		UW350VFD01800	
6300A	-	-	UW363HFD01800	UW363VFD01800					

4 Pole Manual Fixed ACB with UW-MTX1G									
Current Rating	Version	N (50kA @ 415V AC)		S (65kA @ 415V AC)		H (80kA @ 415V AC)		V (100kA @ 415V AC)	
		Cat. No.	M.R.P. (₹) Per Unit	Cat. No.	M.R.P. (₹) Per Unit	Cat. No.	M.R.P. (₹) Per Unit	Cat. No.	M.R.P. (₹) Per Unit
		800A	MF	UW108NFF01800	*	UW108SFF01800	*	UW108HFF01800	*
1000A	UW110NFF01800	UW110SFF01800		UW110HFF01800		UW310VFF01800			
1250A	UW112NFF01800	UW112SFF01800		UW112HFF01800		UW312VFF01800			
1600A	UW116NFF01800	UW116SFF01800		UW116HFF01800		UW316VFF01800			
2000A	UW120NFF01800	UW120SFF01800		UW120HFF01800		UW320VFF01800			
2500A	UW225NFF01800	UW225SFF01800		UW225HFF01800		UW325VFF01800			
3200A	UW232NFF01800	UW232SFF01800		UW232HFF01800		UW332VFF01800			
4000A	<b>New</b> UW240NFF01800	UW240SFF01800		UW240HFF01800		UW340VFF01800			
4000A	-	-		UW340HFF01800		UW340VFF01800			
5000A	-	-		UW350HFF01800		UW350VFF01800			
6300A	-	-	UW363HFF01800	UW363VFF01800					

\* Available on request

**Accessories of OMEGA Air Circuit Breakers [8538]**

**Terminal Adaptor configuration upto 690V AC**



Draw-out ACBs Terminal Adaptors



Fix ACBs Terminal Adaptors

Description	Cat. No.	M.R.P. (₹) Per Unit
<b>Terminal Adaptor for Draw-out Omega ACBs</b>		
Frame-1 400-1000A N/S/H (Vertical / Horizontal)	CL604380000	*
Frame-1 1250-2000A N/S/H (Vertical / Horizontal)	CL609630000	
Frame-1 2500A S/H (Vertical)	CL609640000	
Frame-2 400-3200A N/S/H (Vertical / Horizontal)	CL604200000	
Frame-2 4000A N/S/H (Vertical)	CL603160000	
Frame-2 4000A N/S/H (Horizontal)	CL601280000	
Frame-3 400-4000A H/V (Vertical) #	CL600730000	
Frame-3 400-4000A H/V (Horizontal-Long)	CL609660000	
Frame-3 5000A H/V (Horizontal-Long)	CL600670000	
Frame-3 5000A H/V (Vertical)#	CL609650000	
Frame-3 6300A H/V (Vertical) #		

Description	Cat. No.	M.R.P. (₹) Per Unit
<b>Terminal Adaptor for Fixed Omega ACBs</b>		
Frame-1 400-2000A N/S (Vertical / Horizontal)	CL609670000	*
Frame-1 400-2000A H (Vertical / Horizontal)	CL609680000	
Frame-1 2500A S/H (Vertical)	CL609760000	
Frame-2 400-2500A N/S (Vertical / Horizontal)	CL601220000	
Frame-2 400-3200A H, 3200A N/S (Vertical / Horizontal)	CL609770000	
Frame-2 4000A S/H (Vertical)	CL604170000	
Frame-3 400-4000A H/V (Vertical)#	CL604180000	
Frame-3 5000A H/V (Vertical)#	CL603470000	
Frame-3 400-5000A H/V (Horizontal-Long)	CL603730000	


# : Please consider 4 terminal adaptors per phase.

# : Please consider 4 terminal adaptors per phase.



**New** 800V AC ACBs with UW-MTX1G (LSING - BCD Switches) [8536]

Breaking Capacity @ 800V AC (Icu=Ics=Icw for 1s)



800V AC Manual Fix/Draw-out ACB with UW-MTX1G										
Current Rating	Frame	Breaking Capacity @ 800V AC	3P				4P			
			Fix		Draw-out		Fix		Draw-out	
			Cat. No.	M.R.P. (₹) Per Unit	Cat. No.	M.R.P. (₹) Per Unit	Cat. No.	M.R.P. (₹) Per Unit	Cat. No.	M.R.P. (₹) Per Unit
800A	1	50kA	UW108NXF0180ZM	*	UW108NXD0180ZM	*	UW108NFF0180ZM	*	UW108NFD0180ZM	*
1000A			UW110NXF0180ZM		UW110NXD0180ZM		UW110NFF0180ZM		UW110NFD0180ZM	
1250A			UW112NXF0180ZM		UW112NXD0180ZM		UW112NFF0180ZM		UW112NFD0180ZM	
1600A			UW116NXF0180ZM		UW116NXD0180ZM		UW116NFF0180ZM		UW116NFD0180ZM	
2000A			UW120NXF0180ZM		UW120NXD0180ZM		UW120NFF0180ZM		UW120NFD0180ZM	
2000A	2	50kA	UW220NXF0180ZM	*	UW220NXD0180ZM	*	UW220NFF0180ZM	*	UW220NFD0180ZM	*
2500A			UW225NXF0180ZM		UW225NXD0180ZM		UW225NFF0180ZM		UW225NFD0180ZM	
3200A			UW232NXF0180ZM		UW232NXD0180ZM		UW232NFF0180ZM		UW232NFD0180ZM	
4000A			-		UW240NXD0180ZM		-		UW240NFD0180ZM	
3200A	3	50kA	UW332NXF0180ZM	*	UW332NXD0180ZM	*	UW332NFF0180ZM	*	UW332NFD0180ZM	*
4000A			UW340NXF0180ZM		UW340NXD0180ZM		UW340NFF0180ZM		UW340NFD0180ZM	
5000A			UW350NXF0180ZM		UW350NXD0180ZM		UW350NFF0180ZM		UW350NFD0180ZM	
3200A	3	65kA	UW332SXF0180ZM	*	UW332SXD0180ZM	*	UW332SFF0180ZM	*	UW332SFD0180ZM	*
4000A			UW340SXF0180ZM		UW340SXD0180ZM		UW340SFF0180ZM		UW340SFD0180ZM	
5000A			UW350SXF0180ZM		UW350SXD0180ZM		UW350SFF0180ZM		UW350SFD0180ZM	

Note: 1. Above mentioned Cat. No. of ACBs are without Terminal Adaptors. Please consider Terminal Adaptors from below table.

2. Phase-Barriers are mandatory to be used with 800V AC ACBs:

- (a) For Draw-out ACBs, Phase-Barriers are provided as standard supply along with ACBs
- (b) For Fix ACBs, kindly consider Phase-Barriers from below table

M.R.P. changes for product customization	M.R.P. (₹) Per Unit
Buscoupler (without protection release)	*
UW-MTX1.0 (LSI - BCD switch for selection)	
UW-MTX1G (LSING - BCD switch for selection)	
UW-MTX1.5G (LSING + display - BCD switch for selection)	
UW-MTX3.5 (LSING + Display + Option for other features)	
UW-TM - Temperature Rise Module ( for MTX3.5)	
MDO to EDO or MF to EF Conversion kit (ECD + CR + SR)	
COM Module (MODBUS) for communication	
PS (Auxiliary power supply module for display in No-load or OFF condition)	

**Terminal Adaptors for 800V ACBs [8538]**

Current Rating	Frame	Fix			Draw-out		
		Cat. No.	M.R.P. (₹) Per Unit	Qty (3P/4P)	Cat. No.	M.R.P. (₹) Per Unit	Qty (3P/4P)
630A	1	CL609670000	*	(6/8)	CL609630000	*	(6/8)
800A		CL609670000		(6/8)	CL609630000		(6/8)
1000A		CL609670000		(6/8)	CL609630000		(6/8)
1250A		CL609670000		(6/8)	CL609630000		(6/8)
1600A		CL609670000		(6/8)	CL609630000		(6/8)
2000A		CL601220000		(6/8)	CL609640000		(6/8)
2000A	2	CL609770000	*	(6/8)	CL609640000	*	(6/8)
2500A		CL603180000		(6/8)	CL609640000		(6/8)
3200A		CL604170000		(6/8)	CL604190000		(6/8)
4000A		-		-	CL604200000		(6/8)
3200A	3	CL604180000	*	(12/16)	CL601280000	*	(12/16)
4000A		CL604180000		(12/16)	CL600670000		(12/16)
5000A		CL603470000		(12/16)	CL609650000		(12/16)



**Phase-Barriers for 800V AC Fix ACBs [8538]**

Cat. No.	Type	Pole	M.R.P. (₹) Per Unit	Qty. per ACB
CL912580000	Fix	3P	*	2
CL912590000	Fix	4P		2

\* Available on request

Note: Please contact the nearest branch office for more details of 1000V AC ACBs



# Accessories of OMEGA Air Circuit Breakers

Air Circuit Breakers



Operation Counter



Door Interlock



Closing Release



Shunt Release



UV Release

Description	Cat. No.	M.R.P. (₹) Per Unit
<b>Other Accessories [8538]</b>		
Operation Counter	CL909830000#	
Door Interlock	CL909780000	*
Electrical Position Indication (EPI)	CL958260000	
<b>Microswitches for Indication [8536]</b>		
Microswitch for Common Fault Indication (CFI)	CL909490000	
Microswitch for Ready To Close Indication (RTC)	CL909530000^	
Microswitch for Shunt Release	CL909510000	*
Microswitch for Undervoltage Release	CL909470000	
Microswitch for Spring Charging Indication	ST426720000	

^ Cradle SIC block CL958250000 needs to be ordered separately, If EPI not installed in same ACB

# Operation Counter inbuilt for rating 4000A to 6300A



R-Lock



C-Lock

Description	Cat. No.	M.R.P. (₹) Per Unit
<b>Mechanical Interlock using Key &amp; Lock<sup>§</sup></b>		
R - Lock Type - 1	CL006590000	
R - Lock Type - 2	CL006600000	
R - Lock Type - 3	CL006610000	
R - Lock Type - 12	CL006620000	
R - Lock Type - 23	CL006630000	
Locking arrangement for OFF button with R - Lock (on breaker)	CL908150000	
Locking arrangement for ISO position with R - Lock (on Cradle)	CL908650000	
Locking arrangement for ANY position with R - Lock (on Cradle)	CL909270000	*
C - Lock Type - S	CL006640000	
C - Lock Type - T	CL006650000	
C - Lock Type - ST	CL006660000	
C - Lock Type - SS	CL006670000	
C - Lock Type - TT	CL006680000	
Locking arrangement for OFF button with C - Lock (on breaker)	CL908140000	
Locking arrangement for ISO position for C - Lock (on Cradle)	CL909820000	
Locking arrangement for ANY position with C - Lock (on Cradle)	CL909810000	

**Note:** For Mechanical Interlock using Key & Lock please order combination of Lock and Locking arrangement.

\* Available on request    § Only locks [8301] Locking arrangement [8538]

Description	Cat. No.	M.R.P. (₹) Per Unit
<b>Electrical Charging Device (ECD) [8501]</b>		
24-30V DC	CL903620000	
48/60V DC	CL903630000	
110V AC / 110-125V DC	CL903600000	*
220V AC / 200V DC	CL903640000	
240V AC / 250V DC	CL903590000	
415V AC / 400V DC	CL903610000	
<b>Closing Release (CR) [8538]</b>		
24-30V DC	CL908174000	
48/60V DC	CL908175000	
110V AC / 110V DC	CL90817A000	*
125/127V DC	CL908171000	
220 - 240V AC / 220 - 250V DC	CL90817B000	
415V AC	CL90817D000	
<b>Shunt Release (SR) [8538]</b>		
24-30V DC	CL908160400	
48/60V DC	CL908160500	
110V AC / 110V DC	CL908160A00	*
125/127V DC	CL908160100	
220 - 240V AC / 220 - 250V DC	CL908160B00	
415V AC	CL908160D00	
<b>Under Voltage Release (UVR) with time delay (0-1-3-5 sec) [8538]</b>		
24-30V DC	CL908184000	
48V DC	CL908185000	
110V AC / 110V DC	CL90818A000	*
240V AC / 220V DC	CL90818B000	
415V AC	CL90818D000	



NCT

Description	Cat. No.	M.R.P. (₹) Per Unit
<b>External Neutral CT for UW-MTX Releases [8504]</b>		
Frame-1, 2 & 3 400-800A	CL007170000	
Frame-1, 2 & 3 1000-1600A	CL007180000	
Frame-1 2000-2500A	CL007190000	*
Frame-2 & 3 2000-4000A	CL007200000	
Frame-3 5000-6300A	CL007210000	

## Automatic Transfer Controllers (ATC) [9032]



AuXC-2000 Controller

Type	Cat. No.	M.R.P. (₹) Per Unit	Std. Pkg. (Nos.)
AuXC-2000 controller**	ATC20000000	33200	1

Can be used along with ACB, Motorised MCCBs, MCX contactors & Motorised Changeover switches

\*\* Note For communication version of AuXC controller refer page no-6



For AuXC 2000/2100 programming videos and more details please scan the QR code or click here





**Mechanical Interlock using Bowden Cable [8538]**

Description	Cat. No.	M.R.P. (₹) Per Unit
<b>Mechanical Interlock using Bowden Cable (5 meters length)</b>		
Between 2 Incomers	CL906630000	*
Between 3 Incomers	CL906640000	
Between 2 Incomers & 1 Standby	CL906650000	
Between 2 Incomers & 1 Buscoupler	CL906660000	
<b>Mechanical Interlock using Bowden Cable (3 meters length)</b>		
Between 2 Incomers	CL906590000	*
Between 3 Incomers	CL906600000	
Between 2 Incomers & 1 Standby	CL906610000	
Between 2 Incomers & 1 Buscoupler	CL906620000	
<b>Mechanical Interlock using Bowden Cable (2 meters length)</b>		
Between 2 Incomers	CL908100000	*
Between 3 Incomers	CL908110000	
Between 2 Incomers & 1 Standby	CL908120000	
Between 2 Incomers & 1 Buscoupler	CL908130000	

**Note:** Common from 400A to 6300A and can be interlocked between Fixed / Draw-out / Mixed version

\* Available on request



MODBUS Module



Power Metering Module

Description	Cat. No.	M.R.P. (₹) Per Unit
<b>MATRIX Releases &amp; Modules [8538]</b>		
UW-MTX1.0	CL919660000	*
UW-MTX1G	CL919710000	
UW-MTX1Gi	CL905620000	
UW-MTX1.5G	CL919650000	
UW-MTX1.5Gi	CL905520000	
UW-MTX3.5	CL906450000	
UW-MTX3.5EC	CL906440000	
UW-MTX3.5H	CL906460000	
UW-MTX4.5	CL906470000	
Power supply module	CL907220000	
Relay Module	CL907160000	
MODBUS Module	CL907090000	
Profibus Module	CL902950000	
Matrix Smart Card Module	CL907050000	
Power Metering Module (415V)	CL906490000	
Power Metering Module (690V)	CL906850000	
ZSI Module	CL907180000	
TCS Module	CL907190000	
EL Module	CL907200000	
REF Module	CL907210000	
Simulation Kit	CL907240000	

For Energy Management Communication Software Please contact the nearest branch office

**Upgrade to the new-age OMEGA ACB**  
with Minimal Modifications



Pre-Engineered Retrofit Solution  
Upgrade CNCS ACB to OMEGA ACB

**Presenting the pre-engineered CNCS to OMEGA Retrofit kit**

CNCS to OMEGA Retrofit kit is a pre-engineered solution which allows you to upgrade from the old CNCS ACB to the advanced OMEGA ACB - with minimal modification. All installations are done by trained Engineers from the nearest Authorized Service Centre to ensure total reliability and minimum shut-down time.

**Specifications**

- › ETP grade Copper links with Silver Plating
- › CNCS to OMEGA Retrofit solution is available from 800A to 3200A



For more details please scan the QR code or click here

For retrofitting of any ACB to Omega ACB please contact the nearest branch office

Customer Interaction Center (CIC)

Phone no: 022-6932 7800

Web: www.LK-EA.com | e-mail: CIC@LK-EA.com




# New Digital Offerings of OMEGA Air Circuit Breakers

Air Circuit Breakers

## New Power Supply Module (230V AC - 24V DC 1A)

- > 100-265V AC Input Voltage
- > Regulated 24V DC Output Voltage
- > Suitability of up to 1 Amp Loading
- > Compact (2M) and Modular Design
- > Suitable for DIN Rail & Base mounting



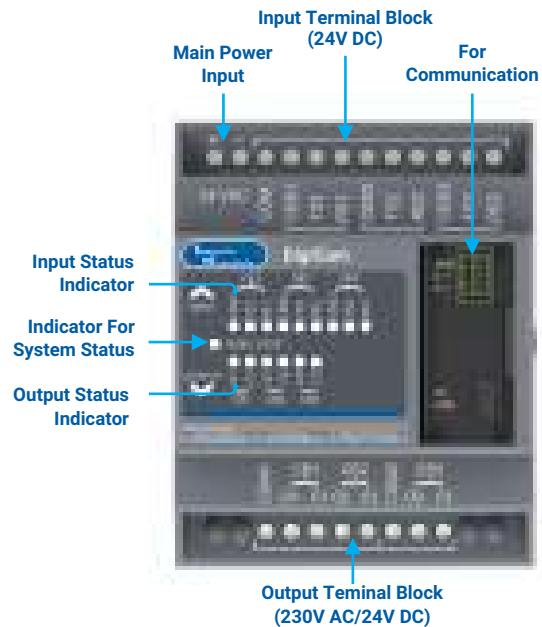
PS Module Details	Function	Module Compatibility	M.R.P. (₹) Per Unit
PS Module (CAT Code: CL918950000)	Suitable for providing regulated 24V DC Power Supply	All MTX Release Units for Powering ON, MODBUS Module, ZSI Module, Temperature Module, UN-CO Module & DigiCom Module	6250
UW-PS Module (CAT Code: CL907220000)	Suitable for providing regulated 24V DC Power Supply and Internal Communication Bus	All MTX Release Units and MTX Modules	17000

## New DigiCom Module

### Status Monitoring & Control of up to 3 Circuit Breakers

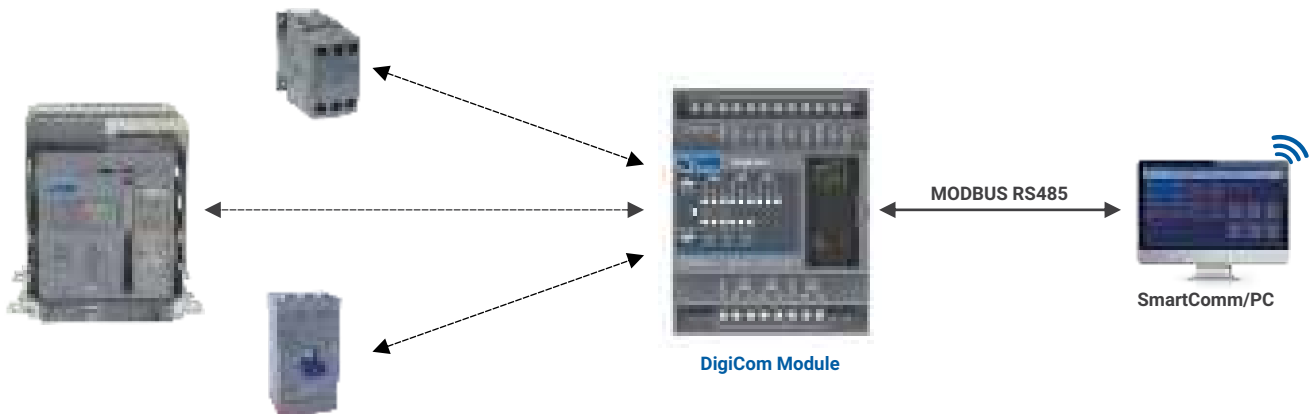
- > 3 Digital Inputs for 3 Circuit Breakers - 9 Digital Inputs
- > 2 Relay Outputs for 3 Circuit Breakers – 6 Relay Outputs
- > 24V DC Input Voltage
- > Status Monitoring & Control of up to 3 Circuit Breakers through communication over MODBUS RTU protocol with RS 485 port.

Input Status Indicator	CB1	CBS1	ON/OFF Indication for Circuit Breaker 1
		TS1	Trip status Indication for Circuit Breaker 1
		RS1	Ready spring/Ready to Close Status Indication for Circuit Breaker 1
	CB2	CBS2	ON/OFF Indication for Circuit Breaker 2
		TS2	Trip status Indication for Circuit Breaker 2
		RS2	Ready spring/Ready to Close Status Indication for Circuit Breaker 2
CB3	CBS3	ON/OFF Indication for Circuit Breaker 3	
	TS3	Trip status Indication for Circuit Breaker 3	
	RS3	Ready spring/Ready to Close Status Indication for Circuit Breaker 3	
Output Status Indicator	CB1	O1	Open Circuit Breaker 1
		C1	Close Circuit Breaker 1
	CB2	O2	Open Circuit Breaker 2
		C2	Close Circuit Breaker 2
	CB3	O3	Open Circuit Breaker 3
		C3	Close Circuit Breaker 3



DigiCom Module Details	M.R.P. (₹) Per Unit
DigiCom Module (CAT Code: CL918960000)	18600

## Connection Architecture of DigiCom



## C-POWER S1 Range of Air Circuit Breakers

- › Conforms to IS/IEC 60947-2 & IEC 60947-2
- › Current rating from 400A to 3200A
- › Available in 3 Pole/4 Pole, Manually & Electrically operated, Fixed & Draw-out versions
- › High short time withstand capacity,  $I_{cu} = I_{cs} = I_{cw}$  for 1 sec for total selectivity
- › High mechanical and electrical operating life
- › 100% rated neutral pole
- › Common height and depth across the range
- › Protection through Thermal - Magnetic (DN1) & Microprocessor releases (SR18G, SR18G+D & SR18Gi+D)
- › Self diagnostic Microprocessor based Releases with on-load testing through TEST button
- › Inbuilt thermal memory
- › Protection Releases conform to EMI/EMC standards
- › Breaker Status and Control through MODBUS protocol (UN-CO module)



C-POWER S1 ACB

## C-POWER S1 Range of Air Circuit Breakers

- › Conforms to IS/IEC 60947-2 & IEC 60947-2
- › Current rating from 800A to 6300A
- › Available in 3 Pole/4 Pole, Manually & Electrically operated, Fixed & Draw-out versions
- › High short time fault withstanding capacity,  $I_{cu} = I_{cs} = I_{cw}$  for 1 sec for total selectivity
- › High mechanical and electrical operating life
- › 100% rated neutral pole
- › Protection through Thermal - Magnetic (DN1) & Microprocessor releases (SR18G, SR18G+D, SR18Gi+D & SR71)
- › Self diagnostic Microprocessor based Releases with on-load testing through TEST button
- › Inbuilt thermal memory
- › Protection Releases conform to EMI/EMC standards
- › Data communication & Power Management
- › Breaker Status and Control through MODBUS protocol (UN-CO module)



C-POWER ACB

## C-POWER HE ACBs for Harsh Environment

- › Designed to operate at peak efficiency in Sulphur-rich environments
- › Range 1250A to 5000A, 415/690V ac
- › Available in 3 Pole/4 Pole, Manually & Electrically operated, Fixed and Draw-out versions
- › Protection through Microprocessor release
- › Operates reliably in 3C4 environmental conditions of SO<sub>2</sub> and H<sub>2</sub>S

Please contact the nearest branch office for Details & product Selection



C-POWER HE Range


## Breaking Capacities Offered:

		I <sub>cu</sub> = I <sub>cs</sub> = I <sub>cw</sub> for 1 sec										
		630A	800A	1000A	1250A	1600A	2000A	2500A	3200A	4000A	5000A	6300A
CN-CS : E / G		50kA	50kA	50kA	50kA	50kA	50kA					
	Frame-1											
CN-CS : S1		50kA	50kA	50kA	50kA	50kA	50kA	60kA	60kA			
	Frame-1							Frame-2				
CN-CS : C			50kA	50kA	50kA	50kA	55kA	60kA			95kA	95kA
CN-CS : H			65kA	65kA	65kA	65kA	75kA	75kA				
CN-CS : H2									75kA	75kA		
CN-CS : H / H1									100kA	100kA		
CN-CS : HE				50kA			60kA		75kA		95kA	
	Frame-1			Frame-1			Frame-2		Frame-3		Frame-4	

For technical & dimension details please refer product catalogue. 400A ACB also available on request.



# C-POWER Air Circuit Breakers [8536]



## C-POWER S1 3 & 4 Pole Draw-out ACBs

Rating	Breaking Capacity Icu=Ics=Icw (1 sec)	Version	Microprocessor Based SR18G				Thermal-Magnetic DN1			
			3 Pole		4 Pole		3 Pole		4 Pole	
			Cat. No.	M.R.P. (₹) Per Unit	Cat. No.	M.R.P. (₹) Per Unit	Cat. No.	M.R.P. (₹) Per Unit	Cat. No.	M.R.P. (₹) Per Unit
630A	50kA	MDO	SL96041	216500	SL96061	271600	SL95331	212000	SL95351	267100
		EDO	SL96051	268500	SL96071	323600	SL95341	264000	SL95361	319100
800A	50kA	MDO	SL96042	216500	SL96062	271600	SL95332	212000	SL95352	267100
		EDO	SL96052	268500	SL96072	323600	SL95342	264000	SL95362	319100
1000A	50kA	MDO	SL96043	225100	SL96063	284500	SL95333	220600	SL95353	280000
		EDO	SL96053	277100	SL96073	336500	SL95343	272600	SL95363	332000
1250A	50kA	MDO	SL96044	248400	SL96064	313300	SL95334	243900	SL95354	308800
		EDO	SL96054	300400	SL96074	365300	SL95344	295900	SL95364	360800
1600A	50kA	MDO	SL96045	283200	SL96065	348300	SL95335	278700	SL95355	343800
		EDO	SL96055	335200	SL96075	400300	SL95345	330700	SL95365	395800
2000A	50kA	MDO	SL96046	332600	SL96066	408600	SL95336	328100	SL95356	404100
		EDO	SL96056	384600	SL96076	460600	SL95346	380100	SL95366	456100
2500A	60kA	MDO	SL96047	411200	SL96067	495600	SL95337	406700	SL95357	491100
		EDO	SL96057	463200	SL96077	547600	SL95347	458700	SL95367	543100

Note : Add a Suffix "0000" for all the above mentioned cat. nos.

## C-POWER S1 3 & 4 Pole Fixed ACBs

Rating	Breaking Capacity Icu=Ics=Icw (1 sec)	Version	Microprocessor Based SR18G				Thermal-Magnetic DN1			
			3 Pole		4 Pole		3 Pole		4 Pole	
			Cat. No.	M.R.P. (₹) Per Unit	Cat. No.	M.R.P. (₹) Per Unit	Cat. No.	M.R.P. (₹) Per Unit	Cat. No.	M.R.P. (₹) Per Unit
630A	50kA	MF	SL95561	132800	SL95581	169300	SL95481	128300	SL95501	164800
		EF	SL95571	184800	SL95591	221300	SL95491	180300	SL95511	216800
800A	50kA	MF	SL95562	132800	SL95582	169300	SL95482	128300	SL95502	164800
		EF	SL95572	184800	SL95592	221300	SL95492	180300	SL95512	216800
1000A	50kA	MF	SL95563	145100	SL95583	183100	SL95483	140600	SL95503	178600
		EF	SL95573	197100	SL95593	235100	SL95493	192600	SL95513	230600
1250A	50kA	MF	SL95564	167100	SL95584	208800	SL95484	162600	SL95504	204300
		EF	SL95574	219100	SL95594	260800	SL95494	214600	SL95514	256300
1600A	50kA	MF	SL95565	185300	SL95585	238300	SL95485	180800	SL95505	233800
		EF	SL95575	237300	SL95595	290300	SL95495	232800	SL95515	285800

Note Add a Suffix "0000" for all the above mentioned cat. nos.

### M.R.P. changes for product customization w.r.t. SR18G ACB M.R.P.

	M.R.P. (₹) Per Unit
Bus - Coupler (w/o protection)	Reduce 12000
Microprocessor based SR18G+D (LSING + Current Metering)	Add 15000
Microprocessor based SR18Gi+D (LSING + Current metering + ZSI)	Add 20000

**C-POWER S1 Draw-Out ACBs** will have inbuilt - 2NO+2NC Aux contact for MDO & 6NO+6NC Aux contact for EDO breakers, Safety shutter assembly, Racking handle, Door sealing frame, Push-button cover & Rating error preventor.

Electrical version includes 240V AC Shunt trip coil, Closing coil and Motor for electrical charging.

**C-POWER S1 Fixed ACBs** will have inbuilt - 2NO+2NC Aux contact for MF & 6NO+6NC Aux contact for EF breakers, Door sealing frame & Push-button cover.

Electrical version includes 240V AC Shunt trip coil, Closing coil and Motor for electrical charging.

**Note:** 1 NO Aux contact in manual version & 2NO+2NC in electrical version breakers will be pre-wired with accessories mounted in breaker.

In electrically operated breaker with DN1 release, either earth fault or undervoltage protection can be used.

## CN-CS...E Range 3 Pole Manual Fixed

Rating	Breaking Capacity Icu=Ics=Icw (1 sec)	Version	Thermal-Magnetic Release Type DN1	
			Cat. No.	M.R.P. (₹) Per Unit
400A	50kA	3P MF	SL957210000	87200
630A	50kA	3P MF	SL957220000	88000
800A	50kA	3P MF	SL957230000	93200
1000A	50kA	3P MF	SL957240000	95500
1250A	50kA	3P MF	SL957250000	125200
1600A	50kA	3P MF	SL957260000	131800
2000A	50kA	3P MF	SL932970000	151300



## C-POWER Air Circuit Breakers [8536]



### C-POWER 3 & 4 Pole Draw-out ACBs

Rating	Breaking Capacity I <sub>cu</sub> =I <sub>cs</sub> =I <sub>cw</sub> (1 sec)	Version	Type	Microprocessor Based SR18G				Thermal-Magnetic DN1			
				3 Pole		4 Pole		3 Pole		4 Pole	
				Cat. No.	M.R.P. (₹) Per Unit	Cat. No.	M.R.P. (₹) Per Unit	Cat. No.	M.R.P. (₹) Per Unit	Cat. No.	M.R.P. (₹) Per Unit
800A	65kA	MDO	H	SL95311	363300	#	470700	#	358800	#	466200
		EDO	H	SL95321	415300	#	522700	#	410800	#	518200
1000A	65kA	MDO	H	SL95312	369900	#	500300	#	365400	#	495800
		EDO	H	SL95322	421900	#	552300	#	417400	#	547800
1250A	65kA	MDO	H	SL95313	404500	#	536500	#	400000	#	532000
		EDO	H	SL95323	456500	#	588500	#	452000	#	584000
1600A	65kA	MDO	H	SL95314	455200	#	590600	#	450700	#	586100
		EDO	H	SL95324	507200	#	642600	#	502700	#	638100
2000A	75kA	MDO	H	SL95315	507900	#	609500	#	503400	#	605000
		EDO	H	SL95325	559900	#	661500	#	555400	#	657000
2500A	75kA	MDO	H	SL95316	521300	#	634600	#	516800	#	630100
		EDO	H	SL95326	573300	#	686600	#	568800	#	682100
3200A	75kA	MDO	H2	SL94822	536700	SL94826	658700	#	532200	#	654200
		EDO	H2	SL94824	588700	SL94828	710700	#	584200	#	706200
4000A	75kA	MDO	H2	SL94823	615600	SL94827	783800	#	611100	#	779300
		EDO	H2	SL94825	667600	SL94829	835800	#	663100	#	831300
5000A	95kA	MDO/EDO	C	#	*	#	*	#	*	#	*
6300A	95kA	MDO/EDO	C	#	*	#	*	#	*	#	*

**Note:** For higher breaking capacities & 690V AC application please contact the nearest branch office  
Add a Suffix "0000" for all the above mentioned cat. nos.

### C-POWER 3 & 4 Pole Manual Fixed ACBs

Rating	Breaking Capacity I <sub>cu</sub> =I <sub>cs</sub> =I <sub>cw</sub> (1 sec)	Version	Type	Microprocessor Based SR18G				Thermal-Magnetic DN1			
				3 Pole		4 Pole		3 Pole		4 Pole	
				Cat. No.	M.R.P. (₹) Per Unit	Cat. No.	M.R.P. (₹) Per Unit	Cat. No.	M.R.P. (₹) Per Unit	Cat. No.	M.R.P. (₹) Per Unit
800A	50kA	MF	C	*				*			
1000A	50kA										
1250A	50kA										
1600A	50kA			SL97635	254600	#	330300	SL93005	250100	#	325800
2000A	55kA			SL97636	280600	#	378200	SL93006	276100	#	373700
2500A	60kA										

**Note:** For higher breaking capacities & 690V AC application please contact the nearest branch office  
Add a Suffix "0000" for all the above mentioned cat. nos.

M.R.P. changes for product customization w.r.t. SR18G M.R.P.		M.R.P. (₹) Per Unit
Bus-Coupler (w/o protection)	Reduce	12000
Microprocessor based SR18G+D (LSING + Current Metering)	Add	15000
Microprocessor based SR18Gi+D (LSING + Current metering + ZSI)	Add	20000
Microprocessor based SR71 (LSING + Current metering + Advance protection + PS Module)	Add	
Communication Module (MODBUS) for SR71 release (SR71 - COM) <sup>§</sup>	SL946980000	*
Power Metering Module for SR71 release (SR71 - PM) <sup>§</sup>	SL946990000	

#### § Chapter ID [8538]

**C-POWER Draw-Out ACBs** will have inbuilt - 6NO+6NC Aux contact, Safety shutter assembly, Racking handle, Door sealing frame, Push-button cover & Rating Error preventor. Option of horizontal & vertical termination upto 4000A also available. Operation counter for 4000A & above.  
EDO version includes 240V AC Shunt trip coil, Closing coil and Motor for electrical charging.

**C-POWER Fixed ACBs** will have inbuilt - 6NO+6NC Aux contact, Door sealing frame & Push-button cover. Operation counter for 4000A & above.

**Note:** 1 NO Aux contact in manual version & 2NO+2NC in electrical version breakers will be pre-wired with accessories mounted in breaker.

In electrically operated breaker with DN1 release, either earth fault or undervoltage protection can be used.

**Note:** Electrical Fixed type breakers are available on request.

# Available on "Made to order" basis. \* Available on request



## Accessories (Common for C-POWER Family)



LTPB



LIP



Shunt Release



UV Release

Description	Cat. No.	M.R.P. (₹) Per Unit
<b>Lockable Trip Push Button (LTPB) [8301]</b>		
Type AA	SL93148000A	5180
Type BB	SL93148000B	5180
Type CC	SL93148000C	5180
Type DD	SL93148000D	5180
Lockable Trip Push Button kit (3 I/C & 2 B/C)	SL919360000	25900
<b>Locking of ACB in Isolated position (LIP) [8301]</b>		
Type A	SL93146000A	5180
Type B	SL93146000B	5180
Type C	SL93146000C	5180
Type D	SL93146000D	5180
<b>Locking of ACB in Any position (LAP) [8301]</b>		
Type A	SL93147000A	5180
Type B	SL93147000B	5180
Type C	SL93147000C	5180
Type D	SL93147000D	5180
<b>Racking Interlock [8301]</b>		
Type AA	SL93149000A	7140
Type BB	SL93149000B	7140
Type CC	SL93149000C	7140
Type DD	SL93149000D	7140
<b>Padlock [8301]</b>		
Racking Padlock Assembly	CL900250000	2420
<b>Other Accessories [8538]</b>		
Door Interlock	SL931500000	3800
Mechanical Operation Counter*	XM808370000	3760
Mounting Kit for Front Mounted Counter	SL958820000	1330
Spring Charge Indication Microswitch	SL960000000	3010

\* For mounting the Operation counter, mounting kit "SL958820000" needs to be ordered separately. Operation Counter inbuilt for rating 4000A to 6300A.



### Vertical Terminal Adaptor

Description & Rating	Cat. No.	M.R.P. (₹) Per Unit	Std. Pkg. (Nos.)
<b>Vertical Terminal Adaptors for Draw out C-POWER ACB [8538]</b>			
400-1250 S1/800-1000 C	SL932810000	6460	1
1600-2000 S1/1250-1600 C/800-1600 H	SL932820000	7840	1
2000 C	SL932840000	11600	1
2000 H/2500 C/H	SL932850000	12100	1
2500 S1	SL932890000	12100	1
3200 S1	SL932860000	14900	1
3200H2/H1, 4000H2/H	SL932880000	36100	1

Description	Cat. No.	M.R.P. (₹) Per Unit
<b>Shunt Release (SR) [8538]</b>		
Type EA : 24/48V DC	SL927180400	3900
Type EA : 110V DC	SL927180100	3900
Type EA : 220V DC	SL927180200	3900
Type EA1 : 110V AC	SL927180A00	3900
Type EA1 : 240V AC	SL927180B00	3900
Type EA1 : 415V AC	SL927180D00	3900
<b>Under Voltage Release (UVR) [8538]</b>		
Type MV : 24V DC	ST368770000	5840
Type MV : 240V AC	SL92720B000	5840
Type MV : 415V AC	SL92720D000	5840
<b>Earth Fault Release ( for DN1) [8538]</b>		
Type EF1 (10%, 20% In )	SL913400000	5170
Type EF2 (30%, 40%, 50% In)	SL913410000	5170
<b>Remote Fault Indication [8538]</b>		
AN1 Remote Annunciation Module for SR18G/SR18G+D/SR18Gi+D : 240V AC	SL946540000	12500
<b>Microswitches for Indication [8536]</b>		
Microswitch for Voltmetric Releases (2) each	SL927030000	3210
Microswitch for Common Indication of O/L & S/C (3) each	SL927040000	3210
Microswitch for Separate Indication of O/L & S/C (3) each (for DN1 release)	SL927050000	5360
Service Position Microswitch - Right (2)	SL931420000	2170
Service Position Microswitch - Left (2)	SL931430000	2170
Test or Isolated Position Microswitch - Right (2)	SL931440000	2170
Test or Isolated Position Microswitch - Left (2)	SL931450000	2170

#### Note:

- The Numerical in brackets, against various accessories indicate the SICs required for wiring purpose in Draw-Out breakers
- Shunt release requires one set of auxiliary contacts
- Maximum 24 SICs can be fitted on an ACB. In Electrical ACBs 5 SICs are prewired for control circuit purpose

### Features

- > Remote Status & Control of ACB
- > Communicates on MODBUS Protocol
- > Inbuilt RS485 Port

Description	Cat. No.	M.R.P. (₹) Per Unit	Std. Pkg. (Nos.)
UN-CO module for Breaker control	CL908520000**	14600	1

\*\*Available till stock last



## Protection Releases



SR71



SR18G



SR18G+D/SR18Gi+D



CT

Description	Cat. No.	M.R.P. (₹) Per Unit
<b>Protection Releases [8538]</b>		
Microprocessor based type SR71	On Request	
Microprocessor based type SR18Gi+D	SL948130000	67700
Microprocessor based type SR18G+D	SL948120000	62700
Microprocessor based type SR18G	SL960300000	47700
Thermal-Magnetic Release type DN1	SL931520000	43200
Universal Test Kit	CL904620000	117000

### Universal Test Kit

Compatible with following Lauritz Knudsen Protection Releases

- › SR protection releases of C-Power ACB family
- › UNRS protection releases of U-Power ACB family
- › MTX and RC releases of D-Sine MCCB family

### Upgrade to high end communicable Release SR71

Retrofit kit solutions are available

For further details please contact the nearest branch office

Description	Cat. No.	M.R.P. (₹) Per Unit	Std. Pkg. (Nos.)
<b>CTs for SR18G / SR18G+D / SR18Gi+D [8504]</b>			
400 S1 Fix & Draw-out	SL015230000	7640	1
630 S1 Fix & Draw-out	ST374950000	7640	1
800 C/H/S1 Fix & Draw-out	SL018570000	7640	1
1000 C/H/S1 Fix & Draw-out	SL018580000	7640	1
1250 C/H/S1 Fix & Draw-out	SL905710000	9240	1
1600 C/H/S1 Fix & Draw-out	SL905720000	9240	1
2000 C/H Fix & Draw-out	SL905650000	10200	1
2000 S1 Draw-out	SL932100000	10200	1
2500 C/H Fix & Draw-out	SL905660000	10200	1
2500 S1 Draw-out			
3200 H2/H1 Draw-out	SL017400000	11800	1
4000 H2/H Draw-out	SL017390000	14100	1

For External Neutral C.T.s please use the above Cat. No.



Protect your equipment in Sulphur-rich environments

### C-POWER HE Air Circuit Breaker

- Range 1250A to 5000A, 415/690V ac
- Available in 3 Pole/4 Pole, Manually & Electrically operated, Fixed & Draw-out versions
- Protection through Microprocessor release



### FN BOLTED HE Switch-Disconnect-Fuse

- Range 32A to 630A, 415V ac, AC 23A
- TPN version suitable for Bolted Fuse Link
- Door Interlocking & Padlocking facility



Lauritz Knudsen Electrical & Automations HE range of Air Circuit Breakers (ACBs) and Switch-Disconnect-Fuse (S-D-F) are designed to ensure that they operate at peak efficiency for their entire lifespan in harsh, Sulphur-rich environments.

For more details please scan the QR code or click here



### Customer Interaction Center (CIC)

Phone no: 022-6932 7800

Web: www.LK-EA.com | e-mail: CIC@LK-EA.com

Copyright © 2015

# S-Line

## Busbar Trunking System

The S-Line Busbar Trunking System from Lauritz Knudsen Electrical & Automation provides reliable, safe and economic distribution solutions for commercial spaces.

### Key Features:

- › Minimum transmission loss when compared to cables
- › Current Rating: 250A to 6300A
- › Rated Insulation Voltage - 1000V
- › Class-F Halogen free insulation with RoHS compliance
- › Maintenance free block set joints
- › Enclosure: GI or Aluminium
- › Ingress protection: IP-54, IP-55, IP-66
- › Plug-in boxes up to 630A, Tap-off boxes up to 1250A
- › Excellent short circuit ratings up to 100kA



New


The S-Line Busbar Trunking System is now equipped with Smart solution of Temperature monitoring system



### Architecture for Thermal Monitoring:



Smartcomm



Gateway + 5V PS Module



TMZ1



TMZ2



TMZ20

### Key Features:

- › Real-time Temperature Monitoring
- › Remote Temperature Monitoring
- › Integration with Smartcomm PMS
- › Human and Equipment Safety

Customer Interaction Center (CIC)

Phone no: 022-6932 7800

Web: [www.LK-EA.com](http://www.LK-EA.com) | e-mail: [CIC@LK-EA.com](mailto:CIC@LK-EA.com)



# ENGINEERED FOR ENDURANCE BUILT TO WITHSTAND TOUGH CONDITIONS



## LTXL Capacitor



Designed to operate at  
Temperature upto 70°C



3 x In Over Current  
withstand capacity



Highest 500 x In  
Inrush current  
withstand capacity.



Special Stainless  
Steel Earthing pad  
corrosion proof.



Glazed ceramic  
bushing provide  
better protection.



Enhanced Durability

Customer Interaction Center (CIC)

Phone no: 022-6932 7800

Web: [www.LK-EA.com](http://www.LK-EA.com) | e-mail: [CIC@LK-EA.com](mailto:CIC@LK-EA.com)



## Power Factor Correction Capacitors [8532]

Parameters	Standard Duty		Heavy Duty		HD Plus Gas Filled	Super Heavy Duty	APP	LTXL Ultra Heavy Duty	
	Cylindrical	Box	Cylindrical	Box	Cylindrical	Cylindrical**	Box	Cylindrical**	Box
Over current withstand capability	1.5 x In	1.5 x In	1.8 x In	1.8 x In	1.8 x In	2.5 x In	2.5 x In	3 x In	3 x In
Operating losses	0.45 W/kVAr	0.45 W/kVAr	0.5 W/kVAr	0.5 W/kVAr	0.45 W/kVAr	0.45 W/kVAr	0.5 W/kVAr	0.45 W/kVAr	0.5 W/kVAr
Peak Inrush current withstand capability	200 x In	200 x In	250 x In	300 x In	300 x In	350 x In	300 x In	500 x In	500 x In
Number of switching operations per year	5000	5000	7500	8000	8000	15000	10000	18000	20000
Max. Temperature	55°C	55°C	55°C	55°C	55°C	65°C	55°C	65°C	70°C
Operating life	100000 hrs.	100000 hrs.	130000 hrs.	150000 hrs.	150000 hrs.	200000 hrs.	200000 hrs.	300000 hrs.	300000 hrs.

### Standard Duty Capacitors

#### Features

- > Finger proof Sigut terminal in Cyl capacitor
- > 150% continuous current carrying capacity
- > Self-Healing property
- > Soft resin as coolant
- > Inbuilt Over Pressure Disconnecter (OPD)



Type	kVAr Rating	Voltage (V)	M.R.P. (₹) per kVAr
Cylindrical 1 to 6 kVAr - Series : LTCCF 7.5 to 33.1 kVAr - Series : LTCCD	1 to 25	440	<b>266</b>
	1.2 to 27.7	480	<b>266</b>
	1.3 to 33.1	525	<b>266</b>
Box 1 to 6 kVAr - Series : LTBCF 7.5 to 33.1 kVAr - Series : LTBCD	1 to 30	440	<b>304</b>
	11.1 to 27.7	480	<b>304</b>
	13.2 to 33.1	525	<b>304</b>

### Heavy Duty Capacitors

#### Features

- > 180% continuous current carrying capacity
- > Self-Healing property
- > Soft resin as coolant
- > Inbuilt over pressure disconnecter (OPD)
- > Finger proof Sigut terminal in Cyl capacitor
- > Low losses



### HD Plus Gas Filled Capacitor

#### Features

- > High inrush current carrying capacity 300 x In
- > Inert gas as coolant (Non-flammable)
- > Self-Healing property
- > Inbuilt Over Pressure Disconnecter (OPD)
- > Finger proof Sigut terminal in Cyl capacitor
- > Long life



Type	kVAr Rating	Voltage (V)	M.R.P. (₹) per kVAr
Cylindrical Series: LTCCN	3 to 5	440	<b>606</b>
	7.5 to 15		<b>495</b>
	20 & 25		<b>460</b>
	7.5 to 15	480	<b>495</b>
	20 to 30		<b>460</b>
	7.5 to 15	525	<b>495</b>
	20 to 33.1		<b>460</b>

Type	kVAr Rating	Voltage (V)	M.R.P. (₹) per kVAr
Cylindrical Series: LTCCCH	1 to 4	440 V	<b>508</b>
	5 to 15		<b>467</b>
	20 to 30		<b>455</b>
	5.5 to 16.6	480 V	<b>467</b>
	22.1 & 27.7		<b>455</b>
	6.6 to 16.6	525 V	<b>467</b>
	20 to 33.1		<b>455</b>
Box Series: LT BCH	1 to 4	440 V	<b>565</b>
	5 to 15		<b>479</b>
	20 to 50		<b>469</b>
	5.5 to 15	480 V	<b>503</b>
	20 to 27.7		<b>493</b>
	6.6 to 15	525 V	<b>503</b>
	20 to 33.1		<b>493</b>



## \*\*Super Heavy Duty Capacitors

### Features

- > High over current withstand capacity 2.5 x In
- > High Inrush current withstand capacity 350 x In



Type	kVAr Rating	Voltage (V)	M.R.P. (₹) per kVAr
**Cylindrical Series: LTCCR	3 to 5	440 V	613
	7.5 to 15		501
	20 & 25		474
	1.2 to 5.5	480 V	644
	11.1 & 15		548
	20 to 27.7		497
	1.3 to 5	525 V	656
6.6 to 15	558		
20 to 33.3	507		

## APP Capacitors

### Features

- > High over current withstand capacity 2.5 x In
- > High Inrush current withstand capacity 300 x In
- > Glazed ceramic bushing
- > Tinned Copper studs



Type	kVAr Rating	Voltage (V)	M.R.P. (₹) per kVAr
Box Series: LTBCP	5 to 15	440 V	808
	20 to 50		782
	5.5 to 13.8	480 V	808
	16.6 to 55.3		782
	6.6 & 13.2	525 V	808
	16.6 to 66.2		782

## LTXL - Ultra Heavy Duty Capacitors

### Features

- > High over current withstand capacity 3 x In
- > High Inrush current withstand capacity 500 x In
- > Glazed ceramic bushing (In box type capacitor)
- > Lower thermal impedance
- > Designed to operate at temperature up to 70°C



Type	kVAr Rating	Voltage (V)	M.R.P. (₹) per kVAr
**Cylindrical Series : LTCCU	5 to 15	440V	1034
	20 & 25		1017
	7.5 to 15	480V	1034
	20		1017
	7.5 to 15	525V	1034
20	1017		
Box Series: LTBCU	5 to 15	440V	1169
	20 to 50		1146
	7.5 to 15	480V	1169
	20 to 30		1146
	7.5 to 15	525V	1169
	20 to 33.1		1146

## Ordering Information for Capacitors

C - Cylindrical, B - Box

Duty: D/F – Standard\*  
M - Standard duty Box with MCB & LED Indication

H - Heavy  
N - Gas Filled  
R - Super Heavy  
P - APP  
U - Ultra Heavy

### Sample ratings

**kVAr Rating**  
01 - 1 kVAr  
07 - 7.5 kVAr  
10 - 10 kVAr  
12 - 12.5 kVAr

**Voltages:**B- 440V, C-480V, M- 525V

\*\* F - 1 to 6 kVAr. D - 7.5 kVAr & above

L T C 3 2 **Catalogue Number**

\*\* SHD (LTCCR) & LTXL Cyl (LTCCU) are long lead items. Contact nearest branch for delivery schedule & technical specs before ordering.

Capacitor Series	kVAr ratings		
	440 V	480 V	525 V
LTCCF	1, 2, 3, 4, 5, 6	1.2, 2.2, 3.3, 4.4, 5.5	1.3, 2.6, 3.9, 5.3, 6.6
LTBCF	1, 2, 3, 4, 5, 6	-	-
LTCCD/LTBCD	7.5, 8.33, 10, 12.5, 15, 20, 25, 30*	11.1, 13.8, 16.6, 22.1, 27.7	13.2, 16.6, 20, 26.5, 30, 33.1
LTBCM	5, 7.5, 8.33, 10, 12.5, 15, 20, 25	-	-
LTCCH	1, 2, 3, 4, 5, 7.5, 10, 12.5, 15, 20, 25, 30	5.5, 11.1, 13.8, 16.6, 22.1, 27.7	6.6, 13.2, 16.6, 20, 26.5, 30, 33.1
LTBCH	1, 2, 3, 4, 5, 7.5, 8.33, 10, 12.5, 15, 20, 25, 30, 50	5.5, 11.1, 15, 20, 25, 27.7	6.6, 13.2, 15, 20, 25, 30, 33.1
LTCCN	3, 4, 5, 7.5, 8.33, 10, 12.5, 15, 20, 25	7.5, 12.5, 15, 20, 25, 30	7.5, 12.5, 15, 20, 25, 30, 33.1
LTCCR	3, 4, 5, 7.5, 8.33, 10, 12.5, 15, 20, 25	1.2, 2.2, 3.3, 4.4, 5.5, 11.1, 15, 20, 25, 27.7	1.3, 2.6, 3.9, 5, 6.6, 13.2, 15, 20, 25, 30, 33.3
LTBCP	5, 7.5, 10, 12.5, 15, 20, 25, 50	5.5, 11.1, 13.8, 16.6, 22.1, 27.7, 55.3	6.6, 13.2, 16.6, 20, 26.5, 30, 33.1, 66.2
LTCCU	5, 7.5, 8.33, 10, 12.5, 15, 20, 25	7.5, 10, 12.5, 15, 20	7.5, 10, 12.5, 15, 20
LTBCU	5, 7.5, 8.33, 10, 12.5, 15, 20, 25, 30, 50	7.5, 10, 12.5, 15, 20, 25, 30	7.5, 12.5, 15, 20, 25, 30, 33.1


\* Only LTBCD is available at 30 kVAr



## Detuned Reactors, 440 V, 50 Hz [8504]

### Features

- > Copper & Aluminium wound reactors
- > H-class insulation
- > Lower operating losses
- > 180% linearity\*
- > Thermal cut off
- > Better Harmonic Blocking Capability [Quality Factor > 35]



kVar Rating	7% Copper Reactor		7% Aluminium Reactor		14% Copper Reactor		14% Aluminium Reactor	
	Cat. No.	M.R.P. (₹) Per Unit	Cat. No.	M.R.P. (₹) Per Unit	Cat. No.	M.R.P. (₹) Per Unit	Cat. No.	M.R.P. (₹) Per Unit
1	LTFR0701B2	9185	LTAL0701B2	6665	LTFR1401B2	17855	LTAL1401B2	11000
2	LTFR0702B2	10030	LTAL0702B2	7270	LTFR1402B2	19465	LTAL1402B2	11980
3	LTFR0703B2	11370	LTAL0703B2	8235	LTFR1403B2	22075	LTAL1403B2	13575
4	LTFR0704B2	12085	LTAL0704B2	8755	LTFR1404B2	23470	LTAL1404B2	14440
5	LTFR0705B2	13075	LTAL0705B2	9465	LTFR1405B2	25375	LTAL1405B2	15620
10	LTFR0710B2	18535	LTAL0710B2	13435	LTFR1410B2	35970	LTAL1410B2	23500
12.5	LTFR0712B2	20340	LTAL0712B2	14740	LTFR1412B2	39460	LTAL1412B2	25685
15	LTFR0715B2	22995	LTAL0715B2	17685	LTFR1415B2	42220	LTAL1415B2	30690
20	LTFR0720B2	25930	LTAL0720B2	19500	LTFR1420B2	50285	LTAL1420B2	34885
25	LTFR0725B2	27435	LTAL0725B2	19875	LTFR1425B2	53215	LTAL1425B2	35820
50	LTFR0750B2	43525	LTAL0750B2	31535	LTFR1450B2	84440	LTAL1450B2	52035
75	LTFR0775B2	64695	LTAL0775B2	46895	LTFR1475B2	125515	LTAL1475B2	77365
100	LTFR0700B2	88945	LTAL0700B2	64440	LTFR1400B2	172435	LTAL1400B2	106325

\* Prices of 200% linearity reactors are available on request.

For industries with High Voltage Harmonics, special solutions are available on request. Contact your nearest sales office for the customised solutions.

## Selection of capacitors for detuned harmonic filter application

Step Size & 440 V Reactor rating (kVar)	With 7% detuned reactor			With 14% detuned reactor	
	Capacitor series	480 V Capacitor (kVar)	525 V Capacitor (kVar)	Capacitor series	525 V Capacitor (kVar)
1	LTCCF, LTCCR	1.2	1.3	LTCCF, LTCCR	1.3
2	LTCCF, LTCCR	2.2	2.6	LTCCF, LTCCR	2.6
3	LTCCF, LTCCR	3.3	3.9	LTCCF, LTCCR	3.9
4	LTCCF	4.4	5.3	LTCCF	5.3
	LTCCR		5	LTCCR	5
5	LTCCF, LTCCH, LTCCR, LTBCB, LTBCP	5.5	6.6	LTCCF, LTCCH, LTCCR, LTBCB, LTBCP	6.6
	LTCCN, LTCCU, LTBCU	7.5	7.5	LTCCN, LTCCU, LTBCU	7.5
10	LTCCD, LTCCH, LTCCR, LTBCD, LTBCB, LTBCP	11.1	13.2	LTCCD, LTCCH, LTCCR, LTBCD, LTBCB, LTBCP	13.2
	LTCCN, LTCCU, LTBCU	12.5	12.5	LTCCN, LTCCU, LTBCU	12.5
12.5	LTCCN, LTCCR, LTCCU, LTBCB, LTBCU	15	15	LTCCN, LTCCR, LTCCU, LTBCB, LTBCU	15
	LTCCD, LTCCH, LTBCD, LTBCP	13.8	16.6	LTCCD, LTCCH, LTBCD, LTBCP	16.6
15	LTCCN, LTCCR, LTCCU, LTBCB, LTBCU	20	20	LTCCD, LTCCN, LTCCH, LTCCR, LTCCU, LTBCD, LTBCB, LTBCP, LTBCU	20
	LTCCD, LTCCH, LTBCD, LTBCP	16.6			
20	LTCCN, LTCCR, LTBCB, LTBCU	25	25	LTCCN, LTCCR, LTBCB, LTBCU	25
	LTCCD, LTCCH, LTBCD, LTBCP	22.1	26.5	LTCCD, LTCCH, LTBCD, LTBCP	26.5
	LTCCU	7.5 + 15	2 x 12.5	LTCCU	2x12.5
25	LTCCD, LTCCH, LTCCR, LTBCD, LTBCB, LTBCP	27.7	33.1	LTCCD, LTCCN, LTCCH, LTCCR, LTBCD, LTBCB, LTBCP, LTBCU	30
	LTBCU, LTCCN	30			
	LTCCU	12.5 + 15		15 + 20	LTCCU
50	LTCCD, LTCCH, LTCCR, LTBCD, LTBCB	2 x 27.7	2 x 33.1	LTCCD, LTCCN, LTCCH, LTCCR, LTBCD, LTBCB, LTBCP, LTBCU	2 x 30
	LTBCU, LTCCN	2 x 30			
	LTCCU	2 x (12.5 + 15)	2 x (15 + 20)	LTCCU	3 x 20
	LTBCP	55.3	66.2		
75	LTCCD, LTCCH, LTCCR, LTBCD, LTBCB	3 x 27.7	3 x 33.1	LTCCD, LTCCN, LTCCH, LTCCR, LTBCD, LTBCB, LTBCP, LTBCU	3 x 30
	LTBCU, LTCCN	3 x 30			
	LTCCU	3 x (12.5 + 15)	3 x (15 + 20)	LTCCU	(4 x 20) + 10
	LTBCP	27.7 + 55.3	33.1 + 66.2		
100	LTCCD, LTCCH, LTCCR, LTBCD, LTBCB, LTBCP	4 x 27.7	4 x 33.1	LTCCD, LTCCN, LTCCH, LTCCR, LTBCD, LTBCB, LTBCP, LTBCU	4 x 30
	LTBCU, LTCCN	4 x 30			
	LTCCU	4 x (12.5 + 15)	4 x (15 + 20)	LTCCU	6 x 20
	LTBCP	2 x 55.3	2 x 66.2		

### Capacitor Duty Contactors - Type MO C [8536]

**Features**

- > Conforms to IS / IEC 60947-4-1 & IEC 60947-4-1
- > Delatching type early make contacts
- > Separate termination for damping resistors
- > Encapsulated damping resistor assembly
- > Common coil for 50 & 60Hz application
- > Low pick-up VA consumption
- > **RoHS** compliant



Size	kVA Rating @ 440V, 3Ph, 50Hz	Type	Built-in Auxiliary Contacts	Cat. No.	M.R.P. (₹) Per Unit	Std. Pkg. (Nos.)
Fr 1	3	MO C3	1NO	CS96146	2240	1
	5	MO C5	1NO	CS96127	2340	1
	8.5	MO C8.5	1NO	CS96320	2660	1
	10	MO C10	1NO	CS96156	2840	1
	12.5	MO C12.5	1NO	CS96321	3030	1
	15	MO C15	1NO	CS90019	3940	1
	20	MO C20	1NO	CS90021	4580	1
	25	MO C25▲	1NO	CS96322	5180	1
Fr 2	30	MO C30\$	1NO	CS96148	7990	1
	40	MO C40	1NO	CS96147	13420	1
	50	MO C50	1NO	CS96324	14340	1
Fr 3	60	MO C60\$	1NO	CS96149	16190	1
	75	MO C75	1NO	CS96150	19050	1
	85	MO C85	1NO	CS96157	19200	1
	100	MO C100\$	1NO	CS96158	19800	1

### Thyristor Switching Module, 440V 50Hz [8538]

**Features**

- > High Peak Inverse Voltage (PIV) - 2.2 kV
- > Lower operating losses
- > Auto thermal cut off
- > No moving parts
- > LEDs for various status/fault indications



kVA Rating	Cat. No.	M.R.P. (₹) Per Unit
10	LTTSM10B2	25440
25	LTTSM25B2	36290
50	LTTSM50B2	41565

**Note:** Above prices include Quick Discharge Resistors (QDR)  
\* Available till stock last

**Note:**

- 1) For ordering add-on aux. contact block, please refer page No. 8
- 2) For ordering suffix, please refer page No.10
- 3) For ordering spare coils, please refer page No. 11
- 4) Standard coil voltage : 240V, 50/60 Hz
- 5) For ordering MO C surge suppressor, please refer page No. 9

- ▲ If using 16 sq mm cable use of spreader link kit is mandatory
- ▲ For ordering spreader link kit, Please refer page No.9
- § Spreader link along with phase barrier included in packing

### Thyristor Switching Module, 440V 50Hz [8538] New

**Features**

- > High Peak Inverse Voltage (PIV) - 2.2 kV
- > Inbuilt control supply voltage
- > Auto thermal cut off
- > LEDs for various status/fault indications
- > Ambient Temperature -10° C to 55° C
- > No moving parts
- > On-site self test logic
- > Low operating losses
- > 2 Nos Aux Contact outputs for Fault and status



kVA Rating	Cat. No.	M.R.P. (₹) Per Unit
10	CS920490000	25440
25	CS920500000	36290
50	CS920510000	41565

**Note:** Above prices include Quick Discharge Resistors (QDR)

**Like Clear Water and Air,  
Power Quality Matters**

Experience unmatched power reliability, energy efficiency & equipment performance with our Power Quality Solutions

Global Reach  
18 years  
experience

Innovation  
Advanced  
technology

Quality  
of service  
guaranteed

Support  
services  
available



## APFC Controller [8538]

### etaULTRA - APFC Controller - 3 CT inputs

#### Features

- > 3 Phase Current and Voltage measurement
- > PF display - 3 Digit after decimal
- > Individual harmonics measurement up to 31st order
- > Dual PF setting for Mains - DG application
- > Communication through Inbuilt MODBUS RS-485 Protocol
- > Suitable for LT as well as HT side sensing

### Cascading (Master - Slave configuration) for APFC panel with more than 16 steps



### 4 Quadrant Operation suitable for Solar Powered installations

Model Name	No. of steps (For Contactor switching)	No. of steps (For Thyristor switching)	Voltage Input	Cat No.	Size	M.R.P. (₹) Per Unit
etaULTRA 8R	8	0	110 / 415	CS910500000	144 x 144	19900
etaULTRA 16R	16	0		CS910510000		27900
etaULTRA 14T+2R	2	14		CS910530000		27900
etaULTRA 8T+8R	8	8		CS910540000		22500

Last Two Contacts can be programmed for Capacitor Switching / Alarm Function / Fan Control

## APFC Controller [8538]

### etaSMART - APFC Controller - 1 CT input

#### Features

- > Simple and Smart Controller
- > Auto programming function available
- > CT secondary - 1 / 5 Amp site selectable



### 4 Quadrant Operation suitable for Solar Powered installations

### etaSMART T - APFC Controller for Thyristor Switching with 1 CT input

No. of O/P steps (for Thyristor switching)	Size	Cat. No.	Single CT input	Voltage Input	M.R.P. (₹) Per Unit
6	96 x 96	CS916130000	1/ 5 Amp	415 V	14500
8	144 x 144	CS916140000			16800
12	144 x 144	CS916150000			21000
15	144 x 144	CS916160000			24500

One separate relay contact is available for Alarm

### etaSMART R - APFC controller for Contactor switching with 1 CT input

No. of steps (For Contactor Switching)	Size	Cat. No.	Single CT input	Voltage Input	M.R.P. (₹) Per Unit
4	96 x 96	CS908840000	1/ 5 Amp	415 V	7950
6	96 x 96	CS908850000			10300
8	96 x 96	CS909020000			12200
12	144 x 144	CS909030000			18900
14	144 x 144	CS909040000			21900
16	144 x 144	CS909050000			23900

Last Two Contacts can be Programmed for Capacitor Switching / Alarm Function / Fan Control



# Power Factor Perfected, Harmonics Mitigated



## ASVG

Experience the next generation of power quality solutions. Our Advanced Static VAR Generator (ASVG) dynamically corrects power factor for varying loads and mitigates harmonic distortion, resulting in improved system performance and a longer equipment lifespan. ASVG compatibility with Hybrid controller enables true hybrid solutions, offering greater control and flexibility.



Ultra-High Speed compensation using IGBT



Dynamic Stepless Power Factor Correction



Harmonic Mitigation

## Advanced Static VAR Generator (ASVG) [8504] New

### ASVG Features

- > Dynamic Stepless PF Correction
- > Lightning-Fast Response time of 50 microsec
- > Bidirectional functionality (Leading & Lagging)
- > Harmonic Mitigation up to 15th Order
- > Load balancing
- > Dual power factor correction (DG & EB)
- > Innovative 3-Level NPC Inverter technology
- > Engineered to Withstand High VTHD
- > Equipped with Advanced Protection System
- > Well-suited for LT or HT side current sensing
- > Modular & scalable design
- > Integrated MODBUS Communication
- > Wall Mount/Rack mount Installation

### Hybrid controller

- > Intuitive Touchscreen display
- > Easy installation & programming
- > 18 Ports to connect Capacitor banks (Thyristor & Cap. duty Contactor Switching)
- > Alarm and Event Management
- > Bar Chart Visualization



Device Rating (KVAR)	3P4W ASVG (415 V, -25%+10%)		3P3W ASVG (415 V, -25%+15%)	
	Cat. No.	M.R.P. (₹) Per Unit	Cat. No.	M.R.P. (₹) Per Unit
30	ASVG0030H4WD2	On Request	ASVG0030H3WD2	On Request
50	ASVG0050H4WD2		ASVG0050H3WD2	
100	ASVG0100H4WD2		ASVG0100H3WD2	
30	ASVG0030N4WD2		ASVG0030N3WD2	
50	ASVG0050N4RD2		ASVG0050N3RD2	
100	ASVG0100N4RD2		ASVG0100N3RD2	
<b>Hybrid Controller / HMI</b>				
18 Stage Relay O/P		ASVGHC18R00T	On Request	
18 Stage Thyristor O/P		ASVGHC00R18T		
9 Stage Relay 9 Stage Thyristor O/P		ASVGHC09R09T		
7 Inch HMI		ASVGHMI007		



Active Harmonic Filter (AHF) [8543]



**AHF Features**

- › Reduces THD within IEEE-519 limits.
- › Harmonic Cancellation up to 50th Order
- › Improve both distortion factor & Displacement Power Factor.
- › Load balancing.
- › 3P4W AHF to be used where triplen harmonic mitigation required.
- › Scalable architecture for future expansion
- › Ease of monitoring using Touch Screen HMI
- › Integrated MODBUS Communication

Contact your nearest sales office for customized solution.

Filter Rating (A)	3 Phase 3 wire AHF Without Neutral Compensation		3 Phase 4 wire AHF With Neutral Compensation	
	Cat. No.*	M.R.P. (₹) Per Unit	Cat. No.*	M.R.P. (₹) Per Unit
30	AHF030431D2	On Request	AHF030441D2	On Request
60	AHF060431D2		AHF060441D2	
75	AHF075431D2		AHF075441D2	
100	AHF100431D2		AHF100441D2	
125	AHF125433D2		AHF125443D2	
150	AHF150431D2		AHF150441D2	
200	AHF200431D2		AHF200441D2	
250	AHF250433D2		AHF250443D2	
300	AHF300431D2		AHF300441D2	
400	AHF400431D2		AHF400443D2	
500	AHF500433D2		-	
600	AHF600431D2		-	
750	AHF750433D2		-	
1000	AHF000433D2		-	

\*Standard CAT No. Configuration Cable Entry – Top/Cable Alley

Customisable options available  
 IP Class – IP 40/IP 42/IP 54  
 Conformal Coating - (3C3)



# Type Tested APFC Panels - Safe, Reliable and Smart solution to maintain Power Factor

## Type tested and certified design

- › Engineered to the highest standards - Type tested as per IEC 61439-1&2, IEC61921 & IS13947
- › Ingress Protection up to IP42 as per IEC 60529, IS2147 to protect equipment under harsh environments


## Reliable

- › Worry free PF management with 4 quadrant PF controller
- › Certified for better thermal management as per IEC 61921
- › Design verified assemblies of both constructional & permanence requirements
- › Separate section for detuned reactors, capacitors & switchgear ensures longer life of components & less worry on maintenance

## Safety

- › Form 3B separation (compartmentalized design for switchgear)
- › Bus bars with more clearance than prescribed in standards
- › A minimum of IP2X degree of protection even when the doors / covers in open condition
- › Earthing of each and every door and structural members
- › Zero stray voltage on doors & covers ensures both operator & equipment safety

**Hybrid Harmonic Filters (ASVG + APFC) & (AHF + APFC) can also be offered. Contact our nearest sales office for such customized solution**



## Suggested Step Ratings for APFC Panels

Panel Rating (kVAR)	Physical Step Size (kVAR)	No. of Physical Steps	Electrical Steps (All Possible Combination of Physical Steps)	No. of Electrical Steps
10	4 + 3 + 2 + 1	4	1,2,3,4...8,9,10	10
15	5 + 4 + 3 + 2 + 1	5	1,2,3,4...13,14,15	15
20	10 + 5 + 2x2 + 1	5	1,2,3,4...18,19,20	20
25	15 + 5 + 2x2 + 1	5	1,2,3,4...23,24,25	20
30	15 + 10 + 2x2 + 1	5	1,2,3,4...28,29,30	22
35	20 + 10 + 2x2 + 1	5	1,2,3,4...33,34,35	23
40	20 + 10 + 5 + 3 + 2	5	2,3,5,7...35,37,38,40	24
45	25 + 10 + 5 + 3 + 2	5	2,3,5,7...40,42,43,45	24
50	25 + 15 + 5 + 3 + 2	5	2,3,5,10...45,47,48,50	24
55	25 + 15 + 10 + 3 + 2	5	2,3,5,10...50,52,53,55	25
60	25 + 15 + 10 + 5 + 3 + 2	6	2,3,5,7...55,57,58,60	36
65	25 + 2x15 + 5 + 3 + 2	6	2,3,5,7...60,62,63,65	35
70	25 + 20 + 15 + 5 + 3 + 2	6	2,3,5,7...65,67,68,70	36
75	2x25 + 15 + 5 + 3 + 2	6	2,3,5,7...70,72,73,75	39
80	2x25 + 15 + 10 + 3 + 2	6	2,3,5,10...75,77,78,80	36
85	50 + 20 + 5 + 4 + 2x3	6	2,3,5,6...80,81,82,85	44
90	50 + 25 + 5 + 4 + 2x3	6	3,4,5,6...85,86,87,90	47
95	50 + 25 + 10 + 4 + 2x3	6	3,4,6,7...89,91,92,95	43
100	50 + 25 + 15 + 4 + 2x3	6	3,4,6,7...94,96,97,100	44
105	50 + 25 + 15 + 5 + 4 + 2x3	7	3,4,5,6...100,101,102,105	85
110	50 + 25 + 15 + 10 + 4 + 2x3	7	3,4,5,6...104,106,107,110	65
115	50 + 25 + 2x15 + 4 + 2x3	7	3,4,6,7...109,111,112,115	65

Panel Rating (kVAR)	Physical Step Size (kVAR)	No. of Physical Steps	Electrical Steps (All Possible Combination of Physical Steps)	No. of Electrical Steps
120	50 + 25 + 20 + 15 + 4 + 2x3	7	3,4,6,7...114,116,117,120	85
125	50 + 2x25 + 15 + 4 + 2x3	7	3,4,6,7...119,121,122,125	55
130	50 + 2x25 + 20 + 4 + 2x3	7	3,4,6,7...124,126,127,130	60
135	2x50 + 15 + 10 + 4 + 2x3	7	3,4,6,7...129,131,132,135	65
140	2x50 + 20 + 10 + 4 + 2x3	7	3,4,6,7...134,136,137,140	62
145	2x50 + 25 + 10 + 4 + 2x3	7	3,4,6,7...139,141,142,145	65
150	2x50 + 25 + 15 + 4 + 2x3	7	3,4,6,7...144,146,147,150	66
155	2x50 + 25 + 15 + 3x5	7	5,10,15,20...145,150,155	31
175	2x50 + 2x25 + 10 + 3x5	8	5,10,15,20...165,170,175	35
200	2x50 + 3x25 + 15 + 2x5	8	5,10,15,20...190,195,200	40
225	3x50 + 2x25 + 15 + 10	7	10,15,25,35...210,215,225	27
250	3x50 + 3x25 + 15 + 10	8	10,15,25,35...235,240,250	30
275	4x50 + 2x25 + 15 + 10	8	10,15,25,35...260,265,275	33
300	100 + 2x50 + 3x25 + 15 + 10	8	10,15,25,35...285,290,300	36
325	100 + 3x50 + 2x25 + 15 + 10	8	10,15,25,35...310,315,325	39
350	100 + 4x50 + 25 + 15 + 10	8	10,15,25,35...335,340,350	42
375	2x100 + 2x50 + 2x25 + 15 + 10	8	10,15,25,35...360,365,375	45
400	2x100 + 2x50 + 4x25	8	25,50,75,100...350,375,400	16
425	2x100 + 3x50 + 3x25	8	25,50,75,100...375,400,425	17
450	2x100 + 3x50 + 4x25	9	25,50,75,100...400,425,450	18
475	2x100 + 4x50 + 3x25	9	25,50,75,100...425,450,475	19
500	2x100 + 5x50 + 2x25	9	25,50,75,100...450,475,500	20

**Note:** Above mentioned steps are typical recommendations, suitable for most of the industries. For accurate compensation, step size selection may have to be decided after studying load profile of that industry.



# Next Gen Power Quality Monitoring: Elevate Efficiency with our Power Quality Meters



**WC7000**  
Power Quality Monitors



**WC8000**  
Power Quality Analyzers

## Take control of your operation with our Power Quality Meters!

Accurately measure power quality parameters to extend asset lifespan and take proactive steps to prevent issues. Empower your maintenance strategy with WC7000 & WC8000 Power Quality Meters!

- **High Sampling Rate:** 1024 or 512 Samples/Cycle - Enhances power quality analysis precision
- **Tracking Power Quality Events** – Sag, Swell, Flicker, Transient, Interruption, Harmonics upto 127th Order(Odd, Even & inter Harmonics)
- **Dual Communication Port** – RS485 & Ethernet Port Enables seamless integration across systems simultaneously
- **IOT Enabled:** Seamless IoT Cloud integration for remote asset monitoring convenience
- **Power Quality Reports:** Produces IEEE519, EN 50160, IEC61000-4-30 & ITIC-CBEMA Curve reports

"Reach out to the nearest branch office for further information"

Customer Interaction Center (CIC)

Phone no: 022-6932 7800

Web: [www.LK-EA.com](http://www.LK-EA.com) | e-mail: [CIC@LK-EA.com](mailto:CIC@LK-EA.com)



## Protection Relays [8536]

### 3 Phase Over Current + Earth Fault Relay

C.T<sup>§</sup>. Rating 1A or 5A, Field Selectable



- › IDMT & Definite time characteristics
- › Last 30 trip data recording with date and time
- › Password Protection

Model	Aux. Supply (V)	Output Contacts	Device Code	Cat. No.	M.R.P. (₹) Per Unit
MC31AnX*	24 - 240V AC/ DC	2 NO + 2 NC	51, 51N	MC31ANX2200	21000
		4 NO		MC31ANX4000	

### 3 Phase Over Current + Earth Fault Relay with High Set

C.T<sup>§</sup>. Rating 1A or 5A, Field Selectable



- › IDMT & Definite time characteristics
- › Last 30 trip data recording with date and time
- › Password Protection

Model	Aux. Supply (V)	Output Contacts	Device Code	Cat. No.	M.R.P. (₹) Per Unit
MC61AnX*	24 - 240V AC/ DC	2 NO + 2 NC	51, 51N,	MC61ANX2200	23000
		4 NO	50, 50N	MC61ANX4000	

### 3 Phase Over Current + Earth Fault Relay with High Set & RS - 485 Port

C.T<sup>§</sup>. Rating 1A or 5A, Field Selectable



- › IDMT & Definite time characteristics
- › Last 30 trip data recording with date and time
- › Password Protection

Model	Aux. Supply (V)	Output Contacts	Device Code	Cat. No.	M.R.P. (₹) Per Unit
MC61CnX*	24 - 240V AC/ DC	4 NO	51, 51N, 50, 50N	MC61CNX4000	25500

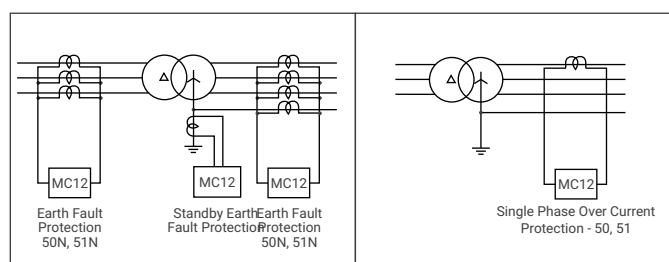
### Single Pole Over Current or Earth Fault Relay

C.T<sup>§</sup>. Rating 1A or 5A, Not Field Selectable



- › DMT and Definite time characteristics

Model	Aux. Supply (V)	C.T. Secondary (A)	Device Code	Cat. No.	M.R.P. (₹) Per Unit
MC12*	20 - 110V AC/DC	1A	50, 51 or 50N, 51N	MC12AA10X00	14800
		5A		MC12AA50X00	
	88 - 264V AC/DC	1A		MC12AB10X00	
		5A		MC12AB50X00	



### Reverse Power Relay

C.T<sup>§</sup>. Rating 1A or 5A, Not Field Selectable



- › System Voltage is site selectable - 110V / 415V AC

Model	Aux. Supply (V)	C.T. Secondary (A)	Device Code	Cat. No.	M.R.P. (₹) Per Unit
MRP11*	20 - 110V AC/DC	1A	32	MRP11A10X00	24500
		5A		MRP11A50X00	
	88 - 264V AC/DC	1A		MRP11B10X00	
		5A		MRP11B50X00	

### Trip Circuit Supervision Relay



- › Static Relay.
- › Monitors Trip Coil in Breaker ON & OFF condition
- › Site selectable Trip Coil Voltage

Model	Aux. Supply (V)	Cat. No.	M.R.P. (₹) Per Unit
TCS01nX*	20 - 110 V AC/ DC	TCS01NXA000	8500
	88 - 264 V AC/ DC	TCS01NXB000	

\* Available till stock lasts  
# Protection Class CT  
§ Metering Class CT



# numrAL

## Draw-out Numerical Protection Relays with Intelligent Algorithm

Brought to you by Lauritz Knudsen Electrical & Automation-India's largest manufacturer of LT Switchgear, the numrAL series of DRAW-OUT type numerical Protection Relays offer comprehensive Protection along with Control and Monitoring features.

The intelligent algorithm ensures enhanced Sensitivity, Selectivity, and Speed for a reliable Power System Protection.



## Comprehensive Protection, Monitoring and Control of Electrical Infrastructure

Motor Protection and Control  
Feeder Protection and Control  
Generator Protection

## Single Function Relays

Restricted Earth Fault  
Neutral Displacement  
Current and Voltage Relays  
PT Fuse Failure



## MV12 Single Phase Under Voltage or Over Voltage Relay

› System Voltage is site selectable - 110 / 240 / 415V AC

Model	Aux. Supply (V)	Device code	Cat. No.	M.R.P. (₹) Per Unit
MV12*	20 - 110V AC/DC	27 or 59	<b>MV12AA00X00</b>	<b>14800</b>
	88 - 264V AC/DC		<b>MV12AB00X00</b>	



\* Available till stock last

## Lockout Relay - LocR

### Features

- › Lockout Relays [Master Trip Relay] - LocR
- › Designed to operate the circuit breaker trip coils at high speed
- › Available with Hand reset contact (HRC) and hand reset Flag (HRF)

Description	Output contacts	Reset Contacts	Reset Flag	Coil Voltage	Cat. No.	M.R.P. (₹) Per Unit
Single element Lockout relay	3NO + 2NC	Hand	Hand	<b>24VDC</b>	<b>L1H32DC024X</b>	<b>6000</b>
				<b>110VDC</b>	<b>L1H32DC110X</b>	
				<b>220VDC</b>	<b>L1H32DC220X</b>	
				<b>230VAC</b>	<b>L1H32AC230X</b>	



ANSI Code - 86

## Auxiliary Relay - AuxR

### Features

- › AuxR relay provides additional contacts for interlocking, control and signal applications
- › Available with hand reset or self-reset contacts and hand reset Flag



Description	Output Contacts	Reset Contacts	Reset Flag	Coil Voltage	Cat. No.	M.R.P. (₹) Per Unit
Three element Auxiliary relay	4 N/O	Hand	Hand	<b>24VDC</b>	<b>A3H40DC024X</b>	<b>12000</b>
				<b>110VDC</b>	<b>A3H40DC110X</b>	
				<b>220VDC</b>	<b>A3H40DC220X</b>	
				<b>230VAC</b>	<b>A3H40AC230X</b>	
Three element Auxiliary relay	2 N/O + 2 N/C	Auto	Hand	<b>24VDC</b>	<b>A3A22DC024X</b>	<b>12000</b>
				<b>110VDC</b>	<b>A3A22DC110X</b>	
				<b>220VDC</b>	<b>A3A22DC220X</b>	
				<b>230VAC</b>	<b>A3A22AC230X</b>	

## numrAL - Numerical Protection Relay with Intelligent Algorithm New




### Single Function Relays

- › NDR11 - Neutral Displacement Relay
- › OCR11 - Over Current or Earth Fault Relay
- › REF11 - Restricted Earth Fault Relay
- › VPR11 - Under Voltage and Over Voltage Relay

Model	Aux. Supply (V)	Communication	Cat. No.	M.R.P. (₹) Per Unit
numrAL NDR11	85 - 265V AC, 87 - 265V DC	Non-Communicable*	<b>NRNDR1B11NX</b>	<b>16000</b>
numrAL OCR11			<b>NROCR1B10NX</b>	
numrAL REF11			<b>NRREF1B10NX</b>	
numrAL VPR11			<b>NRVPR1B11NX</b>	

\* Please contact nearest branch office for communicable variant.



### 3 - Phase non-directional Over Current + Earth Fault Relay

- › FDR21 – 50, 51, 50N, 51N.
- › FDR22 – 46BC, 49, 50, 51, 50N, 51N, 50BF, 74TCS, SOTF

Model	Aux. Supply (V)	Communication	Cat. No.	M.R.P. (₹) Per Unit
numrAL FDR21	85 - 265V AC,	Non-Communicable	<b>NRFDR2B26NX</b>	<b>25300</b>
numrAL FDR22	87 - 265V DC	Modbus RS - 485	<b>NRFDR2B27RA</b>	<b>32000</b>



## Metering Devices [9028]

### Single Phase kWh meter with LCD display

Model EM101+ Class 1 Base mounting



Description	Cat. No.	M.R.P. (₹) Per Unit
1P LCD Meter 5-30A	WM101BC5DL0	1950
1P LCD Meter 5-30A with BOX	WM101BC5DL0BOX	2600
1P LCD Meter 5-30A with OPTICAL PORT	WM101BC5DDH	2680
1P LCD Meter 5-30A with Optical port + BOX	WM101BC5DDHBOX	3330
1P LCD Meter 10-60A	WM101BC7DL0	2300
1P LCD Meter 10-60A with BOX	WM101BC7DL0BOX	2900
1P LCD Meter 10-60A with Optical Port	WM101BC7DDH	2940
1P LCD Meter 10-60A with Optical Port + BOX	WM101BC7DDHBOX	3380
1P LCD Meter 5-30 with Optical Port + RS232	WM101BC5DLMSC	3000

### Trivector Meter Class 1 whole current meter

Model ER300P Class 1 (Base Mounting)



Description	Cat. No.	M.R.P. (₹) Per Unit
3Ph, 4W TVM 240 V 10 - 60A BM	WR300BC7300	9180
3Ph, 4W TVM 240 V 10 - 60A BM RS 485Modbus*	WR300BC73RS485	13100
3Ph, 4W TVM 240 V 10 - 60A BM with Hinge type Box	WR300BC73BOXH	11370

\*- Available on request only & minimum order quantity is 100 Nos

### Trivector Meter Class 0.2s

Model ER300P Class 0.2s (Base Mounting)

- > Inform CT/PT ratio while ordering
- > Meters with DLMS Protocol (IS 15959)



Description	Cat. No.	M.R.P. (₹) Per Unit
3Ph, 4W TVM 110V (L-L) 1 A Class 0.2s BM RS485 Modbus	WR300BB11RS	79170
3Ph, 4W TVM 110V (L-L) 5 A Class 0.2s BM RS485 Modbus	WR300BB51RS	79170



### Meter Reading Instrument [8471]

Description	Cat. No.	M.R.P. (₹) Per Unit
Meter Reading Instrument - (16.5 MB)	990MR1XX000	156710
Meter Optical port to USB cable	990PCXXUSB	1870

### 3 Phase 4 Wire kWh meter LCD type

Model ER300P Base Mounting



Description	Cat. No.	M.R.P. (₹) Per Unit
3Ph 4 W kWh CT op base mtg 240V, /5A, Acc 0.5s	WR301BC3C00	6220
3Ph 4 W kWh Dir base mtg 240V 5-30 A Acc 1	WR301BC4D20	5210
3Ph 4 W kWh Dir base mtg 240V 10-40 A Acc 1	WR301BC6D20	5360
3Ph 4 W kWh Dir base mtg 240V 10-60 A Acc 1	WR301BC7D10	6790
3Ph 4 W kWh Dir base mtg 240V 20-100 A Acc 1	WR301BC8D10	9840

### Trivector Meter Class 0.5s

Model ER300P Class 0.5s (Base Mounting)

- > Inform CT/PT ratio while ordering
- > Meters with DLMS Protocol (IS 15959)



Description	Cat. No.	M.R.P. (₹) Per Unit
3Ph, 4W TVM 110V (L-L) 1 A Class 0.5s BM RS 485 Modbus	WR300BB12RS	36700
3Ph, 4W TVM 110V (L-L) 5 A Class 0.5s BM RS 485 Modbus#	WR300BB52RS	36700
3Ph, 4W TVM 240V (L-N) 5 A CI 0.5s BM RS 485 Modbus	WR300BC52RS	32910

# - available on request

### Pre-Payment® & Smart Meter Solutions\$

Pre-Payment Meter (IS 15884)@, Smart Meter (IS 16444) solutions please contact our nearest Branch

@ - Long lead item. Available on request

### NET/ABT Meters\$



Net Meters for solar roof top application & solar generation plant please contact our nearest Branch

### ORION (40-200A)\$




Combined CT Meter (Available for Generation and Net Metering)

\$ For more details please contact nearest branch



# SMARTCOMM



**BEST BRAND BY  
THE TIMES GROUP**

## MAKING **BUSINESSES SMARTER** AT **EVERY STEP**

From designing power distribution systems to maintaining operations, SmartComm provides full visibility, precise control, and predictive insights to maintain energy efficiency



### Design

Electrical Installation Simulation  
Sizing, Calculations & Protection  
Schemes



### Build

Panel Solutions Configurator  
Estimation & Engineering



### Commission

Device Management  
Configuration & Diagnostics




### Maintain

Maintenance Digitization  
Software



### Operate

Power Management Solution  
Analytics, Control & Visualization



# SmartComm Power Management Solutions



Digitally connect, operate, and optimize with our cutting-edge SCADA-based platform, designed to improve operational efficiency and promote sustainable operations



Seamless Integration from Plant floor assets to real-time dashboards



Holistic view of Power Distribution Network using intuitive Single-Line Diagram (SLD)



Highly scalable platform from 128 to unlimited tags



Gain valuable insights with Energy Analytics dashboards & Custom Reports for data-driven decisions



Embrace open communication protocols such as Modbus TCP, MQTT, IEC61850, OPC-UA, and more



Stay ahead with alerts for power system abnormalities and fault conditions.



Industry



Commercial complex



Building



Utility



Infra



OEM



## THE ENERGY MANAGEMENT SYSTEM THAT FOSTERS ENERGY EFFICIENCY



SmartComm EMS is a simple yet robust solution for organizations seeking to optimize energy consumption and operational efficiency, all within a user-friendly environment. The on-premise implementation gives you direct control and oversight of energy-related data, allowing for real-time monitoring, analysis, and decision-making through an intuitive and easy-to-use interface. With cutting edge features, SmartComm EMS empowers you to proactively manage energy usage. Identify savings opportunities, and ensure compliance with sustainability goals and regulations.

### Pre-configured with Lauritz Knudsen Digital Meters



# Empowering You with Energy Insights, Anytime, Anywhere!



## EMS on Cloud simplifies energy monitoring with real time data

Smartcomm EMS on Cloud empowers business owners and plant heads to seamlessly monitor energy usage & efficiency across operations and facilities. With our subscription-based software license, harness the power of cloud with minimal investment, faster deployment, seamless updates and easy scalability. Businesses owners can now track and take decisions on energy optimization based on real-time as well as historical insights, thereby reducing energy costs and increasing business efficiency.

- **Accessibility:** Accessible from anywhere, enabling remote monitoring and management
- **Cost-Effectiveness:** Lower upfront costs reducing IT maintenance expenses
- **Integration:** Integrate with IoT devices for a comprehensive energy management solution
- **Updates and Maintenance:** Automatic software updates and maintenance
- **Data Analytics:** Data Analytics at its best through widget-based dashboards and reports
- **Key Performance Indicators:** Intelligent Notifications through SMS and Email based alerts and alarms

Customer Interaction Center (CIC)

Phone no: 022-6932 7800

Web: [www.LK-EA.com](http://www.LK-EA.com) | e-mail: [CIC@LK-EA.com](mailto:CIC@LK-EA.com)



## Single Function Meters [9030]

### 1xxx Series

- > Accuracy Class 1.0, 0.5
- > Input voltage measurement range 50-520 VAC (P-P)
- > Aux supply 80-300 V AC / DC
- > CT secondary site selectable 1A / 5A
- > Flush mounting 96 x 96 mm
- > Inbuilt selector switch for 3 phase meters
- > CT/PT site programmable
- > Frequency parameter available in 3Ph Voltmeter additionally



Description	Cat. No.	M.R.P. (₹) Per Unit
1Ph LED Ammeter CI 1	WL1110100000	935
1Ph LED Voltmeter CI 1	WL1120100000	935
3Ph LED Ammeter CI 1	WL1310100000	1425
3Ph LED Voltmeter CI 1	WL1320100000	1425
LED Freq meter CI 0.2	WL1130400000	935
1Ph LED Ammeter CI 0.5	WL1110200000	1255
1Ph LED Voltmeter CI 0.5	WL1120200000	1255
3Ph LED Ammeter CI 0.5	WL1310200000	1690
3Ph LED Voltmeter CI 0.5	WL1320200000	1690

## Energy Meters [9030]

### 4000 Series

- > Accuracy Class 1.0, 0.5
- > Input voltage measurement range 50-520 VAC (P-P)
- > Aux supply 80-300 VAC/DC
- > CT secondary site selectable 1A / 5A
- > Flush mounting 96 x 96 mm
- > CT/PT site programmable
- > Auto scaling of Kilo, Mega and Giga
- > Parameters: Site selectable kWh / kVA / PF / W, Old energy

kWh or kVAh is site selectable



Energy display in kWh in its lifetime#

Description	Cat. No.	M.R.P. (₹) Per Unit
kWh LED meter CI 1	WL4000100000	3005
kWh LED meter CI 1 with RS485	WL4000110000	3325
kWh LED meter CI 0.5	WL4000200000	3820
kWh LED meter CI 0.5 with RS485	WL4000210000	4140
kWh LCD meter CI 1	WC4000100000	3405
kWh LCD meter CI 1 with RS485	WC4000110000	3755
kWh LCD meter CI 0.5	WC4000200000	4215
kWh LCD meter CI 0.5 with RS485	WC4000210000	4535

# For 415V LL and CT Primary value of 400 and below

## VAF + PF Meters [9030]

### 4110 Series




- > Accuracy Class 1.0, 0.5
- > Input voltage measurement range 50-520 VAC (P-P)
- > Aux supply 80-300 VAC/DC
- > CT secondary site selectable 1A / 5A
- > Flush mounting 96 x 96 mm
- > Parameters: VLL, VLN, A, F, PF, On Hrs, RPM, Apeak

Description	Cat. No.	M.R.P. (₹) Per Unit
VAF + PF meter, CI 1	WL4110100000	2390
VAF + PF meter with RS485, CI 1	WL4110110000	2990
VAF + PF meter, CI 0.5	WL4110200000	2745
VAF + PF meter with RS485, CI 0.5	WL4110210000	3320

## DIN Basic Multifunction Meters [9030]

### 4000 Series

- > **Parameters** : Voltage, Current, kW, kWh, MD




Description	Cat. No.	M.R.P. (₹) Per Unit
Energy meter 1P 5-40A CI 1 DIN	WD4000101000	2630
Energy meter RS485 module	WD400010RS00	2630

Available till stocks lasts

## Counter type Energy Meter [9030]

### 4030 Series



#### Features

- > Accuracy Class 1.0
- > Flush mounting 96 x 96 mm
- > Available with sealing arrangement
- > Parameter : kWh

Description	Cat. No.	M.R.P. (₹) Per Unit
kWh Counter type meter CI 1 (3Ph 4W 240V 5A)*	WL4030100000	3705

\* for availability please contact nearest branch office.

### New 40x0 Series

- > DIN mounting whole current operated meter
- > Accuracy Class 1.0
- > Inbuilt RS485 option
- > **Parameters** : Voltage, Current, kW, kWh, kVA, kVAh, RPM, Load hours, Interruptions



Description	Module	Cat. No.	M.R.P. (₹) Per Unit
Single Phase - 60A	2	WD4010100000	2895
Three Phase - 80A	5	WD4020100000	6275
Single Phase - 60A (RS485)	2	WD4010110000	4285
Three Phase - 80A (RS485)	5	WD4020110000	9465



## Dual Source Basic MFM [9030]

### 4040 Series

#### Features

- › Accuracy Class 1.0, 0.5
- › Input voltage measurement range 50-520 VAC (P-P)
- › Aux supply 80-300 VAC/DC
- › CT secondary site selectable 1A / 5A
- › DG sensing input 230 VAC
- › Flush mounting 96 X 96 mm
- › CT/PT site programmable
- › Discrete LED for EB and DG
- › True PF or Displacement PF site selectable
- › Parameters: V, A, F, PF, kW, kVA, Run hours, kWh (EB and DG), Old energy, Site selectable kWh / kVAh

kWh or kVAh  
is site selectable



LCD offers better readability  
of parameters

Description	Cat. No.	M.R.P. (₹) Per Unit
Dualsource LED meter CI1	WL4040100000	4830
Dualsource LED meter CI1 with RS485	WL4040110000	5685
Dualsource LED meter CI0.5	WL4040200000	5745
Dualsource LED meter CI0.5 with RS485	WL4040210000	6725
Dualsource LCD meter CI1	WC4040100000	5315
Dualsource LCD meter CI1 with RS485	WC4040110000	6185
Dualsource LCD meter CI0.5	WC4040200000	6235
Dualsource LCD meter CI0.5 with RS485	WC4040210000	7135

## Basic Multifunction Meters [9030]

### 4405 Series

#### Features

- › Accuracy Class 1.0, 0.5
- › Input voltage measurement range 50-520 VAC
- › Aux supply 80-300 VAC/DC
- › CT secondary site selectable 1A / 5A
- › Flush mounting 96 x 96 mm
- › CT/PT site programmable
- › V, A, F, PF, kW, kVA, Old energy, On and Run hours, site selectable kWh/ kVAh
- › True PF or Displacement PF site selectable

All parameters  
of 4400 series  
in 3 line  
LED display



Description	Cat. No.	M.R.P. (₹) Per Unit
MFM 4405 LED meter CI 1	WL4405100000	6130
MFM 4405 LED meter CI 1 with RS485	WL4405110000	6920
MFM 4405 LED meter CI 0.5 with RS485	WL4405210000	7955
MFM 4405 LED meter CI 0.5S with RS485	WL4405310000	8020

## Multifunction Meters [9030]

#### Features

- › Accuracy Class 1.0, 0.5, 0.5S, 0.2, 0.2S
- › Input voltage measurement range 50-520 VAC (P-P)
- › Aux supply 80-300 VAC/DC
- › CT secondary site selectable 1A / 5A
- › Flush mounting 96 x 96 mm
- › CT/PT site programmable
- › 128 samples / cycle
- › My favourite page in LCD multifunction meters site selectable for kWh + 2 parameters
- › Dedicated buttons available for direct access to Basic, Power and Energy parameters

True and  
Displacement  
PF available

## Basic Multifunction Meters [9030]

### 4400 Series

#### Features

- › Accuracy Class 1.0, 0.5
- › Input voltage measurement range 50-520 VAC
- › Aux supply 80-300 VAC/DC
- › CT secondary site selectable 1A / 5A
- › Flush mounting 96 x 96 mm
- › CT/PT site programmable
- › True PF or Displacement PF site selectable
- › V, A, F, PF, kW, kVA, Old energy, Load hours, site selectable kWh/ kVAh



LCD offers better readability  
of parameters

Description	Cat. No.	M.R.P. (₹) Per Unit
MFM 4400 LED meter CI 1	WL4400100000	4740
MFM 4400 LED meter CI 1 with RS485	WL4400110000	5470
MFM 4400 LED meter CI 0.5 with RS485	WL4400210000	6290
MFM 4400 LED meter CI 0.5S with RS485	WL4400310000	6355
MFM 4400 LCD meter CI 1	WC4400100000	4990
MFM 4400 LCD meter CI 1 with RS485	WC4400110000	5790

Constant Wh viewing in LCD  
MFM even in auto scroll mode.  
LCD offers better readability  
of parameters



### 4410 Series

- › Parameters: V, A, F, PF, kW, kVA, kVAR, kWh, kVAh, kVARh, Runhours, On hours, Phase angle, Interrupts, THD, Events (High-Low), Neutral Current, K Factor

Description	Cat. No.	M.R.P. (₹) Per Unit
MFM 4410 LED meter CI 1	WL4410100000	8590
MFM 4410 LED meter CI 1 with RS485	WL4410110000	9650
MFM 4410 LED meter CI 0.5 with RS485	WL4410210000	11100
MFM 4410 LED meter CI 0.5S with RS485	WL4410310000	12265
MFM 4410 LED meter CI 0.2 with RS485	WL4410410000	14600
MFM 4410 LED meter CI 0.2S with RS485	WL4410510000	18685
MFM 4410 LCD meter CI 1	WC4410100000	10100
MFM 4410 LCD meter CI 1 with RS485	WC4410110000	10805
MFM 4410 LCD meter CI 0.5 with RS485	WC4410210000	12605
MFM 4410 LCD meter CI 0.5S with RS485	WC4410310000	13810
MFM 4410 LCD meter CI 0.2 with RS485	WC4410410000	16210
MFM 4410 LCD meter CI 0.2S with RS485	WC4410510000	20405

## Multifunction Meters [9030]

### 4420 Series Max Demand Indicator (without Real time clock)

#### Parameters

- > All parameters of 4410 series
- > Maximum Demand (kW & kVA)

2 Relay outputs for MD Alarm

Description	Cat. No.	M.R.P. (₹) Per Unit
MFM 4420 LED meter CI 1	WL4420100000	12650
MFM 4420 LED meter CI 1 with RS485	WL4420110000	13580
MFM 4420 LED meter CI 0.5 with RS485	WL4420210000	14900
MFM 4420 LED meter CI 0.5S with RS485	WL4420310000	16050
MFM 4420 LED meter CI 0.2 with RS485	WL4420410000	18340
MFM 4420 LED meter CI 0.2S with RS485	WL4420510000	22355
MFM 4420 LCD meter CI 1	WC4420100000	14485
MFM 4420 LCD meter CI 1 with RS485	WC4420110000	15515
MFM 4420 LCD meter CI 0.5 with RS485	WC4420210000	16815
MFM 4420 LCD meter CI 0.5S with RS485	WC4420310000	18010
MFM 4420 LCD meter CI 0.2 with RS485	WC4420410000	20405
MFM 4420 LCD meter CI 0.2S with RS485	WC4420510000	24620

For Max Demand Controller (with Real time clock) please refer 6000 series

### 4430 Series MFM for Import-Export

#### Parameters

- > All parameters of Model 4420 series
- > Bi-directional (Import-Export)

2 Relay outputs for MD Alarm

Description	Cat. No.	M.R.P. (₹) Per Unit
MFM 4430 LED meter CI 1	WL4430100000	17750
MFM 4430 LED meter CI 1 with RS485	WL4430110000	18515
MFM 4430 LED meter CI 0.5 with RS485	WL4430210000	19645
MFM 4430 LED meter CI 0.5S with RS485	WL4430310000	20735
MFM 4430 LED meter CI 0.2 with RS485	WL4430410000	22925
MFM 4430 LED meter CI 0.2S with RS485	WL4430510000	26745
MFM 4430 LCD meter CI 1	WC4430100000	18870
MFM 4430 LCD meter CI 1 with RS485	WC4430110000	19600
MFM 4430 LCD meter CI 0.5 with RS485	WC4430210000	20735
MFM 4430 LCD meter CI 0.5S with RS485	WC4430310000	21830
MFM 4430 LCD meter CI 0.2 with RS485	WC4430410000	24010
MFM 4430 LCD meter CI 0.2S with RS485	WC4430510000	27835

### 4440 Series

#### Parameters

- > All parameters of 4410 series
- > Maximum Demand with Real Time Clock (RTC)
- > Events (high-low) with time stamp

Description	Cat. No.	M.R.P. (₹) Per Unit
MFM 4440 LED meter CI 1 with RS485	WL4440110000	15070
MFM 4440 LED meter CI 0.5 with RS485	WL4440210000	16940
MFM 4440 LED meter CI 0.2 with RS485	WL4440410000	20715
MFM 4440 LCD meter CI 1 with RS485	WC4440110000	16325
MFM 4440 LCD meter CI 0.5 with RS485	WC4440210000	18200
MFM 4440 LCD meter CI 0.2 with RS485	WC4440410000	21970

## Advanced Multifunction Meters [9030]

### 5000 Series

#### Features

- > Datalog (8 MB)
- > Bi-directional (Import - Export)
- > 128 samples/ cycle
- > Analog I/O, digital I/O variants available
- > Meter with Ethernet port available

True and Displacement PF available

#### Parameters

- > V, A, F, kW, KVA, kVA<sub>r</sub>, kWh, kVA<sub>h</sub>, kVA<sub>r</sub>h, PF, Runhr, Onhr, Interupts, Phase angle, THD, Neutral current, Max Demand (with RTC) K Factor
- > Bi-directional (Import-Export)
- > Events (high-low) with time stamp
- > Individual Harmonics upto 31st.
- > My favourite page in LCD multifunction meters site selectable for kWh + 2 parameters

Constant Wh viewing in LCD MFM even in auto scroll mode. LCD offers better readability of parameters



Description	Cat. No.	M.R.P. (₹) Per Unit
MFM 5000 LED meter CI 1 with RS485	WL5000110000	34365
MFM 5000 LED meter CI 1 with Ethernet	WL5000120000	39050
MFM 5000 LED meter CI 0.5 with Ethernet	WL5000220000	40725
MFM 5000 LED meter CI 0.5S with Ethernet	WL5000320000	41845
MFM 5000 LCD meter CI 1 with RS485	WC5000110000	35495
MFM 5000 LCD meter CI 1 with Ethernet	WC5000120000	40170
MFM 5000 LCD meter CI 0.5 with RS485	WC5000210000	37155
MFM 5000 LCD meter CI 0.5S with RS485	WC5000310000	38280
MFM 5000 LCD meter CI 0.5 with Ethernet	WC5000220000	41845
MFM 5000 LCD meter CI 0.5S with Ethernet	WC5000320000	42955
MFM 5000 LCD meter CI 0.2 with RS485	WC5000410000	40505
MFM 5000 LCD meter CI 0.2S with RS485	WC5000510000	44410
MFM 5000 LED meter CI 1 RS485 2A/O	WL5000110B00	37150
MFM 5000 LED meter CI 0.5 RS485 2D/I	WL50002100B0	38825
MFM 5000 LED meter CI 0.5 RS485 4D/O	WL50002100OD	39940
MFM 5000 LCD meter CI 1 RS485 2A/O	WC5000110B00	38275
MFM 5000 LCD meter CI 0.5 RS485 2D/I	WC50002100B0	39940
MFM 5000 LCD meter CI 0.5 RS485 4D/O	WC50002100OD	41060
MFM 5000 LCD meter CI 1 + RS485, 1A0, 1D0	WC5000110AOA	38520

5000 series with Digital outputs are preconfigured for

I - THD% at 8% and True PF at 0.98.

Meter can be site selected for parameters and values - A THD, V THD, VA, W, under PF, under/over (VLL, A, F) with programmable trip time (1 to 180 sec) to protect the equipments from electrical abnormalities.

Parameters	Data Log Interval			
	15 Min	30 Min	45 Min	60 Min
	No. of Days			
1	10230	20460	30690	40920
2	6820	13640	20460	27280
4	4092	8184	12276	16368
9	2046	4092	6138	8184
14	1364	2728	4092	5456
29	682	1364	2046	2728

## Advanced Multifunction Meters [9030]

### 5010 Series

#### Features

- › 128 samples / cycle
- › Running demand, max demand, prediction demand in single page window

#### Parameters

- › V, A, F, kW, KVA, kVAR, kWh, kVAh, kVArh, PF, Runhr, Onhr, Interrupts, Phase angle, THD, Neutral current, Max Demand (with RTC)
- › Bi-directional (Import-Export)
- › Events (high-low) with time stamp
- › Individual Harmonics upto 31st.

True and Displacement PF available



Description	Cat. No.	M.R.P. (₹) Per Unit
MFM 5010 LED meter CI 1	WL5010100000	13230
MFM 5010 LED meter CI 1 with RS485	WL5010110000	13800
MFM 5010 LED meter CI 0.5S	WL5010300000	16275
MFM 5010 LED meter CI 0.5S with RS485	WL5010310000	17175
MFM 5010 LED meter CI 0.2 with RS485	WL5010410000	18980

## Maximum Demand Controller [9030]

### 6000 Series

#### Features

- › Accuracy Class 1.0, 0.5S
- › Input voltage measurement range 50-520 VAC (P-P)
- › Aux supply 80-300 VAC/DC
- › CT secondary site selectable 1A / 5A
- › Flush mounting 96 x 96 mm
- › CT/PT site programmable
- › Datalog (8MB)
- › 4 relay outputs for Max. demand controller
- › Time of Day (TOD) 6 slots available
- › Block/sliding window site selectable
- › Running demand, max demand, prediction demand in single page window
- › Individual harmonics upto 31st.

8MB Datalog preconfigured for 9 parameters including kWh, Running demand and Max Demand for 15 mins interval

#### Parameters

- › V, A, F, kW, KVA, kVAR, kWh, kVAh, kVArh, PF, Runhr, Onhr, Intr, Phase angle, THD, Events, Neutral current, Max Demand (with RTC)



True and Displacement PF available

Description	Cat. No.	M.R.P. (₹) Per Unit
MDC 6000 LED meter CI 1 with RS485	WL6000110000	30790
MDC 6000 LED meter CI 0.5S with RS485	WL6000310000	33750
MDC 6000 LCD meter CI 1 with RS485	WC6000110000	31970
MDC 6000 LCD meter CI 0.5S with RS485	WC6000310000	34935

## Prepaid Metering Solutions with SmartComm EMS [9030]



- › Dual source meters by default
- › Class 1 accuracy as per IS 15884
- › Ratings : 1P (10-60A) : 3P (10-60A, 20-80A, CT operated)
- › Parameters: V, A, PF, W, VA, Wh - EB, DG
- › Communication: Wired (Modbus RS485) or Wireless (LoRaWAN)
- › Facility for connection or disconnection of electric supply based on the credit balance in the meter through relay
- › Optional
  - › In RS485 model upto 4DI for water and gas meter
  - › In LoRaWAN model upto 2DI for water and gas meters
- › Wireless postpaid or prepaid metering solutions for large townships on SmartComm EMS Platform available.
- › With LoRaWAN technology, meters upto 1 km approx from LoRa Gateway can be monitored without Line of sight.
- › Prices available on request.

## New SmartComm Edge [8517] SMARTCOMM

Gateways and converters from the backbone of interconnected networks, and are a crucial link between our devices and cloud-based or on-premises softwares. They facilitate seamless communication, protocol translation, and data aggregation from various type of devices, enabling efficient data transmission and integration.

### MQ1000

- › MQTT Gateway with ethernet port
- › Easy integration with SmartComm EMS Cloud
- › Compact & Secure
- › Data storage in case of network failure



### TG1000

- › Modbus RS485 to MODBUS TCP/IP Gateway
- › Easy integration with SmartComm EMS/PMS On-prem or 3<sup>rd</sup> party Software/HMI



Description	Cat. No.	M.R.P. (₹) Per Unit
MQTT Gateway with Ethernet port	MQ10000000	36000

Description	Cat. No.	M.R.P. (₹) Per Unit
MODBUS RTU to TCP/IP Gateway	TG10000000	20000

## New Series Nx2000 & Nx2000+



- › Range: 0.2 kW to 11 kW
- › Simplified sensorless vector control
- › Built-in EMC filter to meet IEC 61800-3
- › Built-in Potentiometer
- › DIN Rail mounting for Side-by-Side installation
- › Built-in PID
- › Built-in Brake Control
- › Conformal Coating complying to IEC 60721-3-3 class 3C3 Avg.
- › Built-in RS485 Modbus RTU
- › Interface:  
Nx2000: 5DI, 2DO (R), 2AI (V & V/I), 1AO (V)  
Nx2000+: 5DI, 2DO (R), 2AI (V & I), 1AO (V)

Input Voltage	Description	Cat. No.	M.R.P. (₹) Per Unit
Single Phase 230VAC	Nx2000 230V 1Ph Drive 0.20 kW (HD)	LTVF-N101P4BAA	*
	Nx2000 230V 1Ph Drive 0.40 kW (HD)	LTVF-N102P4BAA	*
	Nx2000 230V 1Ph Drive 0.75 kW (HD)	LTVF-N104P2BAA	*
	Nx2000 230V 1Ph Drive 1.50 kW (HD)	LTVF-N107P5BAA	*
	Nx2000 230V 1Ph Drive 2.20 kW (HD)	LTVF-N110P0BAA	*
Three Phase 230VAC	Nx2000+ 230V Drive 0.40kW(HD)/0.75kW(ND)	LTVF-N203P1BAA	*
	Nx2000+ 230V Drive 0.75kW(HD)/1.50kW(ND)	LTVF-N206P0BAA	*
	Nx2000+ 230V Drive 1.50kW(HD)/2.20kW(ND)	LTVF-N209P6BAA	*
	Nx2000+ 230V Drive 2.20kW(HD)/3.70kW(ND)	LTVF-N212P0BAA	*
	Nx2000+ 230V Drive 4.00kW(HD)/5.50kW(ND)	LTVF-N218P0BAA	*
	Nx2000+ 230V Drive 5.50kW(HD)/7.50kW(ND)	LTVF-N230P0BAA	*
	Nx2000+ 230V Drive 7.50kW(HD)/11.0kW(ND)	LTVF-N240P0BAA	*
Three Phase 415VAC	Nx2000+ 415V Drive 0.40kW(HD)/0.75kW(ND)	LTVF-N402P0BAA	*
	Nx2000+ 415V Drive 0.75kW(HD)/1.50kW(ND)	LTVF-N403P1BAA	*
	Nx2000+ 415V Drive 1.50kW(HD)/2.20kW(ND)	LTVF-N405P1BAA	*
	Nx2000+ 415V Drive 2.20kW(HD)/3.70kW(ND)	LTVF-N406P9BAA	*
	Nx2000+ 415V Drive 4.00kW(HD)/5.50kW(ND)	LTVF-N410P0BAA	*
	Nx2000+ 415V Drive 5.50kW(HD)/7.50kW(ND)	LTVF-N416P0BAA	*
	Nx2000+ 415V Drive 7.50kW(HD)/11.0kW(ND)	LTVF-N423P0BAA	*

Note: \* For prices please contact nearest branch office

## Smart Series Sx2000



- › Range: 0.75kW to 90kW
- › Starting Torque: 150% at 3 Hz for V/F, 200% at 0.5Hz for Sensorless Vector Control
- › Built-in Brake Control
- › Built-in PLC functionality
- › Peer to Peer Communication to share I/O's
- › Conformal Coating complying to IEC 60721-3-3 Class 3C3 Avg.
- › Built-in RS485 Modbus RTU
- › Component Life Monitor
- › Built-in Braking Chopper till 30kW ND
- › Interface :  
Upto 30kW ND: 7DI, 2DO (R+T), 2AI (V & V/I), 1AO (V/I)  
From 37kW ND: 7DI, 3DO (2R+T), 2AI (V & V/I), 2AO (V & V/I)

Input Voltage	Description	Cat. No.	M.R.P. (₹) Per Unit
Single Phase 230Vac	Sx2000 VVVF 230V 1Ph Drive 0.40 kW (HD) / 0.75 kW (ND)	LTVF-S10003BAA	*
	Sx2000 VVVF 230V 1Ph Drive 0.75 kW (HD) / 1.5 kW (ND)	LTVF-S10006BAA	*
	Sx2000 VVVF 230V 1Ph Drive 1.5 kW (HD) / 2.20 kW (ND)	LTVF-S10010BAA	*
	Sx2000 VVVF 230V 1Ph Drive 2.2 kW (HD) / 3.70 kW (ND)	LTVF-S10012BAA	*
Three Phase 230Vac	Sx2000 VVVF 230V 3Ph Drive 0.40 kW (HD) / 0.75 kW (ND)	LTVF-S20003BAA	*
	Sx2000 VVVF 230V 3Ph Drive 0.75 kW (HD) / 1.5 kW (ND)	LTVF-S20006BAA	*
	Sx2000 VVVF 230V 3Ph Drive 1.5 kW (HD) / 2.20 kW (ND)	LTVF-S20010BAA	*
	Sx2000 VVVF 230V 3Ph Drive 2.2 kW (HD) / 3.70 kW (ND)	LTVF-S20012BAA	*
	Sx2000 VVVF 230V 3Ph Drive 4.0 kW (HD) / 5.5 kW (ND)	LTVF-S20018BAA	*
	Sx2000 VVVF 230V 3Ph Drive 5.5 kW (HD) / 7.5 kW (ND)	LTVF-S20030BAA	*
	Sx2000 VVVF 230V 3Ph Drive 7.5 kW (HD) / 11 kW (ND)	LTVF-S20040BAA	*
	Sx2000 VVVF 230V 3Ph Drive 11 kW (HD) / 15 kW (ND)	LTVF-S20056BAA	*
Three Phase 415Vac	Sx2000 VVVF 415V Drive 0.40 kW (HD) / 0.75 kW (ND)	LTVF-S40002BAA	*
	Sx2000 VVVF 415V Drive 0.75 kW (HD) / 1.50 kW (ND)	LTVF-S40003BAA	*
	Sx2000 VVVF 415V Drive 1.50 kW (HD) / 2.20 kW (ND)	LTVF-S40005BAA	*
	Sx2000 VVVF 415V Drive 2.20 kW (HD) / 3.7 kW (ND)	LTVF-S40007BAA	*
	Sx2000 VVVF 415V Drive 4.00 kW (HD) / 5.50 kW (ND)	LTVF-S40010BAA	*
	Sx2000 VVVF 415V Drive 5.50 kW (HD) / 7.50 kW (ND)	LTVF-S40016BAA	*
	Sx2000 VVVF 415V Drive 7.50 kW (HD) / 11.0 kW (ND)	LTVF-S40023BAA	*
	Sx2000 VVVF 415V Drive 11.0 kW (HD) / 15.0 kW (ND)	LTVF-S40030BAA	*
	Sx2000 VVVF 415V Drive 15.0 kW (HD) / 18.5 kW (ND)	LTVF-S40038BAA	*
	Sx2000 VVVF 415V Drive 18.5 kW (HD) / 22.0 kW (ND)	LTVF-S40044BAA	*
	Sx2000 VVVF 415V Drive 22.0 kW (HD) / 30.0 kW (ND)	LTVF-S40058BAA	*
	Sx2000 VVVF 415V Drive 30.0 kW (HD) / 37.0 kW (ND)	LTVF-S40075BAA	*
	Sx2000 VVVF 415V Drive 37.0 kW (HD) / 45.0 kW (ND)	LTVF-S40091BAA	*
	Sx2000 VVVF 415V Drive 45.0 kW (HD) / 55.0 kW (ND)	LTVF-S40107BAA	*
Sx2000 VVVF 415V Drive 55.0 kW (HD) / 75.0 kW (ND)	LTVF-S40142BAA	*	
Sx2000 VVVF 415V Drive 75.0 kW (HD) / 90.0 kW (ND)	LTVF-S40169BAA	*	

Note:

\* For prices please contact nearest branch office

Drives are covered under HS code 8504 40 90 and are charged at 18% GST.



## Smart Series Sx2000 IP66



- > Range: 0.40 to 22kW (HD)
- > V/F, Slip Compensation, Sensorless Vector Control
- > Starting Torque: 150% at 3Hz for V/F, 200% at 0.5Hz for Sensorless Vector Control
- > Conformal Coating complying to IEC 60721-3-3, Class 3C3 Avg.
- > Built-in RS485 Modbus
- > Peer to Peer communication to share I/Os
- > Built-in Brake Control
- > Built-in PLC functionality
- > Component Life Monitor
- > Built-in PID
- > Built-in Braking Chopper
- > Interface: 5DI, 2DO (R+T), 2AI (V & V/I), 1AO (V/I)

Input Voltage	Description	Cat. No.	M.R.P. (₹) Per Unit
Three Phase 415Vac	Sx2000 VVVF 415V IP66 Drive 0.40 kW (HD)	LTVF-S40001XAA	*
	Sx2000 VVVF 415V IP66 Drive 0.75 kW (HD)	LTVF-S40003XAA	*
	Sx2000 VVVF 415V IP66 Drive 1.50 kW (HD)	LTVF-S40004XAA	*
	Sx2000 VVVF 415V IP66 Drive 2.20 kW (HD)	LTVF-S40006XAA	*
	Sx2000 VVVF 415V IP66 Drive 4.00 kW (HD)	LTVF-S40009XAA	*
	Sx2000 VVVF 415V IP66 Drive 5.50 kW (HD)	LTVF-S40012XAA	*
	Sx2000 VVVF 415V IP66 Drive 7.50 kW (HD)	LTVF-S40016XAA	*
	Sx2000 VVVF 415V IP66 Drive 11.0 kW (HD)	LTVF-S40024XAA	*
	Sx2000 VVVF 415V IP66 Drive 15.0 kW (HD)	LTVF-S40030XAA	*
	Sx2000 VVVF 415V IP66 Drive 18.5 kW (HD)	LTVF-S40039XAA	*
Sx2000 VVVF 415V IP66 Drive 22.0 kW (HD)	LTVF-S40045XAA	*	

**Note:** \* For prices please contact nearest branch office

## Flexi Series Fx2000



- > Range: 0.75kW to 375kW (HD)
- > Ideal for Heavy Duty Applications - Crane, Winder, Textile Application, Plastic extruders
- > Starting Torque: 250% at 0Hz for Closed Loop Vector Control
- > Overload Capacity: 200% for 3 sec and 150% for 1 min
- > Built-in Crane function
- > Optional Smart PLC Card
- > Conformal Coating complying to IEC 60721-3-3 Class 3C3 Avg.
- > Built-in RS485 Modbus RTU
- > Built-in DC Reactor from 22kW to 220kW HD
- > Built-in Braking Chopper till 22kW HD
- > Interface : 8DI, 3DO (2R+1T), 2AI (V & I), 2AO (V & I)

Input Voltage	Description	Cat. No.	M.R.P. (₹) Per Unit
Three Phase 415Vac	Fx2000 VVVF 415V Drive 0.75 kW (HD) / 1.50 kW (ND)	LTVF-F40004CAA	*
	Fx2000 VVVF 415V Drive 1.50 kW (HD) / 2.20 kW (ND)	LTVF-F40006CAA	*
	Fx2000 VVVF 415V Drive 2.20 kW (HD) / 3.70 kW (ND)	LTVF-F40008CAA	*
	Fx2000 VVVF 415V Drive 3.70 kW (HD) / 5.50 kW (ND)	LTVF-F40012CAA	*
	Fx2000 VVVF 415V Drive 5.50 kW (HD) / 7.50 kW (ND)	LTVF-F40016CAA	*
	Fx2000 VVVF 415V Drive 7.50 kW (HD) / 11.0 kW (ND)	LTVF-F40024CAA	*
	Fx2000 VVVF 415V Drive 11.0 kW (HD) / 15.0 kW (ND)	LTVF-F40030CAA	*
	Fx2000 VVVF 415V Drive 15.0 kW (HD) / 18.5 kW (ND)	LTVF-F40039CAA	*
	Fx2000 VVVF 415V Drive 18.5 kW (HD) / 22.0 kW (ND)	LTVF-F40045CAA	*
	Fx2000 VVVF 415V Drive 22.0 kW (HD) / 30.0 kW (ND)	LTVF-F40061CAA	*
	Fx2000 VVVF 415V Drive 30.0 kW (HD) / 37.0 kW (ND)	LTVF-F40075CAA	*
	Fx2000 VVVF 415V Drive 37.0 kW (HD) / 45.0 kW (ND)	LTVF-F40091CAA	*
	Fx2000 VVVF 415V Drive 45.0 kW (HD) / 55.0 kW (ND)	LTVF-F40110CAA	*
	Fx2000 VVVF 415V Drive 55.0 kW (HD) / 75.0 kW (ND)	LTVF-F40152CAA	*
	Fx2000 VVVF 415V Drive 75.0 kW (HD) / 90.0 kW (ND)	LTVF-F40183CAA	*
	Fx2000 VVVF 415V Drive 90.0 kW (HD) / 110 kW (ND)	LTVF-F40223AAA	*
	Fx2000 VVVF 415V Drive 110 kW (HD) / 132 kW (ND)	LTVF-F40264AAA	*
	Fx2000 VVVF 415V Drive 132 kW (HD) / 160 kW (ND)	LTVF-F40325AAA	*
	Fx2000 VVVF 415V Drive 160 kW (HD) / 185 kW (ND)	LTVF-F40370AAA	*
	Fx2000 VVVF 415V Drive 185 kW (HD) / 220 kW (ND)	LTVF-F40432AAA	*
	Fx2000 VVVF 415V Drive 220 kW (HD) / 285 kW (ND)	LTVF-F40547AAA	*
	Fx2000 VVVF 415V Drive 285 kW (HD) / 315 kW (ND)	LTVF-F40613AAA	*
	Fx2000 VVVF 415V Drive 315 kW (HD) / 375 kW (ND)	LTVF-F40731AAA	*
	Fx2000 VVVF 415V Drive 375 kW (HD) / 450 kW (ND)	LTVF-F40877AAA	*

**Note:**

\*For prices please contact nearest branch office

Drives are covered under HS code 8504 40 90 and are charged at 18% GST.



## HVAC Series Hx2000



- › Range: 0.75 to 90kW
- › V/F, Slip Compensation
- › Built-in RTC for Scheduling
- › Built-in EMC filter class C3
- › Password Protection
- › Multi-motor Control
- › Built-in Payback Counter
- › Dry Pump Detection
- › Built-in 4 PID (1 Main & 3 EPID)
- › Built-in RS485 Communication, BACnet, Modbus-RTU, Metasys N2
- › Global Specification Compliant - CE, UL (Plenum Rated)
- › Conformal Coating complying to IEC 60721-3-3, Class 3C2 (3C3 Avg.)
- › Interface: 7DI, 6DO (5R+1T), 2AI (V & V/I), 2AO (V & V/I)

Input Voltage	Description	Cat. No.	M.R.P. (₹) Per Unit
Three Phase 415Vac	Hx2000 VVVF 415V Drive 0.75 kW (ND)	LTVF-H40002BAA	*
	Hx2000 VVVF 415V Drive 1.50 kW (ND)	LTVF-H40004BAA	*
	Hx2000 VVVF 415V Drive 2.20 kW (ND)	LTVF-H40006BAA	*
	Hx2000 VVVF 415V Drive 3.7 kW (ND)	LTVF-H40008BAA	*
	Hx2000 VVVF 415V Drive 5.50 kW (ND)	LTVF-H40012BAA	*
	Hx2000 VVVF 415V Drive 7.50 kW (ND)	LTVF-H40016BAA	*
	Hx2000 VVVF 415V Drive 11.0 kW (ND)	LTVF-H40024BAA	*
	Hx2000 VVVF 415V Drive 15.0 kW (ND)	LTVF-H40030BAA	*
	Hx2000 VVVF 415V Drive 18.5 kW (ND)	LTVF-H40038BAA	*
	Hx2000 VVVF 415V Drive 22.0 kW (ND)	LTVF-H40045BAA	*
	Hx2000 VVVF 415V Drive 30.0 kW (ND)	LTVF-H40061BAA	*
	Hx2000 VVVF 415V Drive 37.0 kW (ND)	LTVF-H40075BAA	*
	Hx2000 VVVF 415V Drive 45.0 kW (ND)	LTVF-H40091BAA	*
	Hx2000 VVVF 415V Drive 55.0 kW (ND)	LTVF-H40107BAA	*
	Hx2000 VVVF 415V Drive 75.0 kW (ND)	LTVF-H40142BAA	*
Hx2000 VVVF 415V Drive 90.0 kW (ND)	LTVF-H40169BAA	*	

Note: \* For prices please contact nearest branch office

## Accessories for AC Drives [8504]

Drive Model	Description	Cat. No.	M.R.P. (₹) Per Unit
Nx2000	Nx2000 Remote Keypad with 3m cable	LTOP-DOP-51	*
Nx2000+	Nx2000+ Remote Keypad with 3m cable	LTOP-DOP-52	*
	CANOpen Comm Card for Nx2000+	LTCI-CAN-NP	*
	Eth.IP/Mod.TCP/RAPIDnet Opt for Nx2000+	LTCI-ETH-NP	*
	Profibus-DP Comm Card for Nx2000+	LTCI-PDP-NP	*
Sx2000	Sx2000 Remote Keypad with 3m cable	LTOP-DOP-150	*
	LCD Digital Operator	LTOP-DOP-200	*
	I/O Expansion Card for Sx2000	LTIO-EXP-S	*
	CANOpen Communication card	LTCI-CAN-S	*
	Profibus-DP Communication card	LTCI-PDP-S.	*
	Profinet option card for Sx2000	LTCI-PFN-S	*
	Dual Port EthernetIP/ModbusTCP Comm card	LTCI-ETH2-S	*
Fx2000	LCD Digital Operator	LTOP-DOP-200	*
	I/O Expansion Card 1 for Fx2000	LTIO-EX1-F	*
	Synchronization Option Card	LTCN-SYN-F	*
	Position control option card for Fx2000	LTCN-PCN-F	*
	Incremental card for Open collector and Line Driver Encoder	LTEN-INC-F	*
	Application Development PLC Option card	LTAD-PLC-F	*
	Profibus-DP Communication Interface card	LTCI-PDP-F	*
	Profinet option card for Fx2000	LTCI-PFN-F	*
	CANOpen Communication Interface card	LTCI-CAN-F	*
	DeviceNet Communication Interface card	LTCI-DEN-F	*
	Dual Port EthernetIP/ModbusTCP Comm card	LTCI-ETH2-F	*
Hx2000	I/O Expansion Card for Hx2000	LTIO-EXP-H	*
	I/O Expansion Card 2 for Hx2000	LTIO-EXP2-H	*
DBU for Sx2000, Fx2000	Dynamic Braking Unit for 11 - 15kW	LTDBU-0150-4	*
	Dynamic Braking Unit for 18.5 - 22kW	LTDBU-0220-4	*
	Dynamic Braking Unit for 30 - 37kW	LTDBU-0370-4	*
	Dynamic Braking Unit for 45 - 55kW	LTDBU-0550-4	*
	Dynamic Braking Unit for 75kW	LTDBU-0750-4	*
	Dynamic Braking Unit for 75kW 100% ED	LTDBU-075H-4*	*
Dynamic Braking Unit for 220 - 375kW	LTDBU-2200-4	*	

**Note:**

\* For prices please contact nearest branch office  
 Drives are covered under HS code 8504 40 90 and are charged at 18% GST.  
 # Available till stock last



## xD1000 Range : 0.37kW HD to 30kW ND

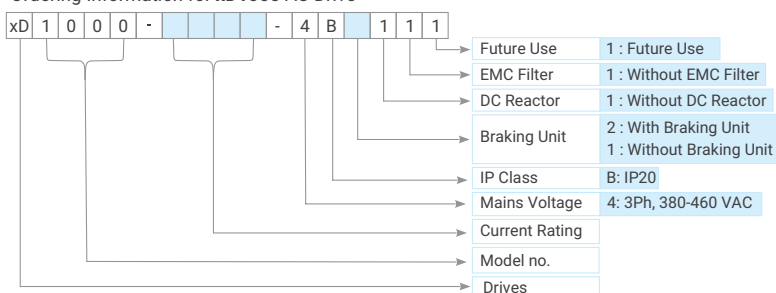


- Rated @ 55°C (HD), @ 50°C (ND)
- Transient overtorque 170%~200%
- 4 DIs, 2 DOs, 1AI, 1AO
- Inbuilt PID with 4 Preset PID references, Sleep & Wakeup, Predictive speed
- Auxiliary Pump control
- Catch on the Fly
- Skip Frequency
- Automatic Restart
- Stall Prevention
- Current limiting function

Input Voltage	Description	Cat. No.	M.R.P. (₹) Per Unit
Three Phase 415 VAC	xD1000 415V Drive 0.37kW(HD)	<b>XD1000-01P5-4B1111</b>	*
	xD1000 415V Drive 0.75kW(HD)	<b>XD1000-02P3-4B1111</b>	*
	xD1000 415V Drive 1.50kW(HD)	<b>XD1000-04P1-4B2111</b>	*
	xD1000 415V Drive 2.20kW(HD)	<b>XD1000-05P5-4B2111</b>	*
	xD1000 415V Drive 3.00kW(HD)/4.00kW(ND)	<b>XD1000-08P9-4B2111</b>	*
	xD1000 415V Drive 4.00kW(HD)/5.50kW(ND)	<b>XD1000-12P1-4B2111</b>	*
	xD1000 415V Drive 5.50kW(HD)/7.50kW(ND)	<b>XD1000-16P0-4B2111</b>	*
	xD1000 415V Drive 7.50kW(HD)/11.0kW(ND)	<b>XD1000-22P8-4B2111</b>	*
	xD1000 415V Drive 11.0kW(HD)/15.0kW(ND)	<b>XD1000-30P0-4B2111</b>	*
	xD1000 415V Drive 15.0kW(HD)/18.5kW(ND)	<b>XD1000-36P0-4B2111</b>	*
	xD1000 415V Drive 18.5kW(HD)/22.0kW(ND)	<b>XD1000-43P0-4B2111</b>	*
	xD1000 415V Drive 22.0kW(HD)/30.0kW(ND)	<b>XD1000-60P0-4B2111</b>	*

**Note:** \* For prices please contact nearest branch office

Ordering Information for xD1000 AC Drive



## xD2000 Range : 0.37 HD to 160kW ND



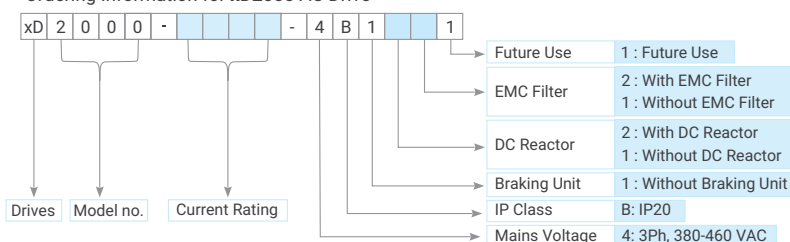
- Suitable for non-regenerative applications
- Rated for -15 to 45°C HD as well as ND ratings
- Inbuilt EMC filter with Category C3 EMC levels
- Inbuilt DC reactor from 4 kW to 160kW
- Inbuilt detachable LCD keypad
- 6 DIs, 3 ROs, 3 AIs, 2 AOs
- External 24 VDC connection to keep control circuit alive during power outage
- Pump and Compressor specific functions
- 2 functions to one DI
- Torque Boost (IR Compensation)
- Slip Compensation
- Auto Tuning
- Decel. Ramp Adaptation
- 16 Preset speeds
- Skip (Jump) Frequency
- Current Limitation
- DC Braking / Stop
- Freewheel Stop & Fast Stop

Input Voltage	Description	Cat. No.	M.R.P. (₹) Per Unit
Three Phase 415 VAC	XD2000 415V Drive 0.37kW(HD)/0.75kW(ND)	<b>XD2000-02P2-4B1121</b>	*
	XD2000 415V Drive 0.75kW(HD)/1.50kW(ND)	<b>XD2000-04P0-4B1121</b>	*
	XD2000 415V Drive 1.50kW(HD)/2.20kW(ND)	<b>XD2000-05P6-4B1121</b>	*
	XD2000 415V Drive 2.20kW(HD)/3.00kW(ND)	<b>XD2000-07P2-4B1121</b>	*
	XD2000 415V Drive 3.00kW(HD)/4.00kW(ND)	<b>XD2000-09P3-4B1221</b>	*
	XD2000 415V Drive 4.00kW(HD)/5.50kW(ND)	<b>XD2000-12P7-4B1221</b>	*
	XD2000 415V Drive 5.50kW(HD)/7.50kW(ND)	<b>XD2000-15P8-4B1221</b>	*
	XD2000 415V Drive 7.50kW(HD)/11.0kW(ND)	<b>XD2000-23P5-4B1221</b>	*
	XD2000 415V Drive 11.0kW(HD)/15.0kW(ND)	<b>XD2000-31P7-4B1221</b>	*
	XD2000 415V Drive 15.0kW(HD)/18.5kW(ND)	<b>XD2000-39P2-4B1221</b>	*
	XD2000 415V Drive 18.5kW(HD)/22.0kW(ND)	<b>XD2000-46P3-4B1221</b>	*
	XD2000 415V Drive 22.0kW(HD)/30.0kW(ND)	<b>XD2000-61P5-4B1221</b>	*
	XD2000 415V Drive 30.0kW(HD)/37.0kW(ND)	<b>XD2000-74P5-4B1221</b>	*
	XD2000 415V Drive 37.0kW(HD)/45.0kW(ND)	<b>XD2000-88P0-4B1221</b>	*
	XD2000 415V Drive 45.0kW(HD)/55.0kW(ND)	<b>XD2000-120P-4B1221</b>	*
	XD2000 415V Drive 55.0kW(HD)/75.0kW(ND)	<b>XD2000-145P-4B1221</b>	*
	XD2000 415V Drive 75.0kW(HD)/90.0kW(ND)	<b>XD2000-173P-4B1221</b>	*
	XD2000 415V Drive 90.0kW(HD)/110kW(ND)	<b>XD2000-211P-4B1221</b>	*
	XD2000 415V Drive 110kW(HD)/132kW(ND)	<b>XD2000-250P-4B1221</b>	*
	XD2000 415V Drive 132kW(HD)/160kW(ND)	<b>XD2000-302P-4B1221</b>	*

**Note:**

\* For prices please contact nearest branch office  
Drives are covered under HS code 8504 40 90 and are charged at 18% GST.

Ordering Information for xD2000 AC Drive





**xD4000**

Range : 0.37kW HD to 315kW ND

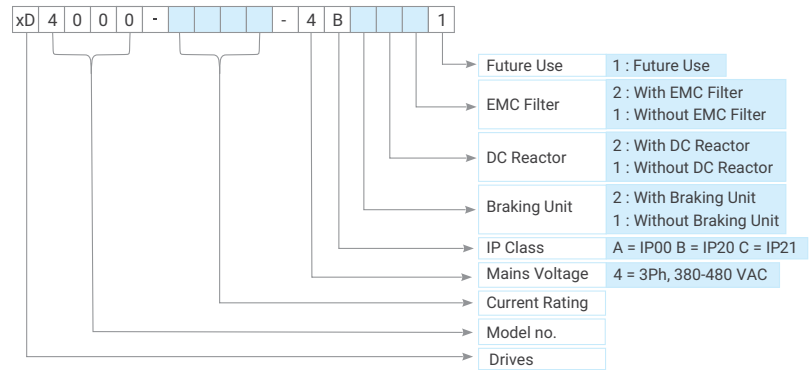


- > Detachable 8 line Graphical LCD keypad with battery for RTC & Help Menu
- > Inbuilt DC Reactor over entire range
- > Inbuilt EMC filter entire range for EMC levels C2 / C3
- > Inbuilt Dual port Ethernet IP / Modbus TCP & Modbus RS485 ports
- > Inbuilt Braking transistor upto 160kW HD.
- > 8 DIs, 4 DOs, 3 AIs, 2 AOs, 2 STO inputs
- > Crane specific functions
- > Pump specific functions
- > Line & Output Contactor control
- > Load Sharing, Speed – Torque master slave
- > Multi-motor configuration Mode
- > Automatic Restart
- > Catch on the fly (Flying Start)
- > Fault Inhibition / Error detect disabling (Fire Mode)
- > 15 nos. trip histories with date and time Stamp

Input Voltage	Description	Cat. No.	M.R.P. (₹) Per Unit
Three Phase 415 VAC	XD4000 415V Drive 0.37kW(HD)/0.75kW(ND)	<b>XD4000-02P2-4C2221</b>	*
	XD4000 415V Drive 0.75kW(HD)/1.50kW(ND)	<b>XD4000-04P0-4C2221</b>	*
	XD4000 415V Drive 1.50kW(HD)/2.20kW(ND)	<b>XD4000-05P6-4C2221</b>	*
	XD4000 415V Drive 2.20kW(HD)/3.00kW(ND)	<b>XD4000-07P2-4C2221</b>	*
	XD4000 415V Drive 3.00kW(HD)/4.00kW(ND)	<b>XD4000-09P3-4C2221</b>	*
	XD4000 415V Drive 4.00kW(HD)/5.50kW(ND)	<b>XD4000-12P7-4C2221</b>	*
	XD4000 415V Drive 5.50kW(HD)/7.50kW(ND)	<b>XD4000-16P5-4C2221</b>	*
	XD4000 415V Drive 7.50kW(HD)/11.0kW(ND)	<b>XD4000-23P5-4C2221</b>	*
	XD4000 415V Drive 11.0kW(HD)/15.0kW(ND)	<b>XD4000-31P7-4C2221</b>	*
	XD4000 415V Drive 15.0kW(HD)/18.5kW(ND)	<b>XD4000-39P2-4C2221</b>	*
	XD4000 415V Drive 18.5kW(HD)/22.0kW(ND)	<b>XD4000-46P3-4C2221</b>	*
	XD4000 415V Drive 22.0kW(HD)/30.0kW(ND)	<b>XD4000-61P5-4C2221</b>	*
	XD4000 415V Drive 30.0kW(HD)/37.0kW(ND)	<b>XD4000-74P5-4C2221</b>	*
	XD4000 415V Drive 37.0kW(HD)/45.0kW(ND)	<b>XD4000-88P0-4C2221</b>	*
	XD4000 415V Drive 45.0kW(HD)/55.0kW(ND)	<b>XD4000-106P-4C2221</b>	*
	XD4000 415V Drive 55.0kW(HD)/75.0kW(ND)	<b>XD4000-145P-4C2221</b>	*
	XD4000 415V Drive 75.0kW(HD)/90.0kW(ND)	<b>XD4000-173P-4C2221</b>	*
	XD4000 415V Drive 90.0kW(HD)/110kW(ND)	<b>XD4000-211P-4B2221</b>	*
	XD4000 415V Drive 110kW(HD)/132kW(ND)	<b>XD4000-250P-4B2221</b>	*
	XD4000 415V Drive 132kW(HD)/160kW(ND)	<b>XD4000-302P-4B2221</b>	*
	XD4000 415V Drive 160kW(HD)/220kW(ND)	<b>XD4000-427P-4A2221</b>	*
	XD4000 415V Drive 200kW(HD)/250kW(ND)	<b>XD4000-481P-4A1221</b>	*
	XD4000 415V Drive 250kW(HD)/315kW(ND)	<b>XD4000-616P-4A1221</b>	*

**Note: \*** For prices please contact nearest branch office

Ordering Information for **xD4000** AC Drive



## Accessories for AC Drives [8504]

Drive Model	Description	Cat. No.	M.R.P. (₹) Per Unit
xD1000	IP54 LED Remote Keypad	<b>XDOP-DOP-100</b>	*
xD2000	IP21 LCD Std. Graphical Keypad	<b>XDOP-DOP-300</b>	*
	Remote Mounting Kit for IP21 LCD Keypad	<b>XDKT-DOP-300</b>	*
	IP65 LCD Graphical Keypad	<b>XDOP-DOP-500</b>	*
	Mounting kit for IP65 LCD Keypad	<b>XDKT-DOP-500</b>	*
	IO Expansion Card-1 - 6DI,2DO,2AI	<b>XDIO-EX1-V01</b>	*
	IO Expansion Card-2 - 3RO	<b>XDIO-EX2-V01</b>	*
	Profibus-DP Comm. Card	<b>XDCI-PDP-V01</b>	*
xD3000	IP54 LED Remote Keypad	<b>XDOP-DOP-100</b>	*
	IP65 LCD Graphical Keypad	<b>XDOP-DOP-500</b>	*
	Mounting kit for IP65 LCD Keypad	<b>XDKT-DOP-500</b>	*
	Communication Option Module Adapter	<b>XDKT-ADP-V01</b>	*
	Speed Monitoring Card	<b>XDEN-SPD-V01</b>	*
	Modbus TCP/EtherNet IP Comm. Card	<b>XDCI-ETH-V01</b>	*
	EtherCAT Comm. Card	<b>XDCI-ECT-V01</b>	*
	Profibus-DP Comm. Card	<b>XDCI-PDP-V01</b>	*
	DeviceNet Comm. Card	<b>XDCI-DEN-V01</b>	*
	POWERLINK Comm. Card	<b>XDCI-PLN-V01</b>	*
	ProfiNet Comm. Card	<b>XDCI-PFN-V01</b>	*
	CANopen DaisyChain Comm. Card	<b>XDCI-CND-V01</b>	*
	CANopen SUB-D Comm. Card	<b>XDCI-CNS-V01</b>	*
	CANopen Terminals Comm. Card	<b>XDCI-CNT-V01</b>	*
	Additional Safety Integrity Module	<b>XDSI-SIM-V01</b>	*
xD4000	IP65 LCD Graphical Keypad	<b>XDOP-DOP-500</b>	*
	Mounting kit for IP65 LCD Keypad	<b>XDKT-DOP-500</b>	*
	IO Expansion Card-1 - 6DI,2DO,2AI	<b>XDIO-EX1-V01</b>	*
	IO Expansion Card-2 - 3RO	<b>XDIO-EX2-V01</b>	*
	Digital Encoder Interface Card	<b>XDEN-DEI-V01</b>	*
	Analog Encoder Interface Module	<b>XDEN-AEI-V01</b>	*
	Resolver Interface Module	<b>XDEN-REI-V01</b>	*
	HTL Encoder Interface Module	<b>XDEN-HEI-V01</b>	*
	EtherCAT Comm. Card	<b>XDCI-ECT-V01</b>	*
	Profibus-DP Comm. Card	<b>XDCI-PDP-V01</b>	*
	DeviceNet Comm. Card	<b>XDCI-DEN-V01</b>	*
	POWERLINK Comm. Card	<b>XDCI-PLN-V01</b>	*
	ProfiNet Comm. Card	<b>XDCI-PFN-V01</b>	*
	ProfiNet Comm. Card - Redundant	<b>XDCI-PFN-V02</b>	*
	CANopen DaisyChain Comm. Card	<b>XDCI-CND-V01</b>	*
	CANopen SUB-D Comm. Card	<b>XDCI-CNS-V01</b>	*
	CANopen Terminals Comm. Card	<b>XDCI-CNT-V01</b>	*
Additional Safety Integrity Module	<b>XDSI-SIM-V01</b>	*	

**Note:**

\* For prices please contact nearest branch office  
Drives are covered under HS code 8504 40 90 and are charged at 18% GST.







## xS4000 Soft Starters



- › Range: 24A to 1250A
- › Built in bypass contactor
- › Compact & Flexible Design
- › Screw-less design for easy and fast servicing
- › USB port for easy and fast commissioning and data extraction
- › Full graphical display with multi-languages support
- › Real time graphs of motor operating performance
- › 384 event logs with time stamping
- › Advanced protection system
- › Communication options available
- › Smart card for level controlled pump activation and pump protection
- › Under Voltage / Over Voltage protection available
- › Fire Mode Function
- › Starts per hour count
- › Power through function available
- › Scheduling based on RTC

Description	Cat. No.	M.R.P. (₹) Per Unit	Bypass Contactor
xS4000,24A,M:200-525VAC,C:110/220VAC	XS4000-0024-B52211	*	Built - In
xS4000,42A,M:200-525VAC,C:110/220VAC	XS4000-0042-B52211	*	
xS4000,52A,M:200-525VAC,C:110/220VAC	XS4000-0052-B52211	*	
xS4000,64A,M:200-525VAC,C:110/220VAC	XS4000-0064-B52211	*	
xS4000,69A,M:200-525VAC,C:110/220VAC	XS4000-0069-B52211	*	
xS4000,105A,M:200-525VAC,C:110/220VAC	XS4000-0105-B52211	*	
xS4000,115A,M:200-525VAC,C:110/220VAC	XS4000-0115-B52211	*	
xS4000,135A,M:200-525VAC,C:110/220VAC	XS4000-0135-B52211	*	
xS4000,184A,M:200-525VAC,C:110/220VAC	XS4000-0184-B52211	*	
xS4000,200A,M:200-525VAC,C:110/220VAC	XS4000-0200-B52211	*	
xS4000,229A,M:200-525VAC,C:110/220VAC	XS4000-0229-B52211	*	
xS4000,250A,M:200-525VAC,C:110/220VAC	XS4000-0250-B52211	*	
xS4000,352A,M:200-525VAC,C:110/220VAC	XS4000-0352-B52211	*	
xS4000,397A,M:200-525VAC,C:110/220VAC	XS4000-0397-B52211	*	
xS4000,410A,M:200-525VAC,C:110/220VAC	XS4000-0410-B52211	*	
xS4000,550A,M:200-525VAC,C:110/220VAC	XS4000-0550-B52211	*	
xS4000,580A,M:200-525VAC,C:110/220VAC	XS4000-0580-B52211	*	
xS4000,835A,M:200-525VAC,C:110/220VAC	XS4000-0835-B52211	*	
xS4000,940A,M:200-525VAC,C:110/220VAC	XS4000-0940-B52211	*	
xS4000,1070A,M:200-525VAC,C:110/220VAC	XS4000-1070-B52211	*	
xS4000,1230A,M:200-525VAC,C:110/220VAC	XS4000-1230-B52211	*	
xS4000,1250A,M:200-525VAC,C:110/220VAC	XS4000-1250-B52211	*	
xS4000,735A,M:200-525VAC,C:110/220VAC	XS4000-0735-C52211	*	External bypass contactor (AC1 rating) All protections remain active during bypass operation
xS4000,830A,M:200-525VAC,C:110/220VAC	XS4000-0830-C52211	*	
xS4000,1025A,M:200-525VAC,C:110/220VAC	XS4000-1025-C52211	*	
xS4000,1170A,M:200-525VAC,C:110/220VAC	XS4000-1170-C52211	*	
xS4000,1220A,M:200-525VAC,C:110/220VAC	XS4000-1220-C52211	*	

## xS3000 Soft Starters



- › Range: 24A to 580A
- › Built in bypass contactor
- › Compact & Flexible Design
- › Screw-less design for easy and fast servicing
- › USB port for easy and fast commissioning and data extraction
- › Full graphical display with multi-languages support
- › Built-in Simulation Mode
- › 384 event logs
- › Communication options available
- › Fire Mode Function
- › Starts per hour count

Description	Cat. No.	M.R.P. (₹) Per Unit	Bypass Contactor	
xS3000,24A,M:200-525VAC,C:110/220VAC	XS3000-0024-B52211	*	Built - In	
xS3000,42A,M:200-525VAC,C:110/220VAC	XS3000-0042-B52211	*		
xS3000,52A,M:200-525VAC,C:110/220VAC	XS3000-0052-B52211	*		
xS3000,64A,M:200-525VAC,C:110/220VAC	XS3000-0064-B52211	*		
xS3000,69A,M:200-525VAC,C:110/220VAC	XS3000-0069-B52211	*		
xS3000,105A,M:200-525VAC,C:110/220VAC	XS3000-0105-B52211	*		
xS3000,115A,M:200-525VAC,C:110/220VAC	XS3000-0115-B52211	*		
xS3000,135A,M:200-525VAC,C:110/220VAC	XS3000-0135-B52211	*		
xS3000,184A,M:200-525VAC,C:110/220VAC	XS3000-0184-B52211	*		
xS3000,200A,M:200-525VAC,C:110/220VAC	XS3000-0200-B52211	*		
xS3000,229A,M:200-525VAC,C:110/220VAC	XS3000-0229-B52211	*		
xS3000,250A,M:200-525VAC,C:110/220VAC	XS3000-0250-B52211	*		
xS3000,352A,M:200-525VAC,C:110/220VAC	XS3000-0352-B52211	*		
xS3000,397A,M:200-525VAC,C:110/220VAC	XS3000-0397-B52211	*		
xS3000,410A,M:200-525VAC,C:110/220VAC	XS3000-0410-B52211	*		
xS3000,550A,M:200-525VAC,C:110/220VAC	XS3000-0550-B52211	*		
xS3000,580A,M:200-525VAC,C:110/220VAC	XS3000-0580-B52211	*		

xS	nnnn	-	1234	-	B	V	C	D	F	F
xS	Soft starters									
nnnn	Soft starter Name									
	3000	xS3000								
	4000	xS4000								
1234	Current Rating									
	1234	Nominal Current Rating								
B	Bypass Type									
	B	Internal Bypass								
	C	Continuous / External Bypass								
V	Mains Voltage									
	5	3Ph, 200-525VAC								
	6	3Ph, 380-600VAC								
	7	3Ph, 380-690VAC								
C	Control Voltage									
	1	24V AC/DC								
	2	110-120/220-240V AC								
D	Graphical Display									
	2	Fixed Graphical Display								
F	Future Use									
	1	Future Use								
F	Future Use									
	1	Future Use								

### Note:

\* For prices please contact nearest branch office  
 Prices for 1000V and External Bypass soft starter below 735A available on request Soft Starters are covered under HSN code 8504 40 90 and are charged at 18% GST.

We recommend the use of:

1. Line Contactor : This will isolate and protect the soft starter SCR's from any voltage transient while it's not in operation.
2. Semiconductor fuses : This will protect the starter SCR's during starting and stopping states from current transient's and excess I<sup>2</sup>T.
3. Bypass Contactor (For models without built-in bypass) : This will bypass and protect the soft starter SCR's while in running state from Current and Voltage transient's.



## xS2000 Soft Starters



## xS1000 Soft Starters



Cat. No.	M.R.P. (₹) Per Unit	Bypass Contactor	Cat. No.	M.R.P. (₹) Per Unit	Bypass Contactor
XS2000-0018-B44111	*	Built - In	XS1000-0018-B44111	*	Built - In
XS2000-0034-B44111	*		XS1000-0034-B44111	*	
XS2000-0042-B44111	*		XS1000-0042-B44111	*	
XS2000-0048-B44111	*		XS1000-0048-B44111	*	
XS2000-0060-B44111	*		XS1000-0060-B44111	*	
XS2000-0075-B44111	*		XS1000-0075-B44111	*	
XS2000-0085-B44111	*		XS1000-0085-B44111	*	
XS2000-0100-B44111	*		XS1000-0100-B44111	*	
XS2000-0140-B44111	*		XS1000-0140-B44111	*	
XS2000-0170-B44111	*		XS1000-0170-B44111	*	
XS2000-0200-B44111	*		XS1000-0200-B44111	*	

**Note:**

\* For prices please contact nearest branch office

The above xS1000 & xS2000 ratings are based on 400% starting current, 10 starts per hour up to 60A & 6 starts per hour for 75A & above, 6 seconds starting time and ambient temperature of 45°C.

For proper sizing of soft starter based on the application parameters please use Winstart Software.

**xS1000 Soft Starters: For Standard Applications**

- > Inbuilt Bypass Contactor
- > SoftStart/SoftStop
- > Compact
- > Complement existing motor protection
- > Truly plug & play
- > Communication options available

**xS2000 Soft Starters: For standard applications**

- > Inbuilt Bypass Contactor
- > Soft start/Soft stop / Adjustable current limit
- > Essential motor protections against
  - >> Overload
  - >> Single phasing
  - >> Instantaneous overcurrent
  - >> Phase sequence reversal
  - >> Abnormality in supply
  - >> Unbalanced current
- > Thermistor protection through PTC
- > Excess start time setting
- > Communication options available
- > PC Interface as optional

## Optional Modules/Cards for xS Series



Description	Cat. No.	M.R.P. (₹) Per Unit
xS1000 & xS2000 Modbus RTU Card	XSOCI-RTU-121	*
xS1000 & xS2000 Modbus TCP Card	XSOCI-TCP-123	*
xS1000 & xS2000 Profibus Card	XSOCI-PDP-121	*
xS1000 & xS2000 Profinet Card	XSOCI-PFN-122	*
xS1000 & xS2000 Ethernet Card	XSOCI-ETH-122	*
xS1000 & xS2000 DeviceNet Card	XSOCI-DEN-121	*
xS1000 & xS2000 USB Interface Card	XSOCI-USB-121	*
xS1000 & xS2000 Operator interface Card	XSOP-DOC-100	*
xS1000 & xS2000 Digital Operator Kit	XSOP-DOK-100	*
xS3000 and xS4000 Modbus RTU Card	XSOCI-RTU-341	*
xS3000 and xS4000 Modbus RTU + GF Card	XSOCI-RTU-342	*
xS3000 and xS4000 Modbus TCP + GF Card	XSOCI-TCP-343	*
xS3000 and xS4000 Profibus Card	XSOCI-PDP-341	*
xS3000 and xS4000 Profinet + GF Card	XSOCI-PFN-343	*
xS3000 and xS4000 Ethernet + GF Card	XSOCI-ETH-343	*
xS3000 and xS4000 DeviceNet Card	XSOCI-DEN-341	*
xS3000 and xS4000 Operator & Cable	XSOP-DOP-200	*
xS3000 and xS4000 Operator Interface Card	XSOP-DOC-200	*
xS3000 and xS4000 Digital Operator Kit	XSOP-DOK-200	*
xS3000 and xS4000 Pumping Smart Card	XSSC-PSC-341	*

Ordering Information for xS1000 & xS2000 Series Soft Starter

xS nnnn - 1234 - B V C D F F

xS	Soft starters
nnnn	<b>Soft starter Name</b>
	1000 xS1000 2000 xS2000
1234	<b>Current Rating</b>
	1234 Nominal Current Rating
B	<b>Bypass Type</b>
	B Internal Bypass
V	<b>Mains Voltage</b>
	4 3Ph, 200-440VAC 5 3Ph, 200-575VAC
C	<b>Control Voltage</b>
	1 24V AC/DC 4 110/230-440V AC
D	<b>Graphical Display</b>
F	<b>Future Use</b>
	1 No Graphical Display 1 Future Use
F	<b>Future Use</b>
	1 Future Use


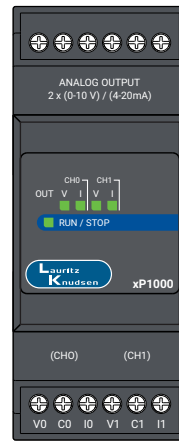
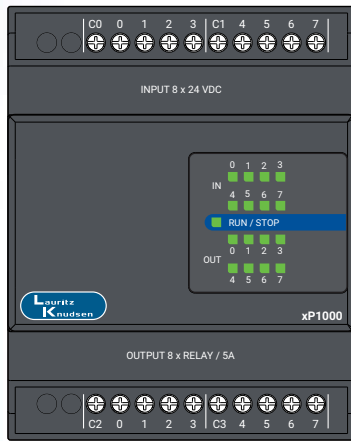
We recommend the use of:

1. Line Contactor : This will isolate and protect the soft starter SCR's from any voltage transient while it's not in operation.
2. Bypass Contactor (For models without built-in bypass) : This will bypass and protect the soft starter SCR's while in running state from Current and Voltage transient's.
3. Semiconductor fuses : This will protect the starter SCR's during starting and stopping states from current transient's and excess I<sup>2</sup>T.

**Note:**

\* For prices please contact nearest branch office  
Soft Starters are covered under HSN code 8504 40 90 and are charged at 18% GST.





## xP1000 PLC Features:

### Main CPU

#### xP1000-MM1DR16AA11

- › 8 Digital Inputs
- › 24 V DC Power Supply
- › 8 Digital Outputs (Relay Output) 5 A (Res.) @ 230 VAC / 30 VDC
- › 2 Serial Communication Ports (COM1 - RS232/RS485, COM2 - RS485)
- › 256KB User Program Memory, 8KB User Data Memory.
- › Operating Temperature : 0°C to 55°C, Storage Temperature: - 40°C to 70°C

### Expansion Modules:

#### Digital I/Os : xPEXPN-ME4DR16AA11


- › Extension with 8 Digital Inputs and 8 Relay Outputs, Relay Load 5 A (Res.) @ 230 VAC / 30 VDC
- › 24 V DC Power Supply

#### Analog Inputs : xPEXPN-ME2AX04AA11

- › Extension with 4 Analog Inputs (0-10V / 4-20mA)
- › 24 V DC Power Supply

#### Analog Outputs: xPEXPN-ME3AY02AA11

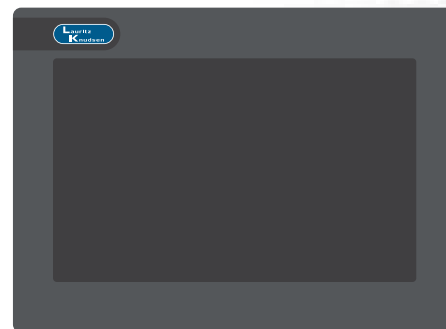
- › Extension with 2 Analog Outputs (0-10V / 4-20mA)
- › 24 V DC Power Supply



4.3 inch



7 inch



10.1 inch

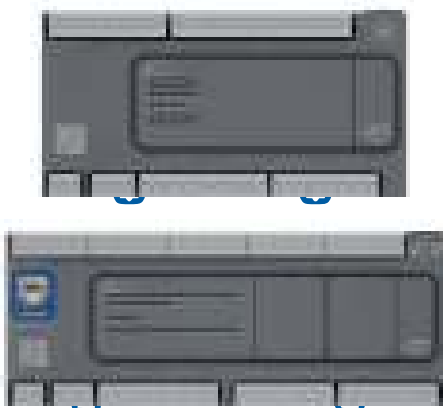
## xT1000 HMI Features:

- › **HMI Size**  
4.3", 7" & 10.1" with colour TFT display options with & without Ethernet model
- › **Touch Screen**  
Higher brightness level up to 440 cd/m<sup>2</sup> & long backlight life up to 50000 hours for display
- › **Protection**  
Shock & Vibration protection as per IEC Standard
- › **CPU**  
Equipped with powerful CPU Cortex-M7 (600MHz)
- › **Data Logging**  
Equipped with powerful CPU Cortex-M7 (600MHz)
- › **Operating Temperature**  
Operation temperature range: 0 to 50 °C
- › **Memory**  
RAM - 32 MB for all Models
- › **Password Management**  
User access levels & application password management
- › **Safety Standards**  
CE, RoHS Compliant, IP 65 protection for front panel with Class 2 Pollution Degree.
- › **Memory**  
ROM - 32 MB for Serial models & 64 MB for with Ethernet model, ROM Expandable up to 4 GB via USB Stick/SD card
- › **Picture Library**  
Inbuilt picture library with high resolution images



## Programmable Logic Controller (PLC) [8537/8538]

### xP Series



- › AC / DC power supply
- › Supports Upto 196 IOs, Relay and transistor outputs
- › Flexible I/Os, 2 cartridges, and up to 4 expansions
- › Ethernet and Serial line ports
- › Micro-SD card slot and USB port
- › 2 High speed counters, 2@100KHz
- › 2 Pulse Outputs at 100kHz\*2

Category	Description	Cat. No.	M.R.P. (₹) Per Unit	
CPU	xP1000	xP1000 CPU, 8 DI,8 RO, 2 Serial Port	xP1000-MM1DR16AA11	*
	xP3000	xP3000, CPU, AC220, 09DI, 07DO RY	xP3000-M1DR16AA111	*
		xP3000, CPU, AC220, 14DI, 10DO RY	xP3000-M1DR24AA111	*
		xP3000, CPU, AC220, 20DI, 12DO RY	xP3000-M1DR32AA111	*
		xP3000, CPU, AC220, 24DI, 16DO RY	xP3000-M1DR40AA111	*
	xP5000	xP5000, CPU, AC220, 09DI, 07DO RY	xP5000-M1DR16AA111	*
		xP5000, CPU, DC24, 09DI, 07DO TN	xP5000-M1DU16AA111	*
		xP5000, CPU, DC24, 09DI, 07DO TP	xP5000-M1DT16AA111	*
		xP5000, CPU, AC220, 14DI, 10DO RY	xP5000-M1DR24AA111	*
		xP5000, CPU, DC24, 14DI, 10DO TN	xP5000-M1DU24AA111	*
		xP5000, CPU, DC24, 14DI, 10DO TP	xP5000-M1DT24AA111	*
		xP5000, CPU, AC220, 14DI, 10DO RY, Eth	xP5000-M1DR24EA111	*
		xP5000, CPU, DC24, 14DI, 10DO TN, Eth.	xP5000-M1DU24EA111	*
		xP5000, CPU, DC24, 14DI, 10DO TP, Eth	xP5000-M1DT24EA111	*
		xP5000, CPU, AC220, 20DI, 12DO RY	xP5000-M1DR32AA111	*
		xP5000, CPU, DC24, 20DI, 12DO TN	xP5000-M1DU32AA111	*
		xP5000, CPU, DC24, 20DI,12DO TP	xP5000-M1DT32AA111	*
		xP5000, CPU, AC220, 20DI, 12DO RY, Eth	xP5000-M1DR32EA111	*
		xP5000, CPU, AC220, 24DI, 16DO RY,	xP5000-M1DR40AA111	*
		xP5000, CPU, DC24, 24DI, 16DO TN	xP5000-M1DU40AA111	*
xP5000, CPU, DC24, 24DI, 16DO TP		xP5000-M1DT40AA111	*	
xP5000, CPU, AC220, 24DI, 16DO RY, Eth	xP5000-M1DR40EA111	*		
xP5000, CPU, DC24, 24DI, 16DO TN, Eth.	xP5000-M1DU40EA111	*		
xP5000, CPU, DC24, 24DI, 16DO TP, Eth	xP5000-M1DT40EA111	*		
xP5000, CPU, AC220, 36DI, 24DO RY	xP5000-M1DR60AA111	*		
xP5000, CPU, AC220, 36DI, 24DO RY, 1 Eth	xP5000-M1DR60EA111	*		

Note: \* For prices please contact nearest branch office

## Human Machine Interface (HMI) [8537]

### xT Series

- › Wide Range upto 15" in size
- › Application Memory: FLASH EPROM / Screen area: 64MB/User font area 8 MB / Logic program area: 132KB
- › Backup Memory: Screen Area: SRAM 320KB,Variable Area: SRAM 64KB
- › Various Communication Interface: Ethernet /RS-232C / RS-422/485
- › USB host and device
- › SD memory card interface
- › Certificates: CE, RoHS

Category	Description	Cat. No.	M.R.P. (₹) Per Unit	
HMI	xT1000	xT1000 series, 4" TFT, Serial,2 Port	xT1000-E104SDAAA1	*
		xT1000 series, 4" TFT, Serial,2 Port, 1 Eth Port	xT1000-E104EDAAA1	*
		xT1000 series, 7" TFT, Serial,2 Port	xT1000-E107SDAAA1	*
		xT1000 series, 7" TFT, Serial,2 Port, 1 Eth Port	xT1000-E107EDAAA1	*
		xT1000 series, 10" TFT, Serial,2 Port	xT1000-E110SDAAA1	*
		xT1000 series, 10" TFT, Serial,2 Port, 1 Eth Port	xT1000-E110EDAAA1	*
	xTE6000	xTE6000 Series 7 " HMI, DC 24V, Eth.	xTE6000-07EDAA1	*
		xTE6000 Series 10 " HMI, DC 24V, Eth.	xTE6000-10EDAA1	*
		xTE6000 Series 12 " HMI, DC 24V, Eth.	xTE6000-12EDAA1	*
		xTE6000 Series 15 " HMI, DC 24V, Eth.	xTE6000-15EDAA1	*
	xTS6000	xTS6000 Series 04" Advance HMI, DC 24V, Eth.	xTS6000-04EDAA1	*
		xTS6000 Series 07" Advance HMI, DC 24V, Eth.	xTS6000-07EDAA1	*
		xTS6000 Series 10" Advance HMI, DC 24V, Eth.	xTS6000-10EDAA1	*
		xTS6000 Series 12" Advance HMI, DC 24V, Eth.	xTS6000-12EDAA1	*
		xTS6000 Series 15" Advance HMI, DC 24V, Eth.	xTS6000-15EDAA1	*

Note: \* For prices please contact nearest branch office



# Experience the robust performance of our ACCL

## Single Phase ACCL



Mains rating : 30A

Genset rating : 1A to 30A

## Three Phase ACCL With MCX contactors inside

Range : 32A to 125A



40AMP

Settable overload current limit at DG side

WATT 98

Separate power consumption monitoring for Mains & Genset

SPN 888

Settable TPN / SPN mode for three phase and single phase DG supply



To Experience Scan or Click



## Miniature Circuit Breaker (MCB) [8536]

### Range Highlights

- › True contact indication for individual pole
- › Label holder facility for all configurations
- › Conforms to IS/IEC 60898 - 10kA
- › Conforms to IEC 60947 - 2
  - › 15kA C-curve till 40 A
  - › 10kA C-curve for 50A, 63A
- › Available in B, C & D curves
- › Low watt loss - almost 50% of the values prescribed by IS/IEC 60898
- › Trip free mechanism
- › Design based on advanced current limiting hammer trip mechanism
- › No Line-Load bias
- › Bi connect feature on both sides
- › Suitable for accessory fitment

Rating	Modules 1 Mod = 17.5 mm	B-Curve Cat. No.	M.R.P. (₹) Per Unit	C-Curve Cat. No.	M.R.P. (₹) Per Unit	D-Curve Cat. No.	M.R.P. (₹) Per Unit
<b>Single Pole (SP)</b>							
0.5A	1	-	-	BB10E50C	480	BB10E50D	485
1A	1	-	-	BB10010C	480	BB10010D	485
2A	1	-	-	BB10020C	480	BB10020D	485
3A	1	-	-	BB10030C	480	BB10030D	485
4A	1	-	-	BB10040C	480	BB10040D	485
6A	1	BB10060B	294	BB10060C	294	BB10060D	405
10A	1	BB10100B	294	BB10100C	294	BB10100D	405
16A	1	BB10160B	294	BB10160C	294	BB10160D	405
20A	1	BB10200B	294	BB10200C	294	BB10200D	405
25A	1	BB10250B	294	BB10250C	294	BB10250D	405
32A	1	BB10320B	294	BB10320C	294	BB10320D	405
40A	1	BB10400B	675	BB10400C	675	BB10400D	730
50A	1	BB10500B	675	BB10500C	675	BB10500D*	730
63A	1	BB10630B	675	BB10630C	675	BB10630D*	730
<b>Double Pole (DP)</b>							
0.5A	2	-	-	BB20E50C	1355	BB20E50D	1375
1A	2	-	-	BB20010C	1355	BB20010D	1375
2A	2	-	-	BB20020C	1355	BB20020D	1375
3A	2	-	-	BB20030C	1355	BB20030D	1375
4A	2	-	-	BB20040C	1355	BB20040D	1375
6A	2	BB20060B	970	BB20060C	970	BB20060D	1000
10A	2	BB20100B	970	BB20100C	970	BB20100D	1000
16A	2	BB20160B	970	BB20160C	970	BB20160D	1000
20A	2	BB20200B	970	BB20200C	970	BB20200D	1000
25A	2	BB20250B	970	BB20250C	970	BB20250D	1000
32A	2	BB20320B	970	BB20320C	970	BB20320D	1000
40A	2	BB20400B	1565	BB20400C	1565	BB20400D	1635
50A	2	BB20500B	1565	BB20500C	1565	BB20500D*	1635
63A	2	BB20630B	1565	BB20630C	1565	BB20630D*	1635
<b>Three Pole (TP)</b>							
0.5A	3	-	-	BB30E50C	1970	BB30E50D	2000
1A	3	-	-	BB30010C	1970	BB30010D	2000
2A	3	-	-	BB30020C	1970	BB30020D	2000
3A	3	-	-	BB30030C	1970	BB30030D	2000
4A	3	-	-	BB30040C	1970	BB30040D	2000
6A	3	BB30060B	1530	BB30060C	1530	BB30060D	1595
10A	3	BB30100B	1530	BB30100C	1530	BB30100D	1595
16A	3	BB30160B	1530	BB30160C	1530	BB30160D	1595
20A	3	BB30200B	1530	BB30200C	1530	BB30200D	1595
25A	3	BB30250B	1530	BB30250C	1530	BB30250D	1595
32A	3	BB30320B	1530	BB30320C	1530	BB30320D	1595
40A	3	BB30400B	2360	BB30400C	2360	BB30400D	2470
50A	3	BB30500B	2360	BB30500C	2360	BB30500D*	2470
63A	3	BB30630B	2360	BB30630C	2360	BB30630D*	2470

**Note:** Standard Pack Quantity for MCB : SP - 12 Nos., DP - 6 Nos., TP - 4 Nos., FP - 3 Nos.

\*For details, please contact nearest branch office



## Miniature Circuit Breaker (MCB) [8536]



Rating	Modules 1 Mod = 17.5 mm	B-Curve Cat. No.	M.R.P. (₹) Per Unit	C-Curve Cat. No.	M.R.P. (₹) Per Unit	D-Curve Cat. No.	M.R.P. (₹) Per Unit
<b>Four Pole (FP)</b>							
0.5A	4	-	-	BB40E50C	2480	BB40E50D	2485
1A	4	-	-	BB40010C	2480	BB40010D	2485
2A	4	-	-	BB40020C	2480	BB40020D	2485
3A	4	-	-	BB40030C	2480	BB40030D	2485
4A	4	-	-	BB40040C	2480	BB40040D	2485
6A	4	BB40060B	2095	BB40060C	2095	BB40060D	2150
10A	4	BB40100B	2095	BB40100C	2095	BB40100D	2150
16A	4	BB40160B	2095	BB40160C	2095	BB40160D	2150
20A	4	BB40200B	2095	BB40200C	2095	BB40200D	2150
25A	4	BB40250B	2095	BB40250C	2095	BB40250D	2150
32A	4	BB40320B	2095	BB40320C	2095	BB40320D	2150
40A	4	BB40400B	2970	BB40400C	2970	BB40400D	3185
50A	4	BB40500B	2970	BB40500C	2970	BB40500D*	3185
63A	4	BB40630B	2970	BB40630C	2970	BB40630D*	3185

**Note:** Standard Pack Quantity for MCB : SP - 12 Nos., DP - 6 Nos., TP - 4 Nos., FP - 3 Nos.

\*For details, please contact nearest branch office

## MCBs (Miniature Circuit Breakers) : 80A-125A [8536]

### Range Highlights

- › Short circuit Breaking Capacity - 15kA (IEC 60947-2, EN 60947-2)
- › C & D Characteristics
- › Available in SP, DP, TP and FP
- › Suitable for Isolation
- › Protection Degree - IP 20
- › Availability of wide Range of Site Mountable Accessories



Rating	Modules 1 Mod = 17.5 mm	C Curve Cat. No.	M.R.P. (₹) Per Unit	D Curve Cat. No.	M.R.P. (₹) Per Unit
<b>Single Pole (SP)</b>					
80A	1.5	AU15S10803C	2710	AU15S10803D	3085
100A	1.5	AU15S11003C	3035	AU15S11003D	3450
125A	1.5	AU15S11253C	3265	AU15S11253D	3730
<b>Double Pole (DP)</b>					
80A	3	AU15S20803C	6005	AU15S20803D	6835
100A	3	AU15S21003C	6405	AU15S21003D	7285
125A	3	AU15S21253C	7050	AU15S21253D	8015
<b>Three Pole (TP)</b>					
80A	4.5	AU15S30803C	9475	AU15S30803D	10790
100A	4.5	AU15S31003C	10105	AU15S31003D	11485
125A	4.5	AU15S31253C	11210	AU15S31253D	12740
<b>Four Pole (FP)</b>					
80A	6	AU15S40803C	12375	AU15S40803D	14050
100A	6	AU15S41003C	12870	AU15S41003D	14645
125A	6	AU15S41253C	14575	AU15S41253D	16565


**CERTIFIED TO LEAD,  
TRUSTED FOR SAFETY.**

BIS-Certified HR MCBs Range - 80A, 100A & 125A



## Solar Combo MCBs [8536]

(AC MCB + DC MCB)



AC MCB<sup>A</sup> with C-Curve

Description	Modules 1 Mod = 17.5mm	Cat. No.	M.R.P. (₹) Per Unit
1 AC 16A DP MCB <sup>A</sup> + 1 DC 16A DP 500V MCB	2+2	SC221616	1805
<b>New</b> 1 AC 20A DP MCB <sup>A</sup> + 1 DC 25A DP 500V MCB	2+2	SC222020	1805
<b>New</b> 1 AC 20A DP MCB <sup>A</sup> + 1 DC 20A DP 500V MCB	2+2	SC222025	1805
1 AC 25A DP MCB <sup>A</sup> + 1 DC 16A DP 500V MCB	2+2	SC222516	1805
<b>New</b> 1 AC 25A DP MCB <sup>A</sup> + 1 DC 25A DP 500V MCB	2+2	SC222525	1805
1 AC 32A DP MCB <sup>A</sup> + 1 DC 16A DP 500V MCB	2+2	SC223216	1805
<b>New</b> 1 AC 32A DP MCB <sup>A</sup> + 1 DC 25A DP 500V MCB	2+2	SC223225	1805
1 AC 32A DP MCB <sup>A</sup> + 1 DC 32A DP 500V MCB	2+2	SC223232	1805

# Double the Protection, Twice the Power!

## Complete Protection for Solar Rooftop Installations

**DC MCB:**  
10kA as per IEC 60947-2  
**AC MCB:**  
10kA as per IS/IEC 60898-1



## Miniature Circuit Breaker (MCB) [8536]

### DC MCBs as per IEC 60947-2 [8536]

Rated Voltage:  
Breaking capacity of 6 kA - BB Series DC MCBs

#### 130V DC SP MCB

Rating	Modules 1 Mod = 17.5mm	Cat. No.	M.R.P. (₹) Per Unit
<b>Single Pole (SP)</b>			
0.5A	1	BB10E5DC	700
1A	1	BB1001DC	700
2A	1	BB1002DC	700
3A	1	BB1003DC	700
4A	1	BB1004DC	700
6A	1	BB1006DC	605
10A	1	BB1010DC	605
16A	1	BB1016DC	605
20A	1	BB1020DC	605
25A	1	BB1025DC	605
32A	1	BB1032DC	605
40A	1	BB1040DC	795
50A	1	BB1050DC	795
63A	1	BB1063DC	795

Rated Voltage:  
Breaking capacity of 10 kA - BJ Series DC MCBs

#### 250V DC SP MCB

Rating	Modules 1 Mod = 17.5mm	Cat. No.	M.R.P. (₹) Per Unit
<b>Single Pole (SP)</b>			
0.5A	1	BJ10E5DC	850
1A	1	BJ1001DC	850
2A	1	BJ1002DC	850
3A	1	BJ1003DC	850
4A	1	BJ1004DC	850
6A	1	BJ1006DC	695
10A	1	BJ1010DC	695
16A	1	BJ1016DC	695
20A	1	BJ1020DC	695
25A	1	BJ1025DC	695
32A	1	BJ1032DC	695
40A	1	BJ1040DC	960
50A	1	BJ1050DC	960
63A	1	BJ1063DC	960



#### 250V DC DP MCB

0.5A	2	BB20E5DC	1495
1A	2	BB2001DC	1495
2A	2	BB2002DC	1495
3A	2	BB2003DC	1495
4A	2	BB2004DC	1495
6A	2	BB2006DC	1315
10A	2	BB2010DC	1315
16A	2	BB2016DC	1315
20A	2	BB2020DC	1315
25A	2	BB2025DC	1315
32A	2	BB2032DC	1315
40A	2	BB2040DC	1780
50A	2	BB2050DC	1780
63A	2	BB2063DC	1780

#### 500V DC DP MCB

0.5A	2	BJ20E5DC	1775
1A	2	BJ2001DC	1775
2A	2	BJ2002DC	1775
3A	2	BJ2003DC	1775
4A	2	BJ2004DC	1775
6A	2	BJ2006DC	1500
10A	2	BJ2010DC	1500
16A	2	BJ2016DC	1500
20A	2	BJ2020DC	1500
25A	2	BJ2025DC	1500
32A	2	BJ2032DC	1500
40A	2	BJ2040DC	1910
50A	2	BJ2050DC	1910
63A	2	BJ2063DC	1910



Note: Standard Pack Quantity for MCB : SP - 12 Nos., DP - 6 Nos.

### 1000V DC MCBs [8536]

Rated Voltage: 1000V DC  
with breaking capacity of 6 kA - BK Series DC MCBs

Description	Modules 1 Mod = 17.5mm	Cat. No.	M.R.P. (₹) Per Unit
DP 6A 1000V DC 6kA MCB	4	BK2006DC	2355
DP 10A 1000V DC 6kA MCB	4	BK2010DC	2355
DP 16A 1000V DC 6kA MCB	4	BK2016DC	2355
DP 20A 1000V DC 6kA MCB	4	BK2020DC	2355
DP 25A 1000V DC 6kA MCB	4	BK2025DC	2355
DP 32A 1000V DC 6kA MCB	4	BK2032DC	2355
DP 40A 1000V DC 6kA MCB	4	BK2040DC	2860
DP 50A 1000V DC 6kA MCB	4	BK2050DC	2860
DP 63A 1000V DC 6kA MCB	4	BK2063DC	2860



## Isolators [8536]



### Range Highlights

- › Conforms to IEC 60947-3
- › Utilization category AC-22A
- › Available in DP, TP and FP versions in 40A, 63A, 80A & 100A ratings

Rating	Modules 1 Mod = 17.5 mm	Cat. No.	M.R.P. (₹) Per Unit	Modules 1 Mod = 17.5 mm	Cat. No.	M.R.P. (₹) Per Unit	Modules 1 Mod = 17.5 mm	Cat. No.	M.R.P. (₹) Per Unit
<b>Double Pole (DP)</b>			<b>Three Pole (TP)</b>			<b>Four Pole (FP)</b>			
40A	2	BF204000	590	3	BF304000	1030	4	BF404000	1330
63A	2	BF206300	760	3	BF306300	1200	4	BF406300	1390
80A	2	BF208000	970	3	BF308000	1315	4	BF408000	1560
100A	2	BF210000	1010	3	BF310000	1400	4	BF410000	1685

**Note:** Standard Pack Quantity for Isolator : DP - 6 Nos., TP - 4 Nos., FP - 3 Nos.

## RCCB (Residual Current Circuit Breaker ) [8536]



### Range Highlights

- › Conforms to IS 12640 (Part 1) / IEC 61008-1
- › RCCBs are available in DP and FP versions from 25 to 100A ratings with 30 mA, 100 mA and 300mA sensitivity



- › Truly current operated - operation even at nominal Voltage
- › Operates on Core Balance Current Transformer (CBCT) principle
- › Advanced neutral mechanism

Rating	Sensitivity	Modules 1 Mod =17.5 mm	Cat. No.	M.R.P. (₹) Per Unit
<b>Double Pole (DP)</b>				
25A	30 mA	2	BG202503	3315
	100 mA	2	BG202510	3445
	300 mA	2	BG202530	3445
40A	30 mA	2	BG204003	3720
	100 mA	2	BG204010	3940
	300 mA	2	BG204030	3940
63A	30 mA	2	BG206303	4640
	100 mA	2	BG206310	4755
	300 mA	2	BG206330	4755
100A	30 mA	2	BG210003	8100
	100 mA	2	BG210010	8200
	300 mA	2	BG210030	8200

Rating	Sensitivity	Modules 1 Mod =17.5 mm	Cat. No.	M.R.P. (₹) Per Unit
<b>Four Pole (FP)</b>				
25A	30 mA	4	BG402503	4340
	100 mA	4	BG402510	4455
	300 mA	4	BG402530	4455
40A	30 mA	4	BG404003	4380
	100 mA	4	BG404010	4530
	300 mA	4	BG404030	4530
63A	30 mA	4	BG406303	4955
	100 mA	4	BG406310	5195
	300 mA	4	BG406330	5195
100A	30 mA	4	BG410003	8555
	100 mA	4	BG410010	8700
	300 mA	4	BG410030	8700

## RCCBs (Residual Current Circuit Breakers) : Type-Adi (with Added immunity) [8536]



### Range Highlights

- › Wide Range of Current Ratings - 25A to 100A
- › Precise Sensitivities for variety of applications - from 30mA to 300mA
- › 2P & 4P versions
- › Suitable for Isolation
- › Protection Degree - IP 20
- › Availability of wide Range of Site Mountable Accessories
- › Type Adi: Suitable for AC + Pulsating DC (Type A) + Harmonics

Rating	Sensitivity	Modules 1 Mod = 17.5 mm	CAT Nos.	M.R.P. (₹) Per Unit
<b>2P Adi</b>				
25A	30mA	2	AURAD202503	5385
	100mA	2	AURAD202510	5630
	300mA	2	AURAD202530	5630
40A	30mA	2	AURAD204003	5715
	100mA	2	AURAD204010	5805
	300mA	2	AURAD204030	5805
63A	30mA	2	AURAD206303	6685
	100mA	2	AURAD206310	6810
	300mA	2	AURAD206330	6810
100A	30mA	2	AURAD210003	9875

Rating	Sensitivity	Modules 1 Mod = 17.5 mm	CAT Nos.	M.R.P. (₹) Per Unit
<b>4P Adi</b>				
25A	30mA	4	AURAD402503	6510
	100mA	4	AURAD402510	6635
	300mA	4	AURAD402530	6635
40A	30mA	4	AURAD404003	6760
	100mA	4	AURAD404010	6865
	300mA	4	AURAD404030	6865
63A	30mA	4	AURAD406303	7360
	100mA	4	AURAD406310	7515
	300mA	4	AURAD406330	7515
100A	30mA	4	AURAD410003	11725
	300mA	4	AURAD410030	11725



# All-Rounder RCDs (RCCB & RCBO)

Specially designed Adi RCDs ensure Safe and Reliable protection  
for All Applications in AC networks with Pulsating DC along with Harmonics



**Added Immunity**



# RCBOs (Residual Current Breaker with Overcurrent Protection) [8536]

## Range Highlights\*

- › Conforms to IEC 61009-1, IS 12640-2, EN 61009-1
- › Short circuit Breaking Capacity - 10kA
- › Precise Sensitivities for a variety of applications
  - › from 10mA to 300mA
- › Suitable for Isolation

## Type-AC

Rating	Sensitivity	Modules 1 Mod = 17.5 mm	CAT Nos.	M.R.P. (₹) Per Unit
<b>2P AC</b>				
6A	10mA	2	AUF3C200601	4980
	30mA	2	AUF3C200603	4980
	100mA	2	AUF3C200610	5085
	300mA	2	AUF3C200630	5145
10A	10mA	2	AUF3C201001	4980
	30mA	2	AUF3C201003	4980
	100mA	2	AUF3C201010	5085
	300mA	2	AUF3C201030	5145
16A	10mA	2	AUF3C201601	4980
	30mA	2	AUF3C201603	4980
	100mA	2	AUF3C201610	5085
	300mA	2	AUF3C201630	5145
20A	30mA	2	AUF3C202003	4980
	100mA	2	AUF3C202010	5085
	300mA	2	AUF3C202030	5145
25A	30mA	2	AUF3C202503	4980
	100mA	2	AUF3C202510	5085
	300mA	2	AUF3C202530	5145
32A	30mA	2	AUF3C203203	4980
	100mA	2	AUF3C203210	5085
	300mA	2	AUF3C203230	5145
40A	30mA	2	AUF3C204003	4980
	100mA	2	AUF3C204010	5085
	300mA	2	AUF3C204030	5145
63A	30mA	4	AUF3C206303	5940
	100mA	4	AUF3C206310	6300
	300mA	4	AUF3C206330	6350
<b>4P AC</b>				
16A	30mA	7.5	AUF3C401603	5370
	100mA	7.5	AUF3C401610	5980
	300mA	7.5	AUF3C401630	6100
20A	30mA	7.5	AUF3C402003	5370
	100mA	7.5	AUF3C402010	5980
	300mA	7.5	AUF3C402030	6100
25A	30mA	7.5	AUF3C402503	5370
	100mA	7.5	AUF3C402510	5980
	300mA	7.5	AUF3C402530	6100
32A	30mA	7.5	AUF3C403203	5545
	100mA	7.5	AUF3C403210	5985
	300mA	7.5	AUF3C403230	6115
40A	30mA	7.5	AUF3C404003	5635
	100mA	7.5	AUF3C404010	5985
	300mA	7.5	AUF3C404030	6135
63A	30mA	7.5	AUF3C406303	6750
	100mA	7.5	AUF3C406310	6875
	300mA	7.5	AUF3C406330	6875
80A	30mA	12	AUF3C408003	25685
	100mA	12	AUF3C408010	26260
	300mA	12	AUF3C408030	26260
100A	30mA	12	AUF3C410003	27460
	100mA	12	AUF3C410010	28115
	300mA	12	AUF3C410030	28115



- › Availability of wide Range of Site Mountable Accessories
- › Available in
  - › Type AC: For standard AC installations
  - › Type Adi: Suitable for AC + Pulsating DC (Type A) + Harmonics

## Type-Adi

Rating	Sensitivity	Modules 1 Mod = 17.5 mm	CAT Nos.	M.R.P. (₹) Per Unit
<b>2P Adi</b>				
6A	30mA	2	AUF3D200603	6600
	100mA	2	AUF3D200610	7265
	300mA	2	AUF3D200630	7540
10A	30mA	2	AUF3D201003	6600
	100mA	2	AUF3D201010	7265
	300mA	2	AUF3D201030	7540
16A	30mA	2	AUF3D201603	6600
	100mA	2	AUF3D201610	7265
	300mA	2	AUF3D201630	7540
20A	30mA	2	AUF3D202003	6600
	100mA	2	AUF3D202010	7265
	300mA	2	AUF3D202030	7540
25A	30mA	2	AUF3D202503	6600
	100mA	2	AUF3D202510	7265
	300mA	2	AUF3D202530	7540
32A	30mA	2	AUF3D203203	6600
	100mA	2	AUF3D203210	7265
	300mA	2	AUF3D203230	7540
40A	30mA	2	AUF3D204003	6600
	100mA	2	AUF3D204010	7265
	300mA	2	AUF3D204030	7540
63A	30mA	4	AUF3D206303	7665
	100mA	4	AUF3D206310	8110
	300mA	4	AUF3D206330	8180
<b>4P Adi</b>				
16A	30mA	7.5	AUF3D401603	6925
	100mA	7.5	AUF3D401610	7705
	300mA	7.5	AUF3D401630	7860
20A	30mA	7.5	AUF3D402003	6925
	100mA	7.5	AUF3D402010	7705
	300mA	7.5	AUF3D402030	7860
25A	30mA	7.5	AUF3D402503	6925
	100mA	7.5	AUF3D402510	7705
	300mA	7.5	AUF3D402530	7860
32A	30mA	7.5	AUF3D403203	7150
	100mA	7.5	AUF3D403210	7710
	300mA	7.5	AUF3D403230	7870
40A	30mA	7.5	AUF3D404003	7255
	100mA	7.5	AUF3D404010	7710
	300mA	7.5	AUF3D404030	7905
63A	30mA	7.5	AUF3D406303	8695
	100mA	7.5	AUF3D406310	8870
	300mA	7.5	AUF3D406330	8870
80A	30mA	12	AUF3D408003	25685
	100mA	12	AUF3D408010	26260
	300mA	12	AUF3D408030	26260
100A	30mA	12	AUF3D410003	27460
	100mA	12	AUF3D410010	28115
	300mA	12	AUF3D410030	28115

\*For technical details, please contact nearest branch office



## SPDs (Surge Protection Devices) [8536]



### Range Highlights

- › Conforms to IEC 61643-11
- › Available in Type 2 and Type 1+2
- › Type 2 : Protection against indirect lightning and switching surges
  - » Maximum Discharge Current - I<sub>max</sub> up to 70kA
- › Type 1+2 : Protection against direct and indirect lightning surges
  - » Maximum Discharge Current - I<sub>max</sub> up to 100kA



### 440V Application (Common + Differential Mode)

Description	I <sub>max</sub>	Configuration	Modules 1 Mod = 17.5 mm	Cat. No.	M.R.P. (₹) Per Unit
Type 1+2, I <sub>imp</sub> 12.5kA	50kA	1P+N	2	AUSP121PN50D	10545
		3P+N	4	AUSP123PN50D	20195
Type 2	40kA	1P+N	1	AUSP021PN40D	6590
		3P+N	2	AUSP023PN40D	13170
Type 2	15kA	1P+N	1	AUSP021PN15D	5270
		3P+N	2	AUSP023PN15D	10370
Type 1+2, I <sub>imp</sub> 8kA	100kA	1P+N	2	AUSP121PN100D	9480
		3P+N	4	AUSP123PN100D	18625
Type 2	70kA	1P+N	2	AUSP021PN70D	10350
		3P+N	4	AUSP023PN70D	17240

Type 2	15kA	1P+N	1	AUSP021PN15*	5270
--------	------	------	---	--------------	------

\*Available till stocks last

## 800V Solar Application

Description	Configuration	Modules 1 Mod = 17.5 mm	Voltage (Uc)	Cat. No.	M.R.P. (₹) Per Unit
Type 2, I <sub>max</sub> 40kA	3P	4	1500	AUSP023P40-1500	12500
Type 1+2, I <sub>imp</sub> 12.5kA	3P	5	1360	AUSP123P50-1360	41430
Type 1+2, I <sub>imp</sub> 12.5kA	3P	4	880	AUSP123P50-880	30000

### SPD Cartridges

Description	Cat. No.	M.R.P. (₹) Per Unit
Cartridge for AUSP021PN15D	AUSC021PN15D	2640
Cartridge for AUSP021PN40D	AUSC021PN40D	3290
Cartridge for AUSP021PN70D / AUSP023PN70D	AUSC021PN70D	3520
Cartridge for AUSP023PN15D <sup>†</sup>	AUSC023PN15D	3455
Cartridge for AUSP023PN40D <sup>†</sup>	AUSC023PN40D	4395
Cartridge for AUSP121PN100D / AUSP123PN100D	AUSC121PN100D	5270
Cartridge for AUSP121PN50D / AUSP123PN50D	AUSC121PN50D	5690
Cartridge for AUSP023PN15D <sup>†</sup>	AUSC023PN15DG	4005
Cartridge for AUSP023PN40D <sup>†</sup>	AUSC023PN40DG	4180

<sup>†</sup>For technical details, please contact nearest branch office

## ACCL (Automatic Changeover with Current Limiter) [8536]

### Single Phase ACCL



### Range Highlights

- › Conforms to IEC 60947-6, IEC 60947-3
- › Wide Range of Current Ratings
  - » (Generator side) - 1A to 30A
  - » (Electricity Board side) - 30A
- › RoHS compliant

Description EB/DG	Modules 1 Mod = 17.5 mm	CAT Nos.	M.R.P. (₹) Per Unit
30A/1A	4	AUCL01030001	2505
30A/1.5A	4	AUCL010301E5	2505
30A/2A	4	AUCL01030002	2505
30A/2.5A	4	AUCL010302E5	2505
30A/3A	4	AUCL01030003	2505
30A/4A	4	AUCL01030004	2505
30A/5A	4	AUCL01030005	2505
30A/6A	4	AUCL01030006	2505
30A/8A	4	AUCL01030008	2505
30A/10A	4	AUCL01030010	2505
30A/12A	4	AUCL01030012	2505
30A/15A	4	AUCL01030015	2505
30A/20A	4	AUCL01030020	2505
30A/30A	4	AUCL01030030*	2505

\*Non-current limiting variant

### Changeover Switches [8536]

Rating	Modules 1 Mod = 17.5 mm	Cat. No.	M.R.P. (₹) Per Unit
<b>Double Pole</b>			
25A	2	AUC00202500	1710
40A	2	AUC00204000	2615
63A	3	AUC00206300	3045

### Three Phase ACCL



### Range Highlights

- › Settable overload current limit at DG side
- › Separate power consumption monitoring for Mains & Genset
- › Settable overvoltage & undervoltage protection
- › Settable TPN or SPN mode at DG side
- › Protection against single phasing

Description (AC-1) EB/DG	Cat. No.	M.R.P. (₹) Per Unit
32A / 32A	AUCL03032032	11385
40A / 32A	AUCL03040032	11730
40A / 40A	AUCL03040040	12700
50A / 50A	AUCL03050050	18095
63A / 50A	AUCL03063050	19970
63A / 63A	AUCL03063063	22620
80A / 80A	AUCL03080080	34475
125A / 125A	AUCL03125125	58035

For 3 Phase ACCL programming video please scan the QR code or click here



### Range Highlights


- › Conforms to IEC 60947-3 and IS/IEC 60947-3
- › Available in 3 positions (I-O-II) with centre off position
- › Utilization category AC-22A



Rating	Modules 1 Mod = 17.5 mm	Cat. No.	M.R.P. (₹) Per Unit
<b>Four Pole</b>			
40A	4	AUC00404000	4505
63A	6	AUC00406300	5110



## Modular Contactors [8536]



### Range Highlights

- › Wide Range of Current Ratings:
  - » 25A, 40A and 63A
- › Conforms to :
  - » IEC 61095, EN 61095
  - » IEC 60947-4-1, EN 60947-4-1
  - » IEC 60947-5-1
- › Protection Degree IP 20

Description (AC-1)	Modules 1 Mod = 17.5 mm	Cat. No.	M.R.P. (₹) Per Unit
25A-1NO	1	AUMC1002501	1900
25A-2NO	1	AUMC2002501	2380
40A-2NO	3	AUMC2004003	4075
40A-3NO	3	AUMC3004003	5840
40A-4NO	3	AUMC4004003	6850
63A-2NO+2NC	3	AUMC2206303	7240
63A-3NO	3	AUMC3006303	7420
63A-4NO	3	AUMC4006303	8170
<b>Accessory [8538]</b>			
Auxiliary Contact, 2NO	0.5	AUMCAUX240	1825

## Time Switches [9107]



Description	Modules 1 Mod = 17.5 mm	Cat. No.	M.R.P. (₹) Per Unit
Analog time switch	1	AUTS01ANA00*	5110
Analog time switch	3	AUTS03ANA00*	6215
Digital time switch	2	AUTS02DIG00* <sup>1</sup>	3955
Astro time switch	2	AUTS02AST00* <sup>1</sup>	6645
Digital time switch	2	67DDT0 <sup>#</sup>	2430
Astro time switch	2	T2DDT7 <sup>#</sup>	4635

\*Available till stocks last

<sup>#</sup>Substitute products of 1 marked

## Energy Meters [9030]



### Range Highlights

- › DIN mounting whole current operated meter
- › Accuracy Class 1.0
- › Inbuilt RS485 option
- › **Parameters** : Voltage, Current, kW, kWh, kVA, kVAh, RPM, Load hours, Interruptions

Description	Modules 1 Mod = 17.5 mm	Cat. No.	M.R.P. (₹) Per Unit
Single Phase - 60A	2	WD4010100000	2895
Three Phase - 80A	5	WD4020100000	6275
Single Phase - 60A (RS485)	2	WD4010110000	4285
Three Phase - 80A (RS485)	5	WD4020110000	9465

## Accessories

### Accessories [8538]




All Half Module and One Module Accessories are common for 80A-125A MCBs, RCBOs and Adi RCCBs

Description	Configuration	Modules 1 Mod = 17.5 mm	Voltage	CAT Nos.	M.R.P. (₹) Per Unit
Auxiliary Contact	1NO+1NC	0.5	240V AC, 24V DC	AUAXAC240	1005
AUX/TAC*	1NO+1NC	0.5	240V AC, 24V DC	AUATAC240	1180
HR AUX/TAC*	1NO+1NC	0.5	240V AC, 24V DC	AUATAC240HR	1180
Undervoltage Release	-	1	240V AC	AUUVAC240	2380
Release	-	1	24V DC	AUUVDC024	2380
Overvoltage Release	-	1	240V AC	AUOVAC240	2945
Shunt Release	-	1	240V AC	AUSRAC240	2730
	-	1	24V DC	AUSRDC024	2730
Padlock-Suitable for Lock Hasp 3.5 - 5 mm dia. max	Suitable for 1Pole=1Mod devices: RCCBs, RCBOs, Changeover Switches up to 40A			AUPD01	540
	Suitable for 1Pole-1.5Mod devices: MCBs 80A-125A, Changeover Switch 63A			AUPD02	610

**Note:** Standard Pack Quantity for Padlock - 2 Nos.

\*For 80A-125A MCBs please contact nearest branch office

### Auxiliary & Accessories for Exora MCBs [8538]



Description	Cat. No.	M.R.P. (₹) Per Unit
Auxiliary Contact - 6A , 240V AC, (1NO+1NC), 0.5 Mod	BZA11006	940
Shunt Release - 240V AC, 1 Mod	BZS00240	2570
Trip Alarm Contact - 6A, 240V AC, (1NO+1NC), 0.5 Mod	BZT11006	1100

### Indicating Lights [8531]



Description	Modules 1 Mod = 17.5 mm	Cat. No.	M.R.P. (₹) Per Unit
RED	1	AUIL01RED00	1105
YELLOW	1	AUIL01YEL00	1105
BLUE	1	AUIL01BLU00	1105
GREEN	1	AUIL01GRE00	1105
RED-YELLOW-BLUE	1	AUIL01RYB00	1345



## Plugs



### Highlights

- › Conforms to IEC 60309 -1&2
- › Mechanical Impact - IK08
- › Ingress Protection - IP44 & IP67
- › Fire Resistance - 850°C as per IEC 60695-2-11
- › Easy Screw connection with same orientation of clamp screws

Description	Cat NO	M.R.P. (₹) Per Unit
<b>Plug - IP44</b>		
16A, 2P+E	PSKPM30164	610
32A, 2P+E	PSKPM30324	960
16A, 3P+E	PSKPM40164	780
32A, 3P+E	PSKPM40324	1135
16A, 3P+N+E	PSKPM50164	820
32A, 3P+N+E	PSKPM50324	1095
<b>Plug - IP67</b>		
16A, 2P + E	PSKPM30167	1355
32A, 2P + E	PSKPM30327	1915
63A, 2P + E	PSKPM30637	5435
16A, 3P + E	PSKPM40167	1530
32A, 3P + E	PSKPM40327	2420
63A, 3P + E	PSKPM40637	5175
16A, 3P + N + F	PSKPM50167	1640
32A, 3P + N + E	PSKPM50327	2085
63A, 3P + N + E	PSKPM50637	5185
125A, 3P + N + E	PSKPM51257	15840

## Socket



### Highlights

- › Conforms to IEC 60309 -1&2
- › Mechanical Impact - IK08
- › Ingress Protection - IP44 & IP67
- › Fire Resistance - 850°C as per IEC 60695-2-11
- › Easy Screw connection with same orientation of clamp screws

Description	Cat NO	M.R.P. (₹) Per Unit
<b>Socket - IP44</b>		
16A, 2P+E	PSKSM30164	845
32A, 2P+E	PSKSM30324	1180
16A, 3P+E	PSKSM40164	990
16A, 3P + N + E	PSKSM50164	1080
32A, 3P + N + E	PSKSM50324	1445
<b>Socket - IP67</b>		
16A, 2P+E	PSKSM30167	1590
32A, 2P+E	PSKSM30327	2185
63A, 2P+E	PSKSM30637	5915
16A, 3P+E	PSKSM40167	1995
63A, 3P+E	PSKSM40637	5970
16A, 3P + N + E	PSKSM50167	2085
32A, 3P + N + E	PSKSM50327	2440
63A, 3P + N + E	PSKSM50637	6065
125A, 3P + N + E	PSKSM51257	19040

## Socket Angled



### Highlights

- › Conforms to IEC 60309 -1&2
- › Mechanical Impact - IK08
- › Ingress Protection - IP44 & IP67
- › Fire Resistance - 850°C as per IEC 60695-2-11
- › Easy Screw connection with same orientation of clamp screws

Description	Cat NO	M.R.P. (₹) Per Unit
<b>Socket Angled - IP44</b>		
16A, 2P+E	PSKSA30164	655
32A, 2P+E	PSKSA30324	1160
16A, 3P+E	PSKSA40164	990
32A, 3P+E	PSKSA40324	1370
16A, 3P+N+E	PSKSA50164	1055
32A, 3P+N+E	PSKSA50324	1340
<b>Socket Angled - IP67</b>		
16A, 2P+E	PSKSA30167	1250
32A, 2P+E	PSKSA30327	1630
63A, 2P+E	PSKSA30637	5340
32A, 3P+E	PSKSA40327	2420
63A, 3P+E	PSKSA40637	5350
32A, 3P+N+E	PSKSA50327	1930
63A, 3P+N+E	PSKSA50637	5455
125A, 3P+N+E	PSKSA51257	18105

## Socket Straight



### Highlights

- › Conforms to IEC 60309 -1&2
- › Mechanical Impact - IK08
- › Ingress Protection - IP44 & IP67
- › Fire Resistance - 850°C as per IEC 60695-2-11
- › Easy Screw connection with same orientation of clamp screws

Description	Cat NO	M.R.P. (₹) Per Unit
<b>Socket Straight- IP44</b>		
16A, 2P+E	PSKSS30164	750
32A, 2P+E	PSKSS30324	1190
32A, 3P+N+E	PSKSS50324	1490
<b>Socket Straight- IP67</b>		
16A, 2P+E	PSKSS30167	1260
63A, 2P+E	PSKSS30637	6465
63A, 3P+E	PSKSS40637	5400
63A, 3P+N+E	PSKSS50637	5400
125A, 3P+N+E	PSKSS51257	18105



*Specially Designed*

## Distribution Board suitable for Aluminum shuttering (Mivan) Construction



> To experience Scan or click



### DBs suitable for Aluminum Shuttering Construction [8537]

#### SPN DBs

##### Highlights

- > Available in CRCA sheet steel, RAL9003, powder coated
- > Ready to use DBs - Provided with 100A insulated phase bus-bar | neutral bar/s with shroud/s | earth bar/s | sticking saddles | cement spill protector | color-coded interconnecting wire set | cable ties | blanking plates and circuit identification label
- > With provision for DP MCB/Isolator/RCCB/RCBO as incomer and SP MCBs as outgoing

Description	No. of Modules		Cat. Nos.	M.R.P. (₹) Per Unit
	Incomer + Outgoing			
<b>IP 43 - Metal Door</b>				
4 way	2	2	LTSD04M	*
6 way	2	4	LTSD06M	*
8 way	2	6	LTSD08M	*
12 way	2	10	LTSD12M	*
16 way	2	14	LTSD16M	*

#### TPN DBs

##### Highlights

- > Available in CRCA sheet steel, RAL 9003, powder coated
- > Ready to use DBs - Provided with 100A insulated phase bus-bars | neutral bar/s with shroud/s | earth bar/s | sticking saddles | cement spill protector | color-coded interconnecting wire set | cable ties | blanking plates and circuit identification labels
- > With provision for FP MCB/Isolator/RCCB/RCBO as incomer and SP MCBs as outgoing

Description	No. of Modules		Cat. Nos.	M.R.P. (₹) Per Unit
	Incomer + Outgoing			
<b>IP 43 - Metal Door</b>				
4 way	8	4+4+4	LTTD04M	*
6 way	8	6+6+6	LTTD06M	*
8 way	8	8+8+8	LTTD08M	*

\* For details, please contact nearest branch office



# SAFETY IN EVERY DETAIL, WITH EXORA DISTRIBUTION BOARDS



## Key Features:

- Elegant Curved Door design for stylish touch.
- Ergonomically designed push latch for enhanced safety.
- Spacious interiors facilitating ease of wiring.
- Uniform gasketing ensures long lasting IP protection.
- Effective earthing via earthing wire ensuring safety.
- Aluminium-Zinc coated hardware for rustproof longevity.
- Inbuilt Copper Wire Set (16 sq mm) & Shorting links for safer connections.
- Customised solutions to meet specific customer requirements.

## Key Highlights:

IEC 61439 1 & 3  
IP 30, 43 & 54  
IK 08 & IK09



**Highlights**


- > Conforms to IS 8623-1 & 3, IEC 61439-1 & 3
- > IK 08-for single door DBs, IK 09-for double door DBs
- > Available in CRCA sheet steel, RAL9003, powder coated
- > Ready to use DBs - Provided with 100A insulated phase bus-bar | neutral bar/s with shroud/s | earth bar/s | sticking saddles | cement spill protector | color-coded interconnecting wire set | cable ties | blanking plates and circuit identification label
- > With provision for DP MCB/Isolator/RCCB/RCBO as incomer and SP MCBs as outgoing



Description	No. of Modules		Cat. Nos.	M.R.P. (₹) Per Unit
	Incomer + Outgoing			
<b>IP 30 - Single Door</b>				
4 way	2	2	DESPN004SDS	1625
6 way	2	4	DESPN006SDS	1705
8 way	2	6	DESPN008SDS	1965
12 way	2	10	DESPN012SDS	2330
16 way	2	14	DESPN016SDS	2855
18 way	2	16	DESPN018SDS	3320
<b>IP 43 - Metal Door</b>				
4 way	2	2	DESPN004DDS	2120
6 way	2	4	DESPN006DDS	2440
8 way	2	6	DESPN008DDS	2615
12 way	2	10	DESPN012DDS	3135
16 way	2	14	DESPN016DDS	3965
18 way	2	16	DESPN018DDS	4150
<b>IP 43 - Glazed Door</b>				
4 way	2	2	DESPN004GDS	2835
6 way	2	4	DESPN006GDS	3020
8 way	2	6	DESPN008GDS	3280
12 way	2	10	DESPN012GDS	3995
16 way	2	14	DESPN016GDS	4965
18 way	2	16	DESPN018GDS	5255
<b>IP 54 - Metal Door</b>				
4 way	2	2	DESPN00454S	7395
6 way	2	4	DESPN00654S	8245
8 way	2	6	DESPN00854S	8770
12 way	2	10	DESPN01254S	10070
16 way	2	14	DESPN01654S	11210
18 way	2	16	DESPN01854S	11460

**Highlights**

- > Conforms to IS 8623-1 & 3, IEC 61439-1 & 3
- > IK 08-for single door DBs, IK 09-for double door DBs
- > Available in CRCA sheet steel, RAL 9003, powder coated
- > Ready to use DBs - Provided with 100A insulated phase bus-bars | neutral bar/s with shroud/s | earth bar/s | sticking saddles | cement spill protector | color-coded interconnecting wire set | cable ties | blanking plates and circuit identification labels
- > With provision for FP MCB/Isolator/RCCB/RCBO as incomer and SPMCBs as outgoing




Description	No. of Modules		Cat. Nos.	M.R.P. (₹) Per Unit
	Incomer	Outgoing		
<b>IP 30 - Single Door</b>				
4 way	4	4+4+4	DETPN004SDS	4235
6 way	4	6+6+6	DETPN006SDS	5200
4 way	8	4+4+4	DETPN004SDS	4465
6 way	8	6+6+6	DETPN006SDS	5525
8 way	8	8+8+8	DETPN008SDS	6520
12 way	8	12+12+12	DETPN012SDS	9390
16 way	8	16+16+16	DETPN016SDS	11450
<b>IP 43 - Metal Door</b>				
4 way	4	4+4+4	DETPN004DDS	4980
6 way	4	6+6+6	DETPN006DDS	6190
4 way	8	4+4+4	DETPN004DDS	5210
6 way	8	6+6+6	DETPN006DDS	6490
8 way	8	8+8+8	DETPN008DDS	7790
12 way	8	12+12+12	DETPN012DDS	11620
16 way	8	16+16+16	DETPN016DDS	14420
<b>IP 43 - Glazed Door</b>				
4 way	4	4+4+4	DETPN004GDS	6765
6 way	4	6+6+6	DETPN006GDS	8130
4 way	8	4+4+4	DETPN004GDS	7040
6 way	8	6+6+6	DETPN006GDS	8570
8 way	8	8+8+8	DETPN008GDS	10160
12 way	8	12+12+12	DETPN012GDS	15585
16 way	8	16+16+16	DETPN016GDS	18730
<b>IP 54 - Metal Door</b>				
4 way	4	4+4+4	DETPN00454S	16895
6 way	4	6+6+6	DETPN00654S	19745
4 way	8	4+4+4	DETPN00454S	17860
6 way	8	6+6+6	DETPN00654S	21505
8 way	8	8+8+8	DETPN00854S	23510
12 way	8	12+12+12	DETPN01254S	33135
16 way	8	16+16+16	DETPN01654S	39770

For ordering old DBs, replace Cat no with "DB" instead of "DE".  
 Eg. - New DB Cat no for SPN 12W DD - DESPN012DDS, Old DB Cat no for same will be DBSPN012DDS. Old DBs are available till stock last.



**Highlights**

- > Conforms to IS 8623-1 & 3, IEC 61439-1 & 3
- > IK 09-for double door DBs
- > Available in CRCA sheet steel, RAL 9003, powder coated
- > Ready to use DBs - Provided with 100A insulated phase bus-bars | neutral bar/s with shroud/s | earth bar/s | sticking saddles | cement spill protector | color-coded interconnecting wire set | cable ties | blanking plates and circuit identification labels
- > With provision for FP MCB / Isolator / RCCB / RCBO as incomer, DP RCCB/RCBO as sub-incomer and SP MCBs as outgoing



**Horizontal PPI DBs**

IP 43 - Metal Door

Description	No. of Modules			Cat. Nos.	M.R.P. (₹) Per Unit
	Incomer	Sub-Incomer	Outgoing		
<b>IP 43 - Metal Door</b>					
4 way	8	2+2+2	4+4+4	DEHPI004DD	9265
6 way	8	2+2+2	6+6+6	DEHPI006DD	10970
8 way	8	2+2+2	8+8+8	DEHPI008DD	13155
12 way	8	2+2+2	12+12+12	DEHPI012DD	18125
16 way	8	2+2+2	16+16+16	DEHPI016DD	21745




**Tier PPI DBs**

Description	No. of Modules			Cat. Nos.	M.R.P. (₹) Per Unit
	Incomer	Sub-Incomer	Outgoing		
<b>IP 43 - Metal Door</b>					
6 way	8	2+2+2	6+6+6	DETP1006DD	11350
8 way	8	2+2+2	8+8+8	DETP1008DD	14230
10 way	8	2+2+2	10+10+10	DETP1010DD	14920
12 way	8	2+2+2	12+12+12	DETP1012DD	15805
16 way	8	2+2+2	16+16+16	DETP1016DD	18020
12 way	MCCB*	2+2+2	12+12+12	DETP1012DD	16905

\*Suitable for 3 Pole & 4 Pole DU100H, DU100D, DN0-100D & DN0-100C MCCB as incomer


**Highlights**

- > Conforms to IS 8623-1 & 3, IEC 61439-1 & 3
- > IK 09-for double door DBs
- > Available in CRCA sheet steel, RAL 9003, powder coated
- > Ready to use DBs - Provided with 100A insulated phase bus-bars | neutral bar/s with shroud/s | earth bar/s | sticking saddles | cement spill protector | color-coded interconnecting wire set | cable ties | blanking plates and circuit identification labels
- > With provision for
  - » Modular Incomer - FP MCB/Isolator/RCCB/RCBO as incomer, DP RCCB/RCBO as sub-incomer and SP MCBs as outgoing
  - » MCCB Incomer - MCCB\* as incomer, DP RCCB/RCBO as sub-incomer and SP MCBs as outgoing



**With Modular Incomer**

Description	No. of Modules			Cat. Nos.	M.R.P. (₹) Per Unit
	Incomer	Sub-Incomer	Outgoing		
<b>IP 43 - Metal Door</b>					
4 way	8	4+4+4	4+4+4	DEPSG004DD	13605
6 way	8	4+4+4	6+6+6	DEPSG006DD	15340
8 way	8	4+4+4	8+8+8	DEPSG008DD	17115
12 way	8	4+4+4	12+12+12	DEPSG012DD	21230



**With MCCB Incomer**

Description	No. of Modules			Cat. Nos.	M.R.P. (₹) Per Unit
	Incomer*	Sub-Incomer	Outgoing		
<b>IP 43 - Metal Door</b>					
4 way	MCCB	4+4+4	4+4+4	DEPGL004DD	18715
6 way	MCCB	4+4+4	6+6+6	DEPGL006DD	21400
8 way	MCCB	4+4+4	8+8+8	DEPGL008DD	24750
12 way	MCCB	4+4+4	12+12+12	DEPGL012DD	27915


\*Suitable for 3 Pole & 4 Pole DU100H, DU100D, DN0-100D & DN0-100C MCCB as incomer



**New** TPN Phase Selector DB [8537]

**Highlights**

- › Conforms to IS 8623-1 & 3, IEC 61439-1 & 3
- › IK 09-for double door DBs
- › Available in CRCA sheet steel, RAL 9003, powder coated
- › Ready to use DBs - Provided with 3 nos. of 63A E&A rotary switches | 3 nos. of rocker switches for phase identification | 100A insulated phase bus-bars | neutral bar/s with shroud/s | earth bar/s | sticking saddles | color-coded interconnecting wire set | cable ties | blanking plates and circuit identification labels
- › With provision for - FP MCB/Isolator/RCCB/RCBO as incomer and SP MCBs as outgoing



Description	No. of Modules		Cat. Nos.	M.R.P. (₹) Per Unit
	Incomer	Outgoing		
<b>IP 43 - Metal Door</b>				
4 way	8	4+4+4	DEPSR004DD	16710
6 way	8	6+6+6	DEPSR006DD	16975
8 way	8	8+8+8	DEPSR008DD	18185
10 way	8	10+10+10	DEPSR010DD	19430
12 way	8	12+12+12	DEPSR012DD	20485

**New** Flexi/Row DB [8537]

**Highlights**

- › Conforms to IS 8623-1 & 3, IEC 61439-1 & 3
- › IK 09-for double door DBs
- › Available in CRCA sheet steel, RAL 9003, powder coated
- › Ready to use DBs - neutral bar/s with shroud/s | earth bar/s | sticking saddles | cement spill protector | cable ties | circuit identification labels
- › With provision to mount modular devices as per requirement




Description	No. of Modules Per Row	Cat. Nos.	M.R.P. (₹) Per Unit
2 Row 28 Module	14	DEROW228DD	6630
3 Row 42 Module	14	DEROW342DD	7950
4 Row 56 Module	14	DEROW456DD	8645
4 Row 64 Module	16	DEROW464DD	10055

**New** Vertical TPN DB with Modular Incomer [8537]

**Highlights**

- › Conforms to IS 8623-1 & 3, IEC 61439-1 & 3
- › IK 09-for double door DBs
- › Available in CRCA sheet steel, RAL 9003, powder coated
- › Ready to use DBs - Provided with insulated vertical phase bus-bars | neutral bar/s with shroud/s | earth bar/s | sticking saddles | cement spill protector | color-coded interconnecting wire set | cable ties | blanking plates and circuit identification labels
- › With provision for FP MCB/Isolator/RCCB/RCBO as incomer and SP/ TP MCBs as outgoing




Description	No. of Modules		Cat. Nos.	M.R.P. (₹) Per Unit
	Incomer	Outgoing		
<b>IP 43 - Metal Door</b>				
4 way	8	4+4+4	DEVTM004DD	12835
6 way	8	6+6+6	DEVTM006DD	14300
8 way	8	8+8+8	DEVTM008DD	16600
12 way	8	12+12+12	DEVTM012DD	22390
16 way	8	16+16+16	DEVTM016DD	26715
<b>IP 54 - Metal Door</b>				
4 way	8	4+4+4	DEVTM00454	27135
6 way	8	6+6+6	DEVTM00654	29605
8 way	8	8+8+8	DEVTM00854	32690

**New** Vertical TPN DB with MCCB Incomer [8537]

**Highlights**

- › Conforms to IS 8623-1 & 3, IEC 61439-1 & 3
- › IK 09-for double door DBs
- › Available in CRCA sheet steel, RAL 9003, powder coated
- › Ready to use DBs - Provided with insulated vertical phase bus-bars | neutral bar/s with shroud/s | earth bar/s | sticking saddles | cement spill protector | color-coded interconnecting wire set | cable ties | blanking plates and circuit identification labels
- › With provision for 3 pole and 4 Pole MCCB\* as incomer and SP/TP MCBs as outgoing



**Up to 125A MCCB Incomer**

Description	No. of Modules		Cat. Nos.	M.R.P. (₹) Per Unit
	Incomer*	Outgoing		
<b>IP 43 - Metal Door</b>				
4 way	MCCB	4+4+4	DEVTL004DD	15180
6 way	MCCB	6+6+6	DEVTL006DD	17255
8 way	MCCB	8+8+8	DEVTL008DD	18995
12 way	MCCB	12+12+12	DEVTL012DD	25840
16 way	MCCB	16+16+16	DEVTL016DD	30825
<b>IP 54 - Metal Door</b>				
4 way	MCCB	4+4+4	DEVTL00454	31445
6 way	MCCB	6+6+6	DEVTL00654	35860
8 way	MCCB	8+8+8	DEVTL00854	38820

\*Suitable for 3 Pole & 4 Pole DU100H, DU100D, DU125D, DU125H & DNO MCCB as incomer


For ordering old DBs, replace Cat no with "DB" instead of "DE".

Eq. - New DB Cat no for SPN 12W DD - DESPN012DDS, Old DB Cat no for same will be DBSPN012DDS. Old DBs are available till stock last.



**New** Vertical TPN DB with MCCB Incomer [8537]

**Up to 250A MCCB Incomer**



Description	No. of Modules		Cat. Nos.	M.R.P. (₹) Per Unit
	Incomer*	Outgoing		
<b>IP 43 - Metal Door</b>				
4 way	MCCB	4+4+4	DEVTH004DD	19725
6 way	MCCB	6+6+6	DEVTH006DD	22090
8 way	MCCB	8+8+8	DEVTH008DD	24295
12 way	MCCB	12+12+12	DEVTH012DD	29405
16 way	MCCB	16+16+16	DEVTH016DD	39515
<b>IP 54 - Metal Door</b>				
4 way	MCCB	4+4+4	DEVTH00454	36090
6 way	MCCB	6+6+6	DEVTH00654	39405
8 way	MCCB	8+8+8	DEVTH00854	40755

\*Suitable for 3 pole and 4 pole DU250, DU250C & DN1 MCCB as incomer

**New** Enclosure [8537]

**Highlights**

- > Conforms to IS 8623-1 & 3, IEC 61439-1 & 3
- > Suitable for Surface and Flush mounting
- > Available in CRCA sheet steel, RAL9003, powder coated
- > With provision to mount MCB/Isolator/RCCB/RCBO and other modular devices



**IP 30 - Metal Door**

Description	No. of Modules	Cat. Nos.	M.R.P. (₹) Per Unit
<b>IP 30 - Metal Door</b>			
2 way	2	DEENC002SD	825
3 way	3	DEENC003SD	825
4 way	4	DEENC004SD	825
6 way	6	DEENC006SD	1280

**New** Plug & Socket DB [8537]

**Highlights**

- > Conforms to IS 8623-1 & 3, IEC 61439-1 & 3
- > Suitable for Surface and Flush mounting
- > Available in CRCA sheet steel, RAL9003, powder coated
- > Loose Metal Plugs & Sockets conforms to IS 8804; available in Single Phase & Three Phase



**Metal Plug & Socket**



**Plastic Plug & Socket**

Description	No. of Pins	No. of Modules	Cat. Nos.	M.R.P. (₹) Per Unit
<b>Metal Plug &amp; Sockets</b>				
10 A, 2 Pin + SC^	P + N	1	DEMPS110SD	2050
20 A, 2 Pin + SC^	P + N	1	DEMPS120SD	2205
20 A, 2 Pin + SC^	P + N	2	DEMPS220SD	2390
20 A, 3 Pin + SC^	3P	3	DEMPS320SD	4050
32 A, 3 Pin + SC^	3P	3	DEMPS332SD	4795
32 A, 3 Pin + SC^	3P	4	DEMPS432SD	5100
63 A, 5 Pin + SC^	3P+N+E	4	DEMPS463SD	17280
<b>Plastic Plug &amp; Sockets</b>				
16 A, 3 Pin	P+N+E	2	DEPPS316SD	3355
32 A, 3 Pin	P+N+E	4	DEPPS332SD	3620
32 A, 5 Pin	3P+N+E	8	DEPPS532SD	6045
63 A, 5 Pin	3P+N+E	8	DEPPS563SD	15145

**Metal Plug [8536]**



Description	No. of Pins	Cat. Nos.	M.R.P. (₹) Per Unit
10 A, 2 Pin + SC^	P + N	MPS210P	200
20 A, 2 Pin + SC^	P + N	MPS220P	210
20 A, 3 Pin + SC^	3P	MPS320P	275
32 A, 3 Pin + SC^	3P	MPS332P	525

**Note:** Standard pack quantity - 20 nos.

**Metal Socket [8536]**



Description	No. of Pins	Cat. Nos.	M.R.P. (₹) Per Unit
10 A, 2 Pin + SC^	P + N	MPS210S	205
20 A, 2 Pin + SC^	P + N	MPS220S	225
20 A, 3 Pin + SC^	3P	MPS320S	310
32 A, 3 Pin + SC^	3P	MPS332S	525

^ SC-Scraping Earth

**Note:** Standard pack quantity - 20 nos.


For ordering old DBs, replace Cat no with "DB" instead of "DE".  
Eg. - New DB Cat no for SPN 12W DD - DESPN012DDS, Old DB Cat no for same will be DBSPN012DDS. Old DBs are available till stock last.



**New** DBs with provision for TV / Telephone splitters [8537]

**Highlights**

- > Distribution Boards equipped with provisions to mount TV / Telephone splitters
- > Available in SPN & TPN DBs



DB Type	Description	No. of Modules		Cat. Nos.	M.R.P. (₹) Per Unit
		Incomer + Outgoing			
<b>IP 43 - Metal Door</b>					
SPN	6 way	2	4	DESPN006DDTV	4615
	8 way	2	6	DESPN008DDTV	4960
	12 way	2	10	DESPN012DDTV	6105
	16 way	2	14	DESPN016DDTV	7080
	18 way	2	16	DESPN018DDTV	8375
TPN	4 way	8	4+4+4	DETPN004DDTV	9070
	6 way	8	6+6+6	DETPN006DDTV	10475
	8 way	8	8+8+8	DETPN008DDTV	12490

**Cable End Boxes [8537]**

**Highlights**

- > Available in CRCA sheet steel, RAL9003, powder coated
- > Can be either at the top or bottom of the distribution board

Description	Cat. Nos.	M.R.P. (₹) Per Unit
<b>CEB for SPN DBs</b>		
CEB-SPN Double Door, 4 way	DESPN004CBS	905
CEB-SPN Double Door, 6 way	DESPN006CBS	975
CEB-SPN Double Door, 8 way	DESPN008CBS	1090
CEB-SPN Double Door, 12 way	DESPN012CBS	1215
CEB-SPN Double Door, 16 way	DESPN016CBS	1710
CEB-SPN Double Door, 18 way	DESPN018CBS	1765
<b>CEB for TPN DBs</b>		
CEB-TPE Double Door, 4 way	DETPN004CBS	1170
CEB-TPE Double Door, 6 way	DETPN006CBS	1670
CEB-TPN Double Door, 4 way	DETPN004CBS	1225
CEB-TPN Double Door, 6 way	DETPN006CBS	1720
CEB-TPN Double Door, 8 way	DETPN008CBS	2165
CEB-TPN Double Door, 12 way	DETPN012CBS	3595
CEB-TPN Double Door, 16 way	DETPN016CBS	3630
<b>CEB for Horizontal PPI DBs</b>		
CEB-Horz. PPI Double Door, 4 way	DEHPI004CB	1815
CEB-Horz. PPI Double Door, 6 way	DEHPI006CB	2265
CEB-Horz. PPI Double Door, 8 way	DEHPI008CB	2840
CEB-Horz. PPI Double Door, 12 way	DEHPI012CB	3565
CEB-Horz. PPI Double Door, 16 way	DEHPI016CB	3875
<b>CEB for VTPN DBs</b>		
CEB-VTPN Double Door, Modular Incomer	DEVTMXXCB	1215
CEB-VTPN Double Door, MCCB Incomer	DEVTXXXCB	4285
<b>CEB for Phase Segregated DBs</b>		
CEB-PSG Double Door, 4 way	DEPSG004CB	3180
CEB-PSG Double Door, 6 way	DEPSG006CB	3790
CEB-PSG Double Door, 8 way	DEPSG008CB	4185
CEB-PSG Double Door, 12 way	DEPSG012CB	4660

**DB Accessories**

**Busbar - Fork Type [8538]**

**Highlights**

- > Available in Single Pole, Double Pole, Three Pole and Four Pole versions
- > Material : Copper



Description	Cat. Nos..	M.R.P. (₹) Per Unit	Std. Pack Qty.
SP 13 Mod	BSP13	405	5
SP 56 Mod	BSP56	1655	5
DP 12 Mod	BDP12	720	5
TP 12 Mod	BTP12	775	5
FP 12 Mod	BFP12	1535	5
End Caps for SP	ECP01	25	10
End Caps for DP/TP	ECP03	55	10
End Caps for FP	ECP04	90	10



**Blanking Plates [8538]**

**Highlights**

- > Available in One module and Half module

Description	Cat. Nos.	M.R.P. (₹) Per Unit	Std.Pack Qty.
One Module	BKP10	25	10
Half Module	BKP05	25	10



PDK02

**Padlock [8301]**

**Highlights**

- > Version with standard lock and a common key

Description	Cat. Nos.	M.R.P. (₹) Per Unit	Std. Pack Qty.
Lock and Key Kit	PDK02	705	5

For ordering old DBs, replace Cat no with "DB" instead of "DE".  
Eg. - New DB Cat no for SPN 12W DD - DESPN012DDS, Old DB Cat no for same will be DBSPN012DDS. Old DBs are available till stock last.




englaze®

# SWITCH UPTO THE EXTRAORDINARY. SWITCH UPTO ENGLAZE.

When you have stepped beyond the ordinary, every step you take elevates you to the next level. Flawlessly at and majestically minimal, Englaze would silently stay a testament to your taste, the life you lived and the world you built around you.


MOULDED METAL | REAL WOOD | CRAFTED GLASS



TWBC MARCOM



## Discontinued Products/Suggested Alternate Products

Product Group	Discontinued Products	Suggested Alternate Products
MCCB	DTH800 3P & Acc	 DN4-1250N 800A 3P & Acc
Controlgear	MN0 control contactor, its spares and accessories	MO0 control contactor, its spares and accessories
Controlgear	MVO contactors	MNX contactor (up to 650 A)
Soft Starters	CSX	xS1000
Soft Starters	CSXi	xS2000
Soft Starters	EMX4e	xS3000
Soft Starters	EMX4i	xS4000



## General Terms

All prices are on Maximum retail price basis inclusive of all duties, GST & any other tax as applicable.

## Warranty Policy

All products listed in the price list are covered by a warranty against manufacturing defects for a period of 18\* months from the date of purchase. For Lauritz Knudsen MCBs & Isolators mounted inside Lauritz Knudsen Distribution Boards, an extended warranty of 5 years is provided.

In the event of a defect due to faulty workmanship or other associated reasons, we will, at our discretion, remedy the defect or replace the faulty parts or the entire product as soon as possible, free of cost.

However, the warranty is subject to proper usage, efficient maintenance, and does not cover defects arising from fire, accidents, inefficient maintenance, faulty operation, or deliberate or accidental damage. It also does not cover damage to power electronic components such as thyristors & IGBTs, which primarily fail due to overtemperature & over-voltage. Users need to take adequate precautions to eliminate these conditions. Manufacturer shall not be responsible & liable for any special, incidental, social or consequential (including lost profits) loss, consequential damages, injury or damages (punitive) of any kind solely attributable to defect or failure of its products. Manufacturer shall not be liable in any manner for the issue of or failure in the performance of other equipment the product is attached to.

Note: We are committed to maintaining our product warranty in line with our standard terms for both the Lauritz Knudsen Brand and the L&T Switchgear brand. The change in brand will not alter our standard warranty terms or any applicable extended warranty terms.

Furthermore, we will ensure that spares and after-sales support remain available throughout the entire product life cycle, regardless of whether the products are under the L&T Switchgear brand or the Lauritz Knudsen Brand

## Comprehensive Service Support

Lauritz Knudsen Electrical & Automation has over seven decades of experience in providing after sales service for low voltage distribution system in every type of industry & commercial complex in India

Lauritz Knudsen Electrical & Automation offers the following services, partnering you in your maintenance of low voltage distribution products:

- > Regular Maintenance
- > Preventive Maintenance Programme
- > On Call
- > Annual Maintenance Contract
- > Product Support for Managing Obsolescence-



# Switchgear Training Centres



## Pune

Lauritz Knudsen Electrical & Automation  
Switchgear Training Centre  
T-156 / 157, MIDC,  
Bhosari, Pune - 411 026  
Tel: 020-2712 0037 / 2712 0653  
E-mail: STC-PUNE@LK-EA.com



## Lucknow

Lauritz Knudsen Electrical & Automation  
Switchgear Training Centre  
C-6 & 7, UPSIDC,  
P. O. Sarojininagar,  
Lucknow - 226 008  
Tel: 97944 54455  
E-mail: STC-LUCKNOW@LK-EA.com



## Delhi

Lauritz Knudsen Electrical & Automation  
Switchgear Training Centre  
A-25, Imperia Complex, First Floor  
Mohan Cooperative Industrial Estate  
Near Sarita Vihar / Mohan Estate Metro Station  
Main Mathura Road, New Delhi - 110044  
Tel: 9899020306 / 9720186726 / 9560845094  
E-mail: STC-DELHI@LK-EA.com



## Kolkata

Lauritz Knudsen Electrical & Automation  
Switchgear Training Centre,  
2nd Floor, Block BN3, Sector V,  
Salt Lake City,  
Kolkata - 700091, West Bengal  
Tel: 7738717893 / 7797795567  
E-mail: STC-KOLKATA@LK-EA.com



## Vadodara

Lauritz Knudsen Electrical & Automation  
Switchgear Training Centre  
Behind L&T Knowledge City,  
Near Village Ankhola,  
Vadodara - 390019  
Tel: 0265 6147805 / 6147808  
E-mail: STC-VADODARA@LK-EA.com



## Coonor

Lauritz Knudsen Electrical & Automation  
Switchgear Training Centre  
Ooty-Coonor Main Road  
Yellanahalli P.O.,  
The Nilgiris - 643 243  
Tel: 0423 251 7107  
E-mail: STC-COONOOR@LK-EA.com

Customer Interaction Center (CIC)  
Phone no: 022 6932 7800  
Web: [www.LK-EA.com](http://www.LK-EA.com) | e-mail: [CIC@LK-EA.com](mailto:CIC@LK-EA.com)



# SMARTSHOP

Order all your **Electrical Products**  
with just **One Click!**



Authentic Products



Safe & Secure Payments



Exciting Rewards



Best Deals. Best Prices



Doorstep Delivery

Scan to Shop with  
Best Offers Now



Web: [smartshop.LK-EA.com](http://smartshop.LK-EA.com)

Discover SmartShop for all your electrical needs today!





# Electrical Standard Products (ESP) Offices

## HEAD OFFICE

Lauritz Knudsen Electrical & Automation, A/600, Shil-Mahape Road, TTC Industrial Area, MIDC Thane, Navi Mumbai, 400 710, Maharashtra.

Tel: 022-6722 6300 | Fax: 022-6705 1112 | e-mail: CIC@LK-EA.com

## BRANCH OFFICES

Lauritz Knudsen Electrical & Automation  
C-201, The First Commercial Complex,  
B/S Keshavbaug Party Plot, Vastrapur,  
**Ahmedabad - 380 015**  
Phone No: 022-6932 7800  
e-mail: CIC@LK-EA.com

Lauritz Knudsen Electrical & Automation  
Shri Daneshwari, 1st Floor,  
Plot No. 17, 2nd Cross, Near Old Income  
Tax Office Road, Vidyanagar,  
**Hubballi - 580 021**  
Phone No: 022-6932 7800  
e-mail: CIC@LK-EA.com

Lauritz Knudsen Electrical & Automation  
No.10, Fortuna Towers, 2nd Floor,  
Rana Pratap Marg, Near NBRI,  
**Lucknow - 226 001**  
Phone No: 022-6932 7800  
e-mail: CIC@LK-EA.com

Lauritz Knudsen Electrical & Automation  
A06/A07, Second Floor,  
Grand Chandra Complex, Frazer Road  
**Patna - 800 001**  
Phone No: 022-6932 7800  
e-mail: CIC@LK-EA.com

Lauritz Knudsen Electrical & Automation  
Wewok Central, #36 Infantry Road,  
**Bengaluru - 560 001**  
Phone No: 022-6932 7800  
e-mail: CIC@LK-EA.com

Lauritz Knudsen Electrical & Automation  
AWFIS Space Solutions, Prestige Phoenix,  
4th floor, 1405, Umanagar, Begumpet,  
**Hyderabad - 500 016**  
Phone No: 022-6932 7800  
e-mail: CIC@LK-EA.com

Lauritz Knudsen Electrical & Automation  
El Dorado Building, 3rd Floor, 6,  
Venkatraman Street, Chinna Chokkikulam,  
**Madurai - 625 002**  
Phone No: 022-6932 7800  
e-mail: CIC@LK-EA.com

Lauritz Knudsen Electrical & Automation  
UrbanWrk, 5th Floor, Sai Radhe,  
Raja Bahadur Mill Road, Behind Hotel  
Grand Sheraton, Sangamwadi  
**Pune - 411 001**  
Phone No: 022-6932 7800  
e-mail: CIC@LK-EA.com

Lauritz Knudsen Electrical & Automation  
Workloop Unit-612, 6th Floor,  
Esplanade One, Rasulgarh,  
**Bhubaneswar, Odisha-751010**  
Phone No: 022-6932 7800  
e-mail: CIC@LK-EA.com

Lauritz Knudsen Electrical & Automation  
Workie, 214 - 2nd Floor,  
Apollo Premier, PU-4,  
Scheme No. 54, Vijay Nagar Square,  
**Indore - 452 010**  
Phone No: 022-6932 7800  
e-mail: CIC@LK-EA.com

Lauritz Knudsen Electrical & Automation  
Bestech Business Park,  
Tower - A, 2nd floor, Sector - 66  
**Mohali - 160059**  
Phone No: 022-6932 7800  
e-mail: CIC@LK-EA.com

Lauritz Knudsen Electrical & Automation  
Office No. 211 & 212, Pithalia Plaza,  
KK Road, Near Fafadih Chowk,  
**Raipur - 492 001**  
Phone No: 022-6932 7800  
e-mail: CIC@LK-EA.com

Lauritz Knudsen Electrical & Automation,  
The Executive Centre  
Level 8, Olympia Teknos Park  
28, SIDCO Industrial Estate, Guindy,  
**Chennai - 600 032**, Tamil Nadu,  
Phone No: 022-6932 7800  
e-mail: CIC@LK-EA.com

Lauritz Knudsen Electrical & Automation  
Office No. 430, 4th Floor,  
Jaipur Electronic Market, Riddhi Siddhi,  
Gopalpura Bypass,  
**Jaipur - 302 018**  
Phone No: 022-6932 7800  
e-mail: CIC@LK-EA.com

Lauritz Knudsen Electrical & Automation  
TC II, Tower B, PRIMA BAY Gate No. 5,  
Saki Vihar Road Powai,  
**Mumbai - 400 072**  
Phone No: 022-6932 7800  
e-mail: CIC@LK-EA.com

Lauritz Knudsen Electrical & Automation,  
DevX 4th Floor, A Wing, Om 9 Square,  
150 Ft Ring Road, Near Nana Mava Circle,  
Opp Silver Heights,  
**Rajkot - 360 001**  
Phone No: 022-6932 7800  
e-mail: CIC@LK-EA.com

Lauritz Knudsen Electrical & Automation  
Playworkz Coworking Space  
43 & 44, 3rd Cross,  
Bharathy Colony, Peelamedu,  
**Coimbatore - 641 004**  
Phone No: 022-6932 7800  
e-mail: CIC@LK-EA.com

Lauritz Knudsen Electrical & Automation  
GDR Siddha, Ground Floor, N Road  
Bistupur, Opposite St. Mary's Church,  
**Jamshedpur - 831 001**  
Phone No: 022-6932 7800  
e-mail: CIC@LK-EA.com

Lauritz Knudsen Electrical & Automation  
Unnati Building, 2nd Floor,  
Automation Campus, A-600, TTC Industrial  
Area Shil-Mahape Road, Mahape,  
**Navi Mumbai - 400 710**  
Phone No: 022-6932 7800  
e-mail: CIC@LK-EA.com

Lauritz Knudsen Electrical & Automation  
10th Floor, Titaanium Business,  
Bhimrad Road, Althan  
**Surat - 395 017**  
Phone No: 022-6932 7800  
e-mail: CIC@LK-EA.com

Lauritz Knudsen Electrical & Automation  
3rd Floor, 1&2 Vijay Park,  
Main Chakrata Road, Opp. Anandam,  
Near Ballapur chowk,  
**Dehradun - 248 001**  
Phone No: 022-6932 7800  
e-mail: CIC@LK-EA.com

Lauritz Knudsen Electrical & Automation  
Business Communication Centre  
2nd Floor, Chiramel Chambers,  
Kurisupally Road, Ravipuram,  
**Kochi - 682 015**  
Phone No: 022-6932 7800  
e-mail: CIC@LK-EA.com

Lauritz Knudsen Electrical & Automation  
M1 & M2, Mezzanine Floor,  
Himalaya Excellency,  
Plot No. C-47, Pratap Nagar Square,  
**Nagpur - 440 022**  
Phone No: 022-6932 7800  
e-mail: CIC@LK-EA.com

Lauritz Knudsen Electrical & Automation  
11th Floor, Block-D, Notus IT Park,  
Sarabhai Campus, Bhailal Amin Marg,  
**Vadodara - 390 023**  
Phone No: 022-6932 7800  
e-mail: CIC@LK-EA.com

Lauritz Knudsen Electrical & Automation  
Ground Floor, B-27,  
Biplab Rashbihari Sarani,  
Sector 2A, Bidhan Nagar,  
**Durgapur - 713 212**  
Phone No: 022-6932 7800  
e-mail: CIC@LK-EA.com

Lauritz & Knudsen Electrical & Automation,  
207, 2nd floor, Revolution Complex,  
Station Road, E Ward,  
Next to Pedestrian Bridge,  
**Kolhapur - 416 001**  
Phone No: 022-6932 7800  
e-mail: CIC@LK-EA.com

Lauritz Knudsen Electrical & Automation,  
3rd floor, Uttam Tower by Viraj Estate,  
Sharanpur Road,  
**Nasik - 422 002**  
Phone No: 022-6932 7800  
e-mail: CIC@LK-EA.com

Lauritz Knudsen Electrical & Automation  
Naga Chambers, 3rd Floor, D/No. 12-1-16,  
Plot No. 49, Survey No. 1051, Waltair Main Road,  
**Visakhapatnam - 530 002**  
Phone No: 022-6932 7800  
e-mail: CIC@LK-EA.com

Lauritz Knudsen Electrical & Automation  
6th Floor, Exotica Greens, A Block, 191,  
R G Baruah Road, Guwahati Central,  
**Guwahati - 781 005**  
Phone No: 022-6932 7800  
e-mail: CIC@LK-EA.com

Lauritz Knudsen Electrical & Automation  
2nd Floor, BN3, Salt Lake, Sector-V,  
**Kolkata - 700 091**  
Phone No: 022-6932 7800  
e-mail: CIC@LK-EA.com

Lauritz Knudsen Electrical & Automation  
A-25, 1st Floor, Imperia Complex,  
Mohan Corporative Industrial Estate,  
Near Sarita Vihar Metro Station,  
Mathura Road,  
**New Delhi - 110 044**  
Phone no: 022-6932 7800  
e-mail: CIC@LK-EA.com

Product improvement is a continuous process. For the latest information and special application, please contact any of our offices listed here. Product photographs shown for representative purpose only.



### Lauritz Knudsen Electrical & Automation, Electrical Standard Product

A/600, Shil-Mahape Road, TTC Industrial Area, MIDC Thane, Navi Mumbai, 400 710, Maharashtra, Phone No: 022-6722 6300 | Web: www.LK-EA.com

### Customer Interaction Center (CIC)

Phone no: 022-6932 7800

Web: www.LK-EA.com | e-mail: CIC@LK-EA.com

