

**PHILIPS**

Professional Lighting



Your Vision.  
Our Solutions.

Effective 1st January, 2024

Bandra-Worli Sea Link, Maharashtra



## Proudly illuminating India for more than 90 years

Signify is the world leader in lighting, founded as Philips in Eindhoven, the Netherlands. We've led the lighting industry with innovations that serve professional and consumer markets for more than 127 years. In 2016, we spun off from Philips, becoming a separate publicly owned company, listed on Amsterdam's Euronext Stock Exchange. We were included in the benchmark AEX index in March 2018.

## Our brands

**PHILIPS**

**interact**

 **COLORKINETICS**

dynalite 

**ECOLINK**

**WiZ**



## Philips **LED lighting**

Leading the market today,  
**Transforming the future.**

Philips has been designing, developing and manufacturing LED lighting products resulting in a far-reaching intellectual property portfolio and more than 20,000 time-tested installations. We have strengthened our leadership position and revenue generation in the LED Lighting market with solutions across segments, offices, retails, industries and public. We are leaders in technology and product performance in the LED lighting industry and are a confident choice of lighting specifiers across the globe.



# 100% carbon neutral in India, and globally

We are very proud that we became carbon neutral in 2020, ahead of our target and ahead of the aspirations as set out in the Paris Agreement. This is no easy feat for a major company with manufacturing facilities worldwide and a global logistics footprint. Now, we embark on a new, five-year journey to double our positive impact on the environment and society with our Brighter Lives, Better World 2025 program.

## Brighter Lives, Better World 2025



Double our revenues for brighter lives which benefit the society




Double the pace of the Paris Agreement



Double our circular revenues



Double our percentage of women in leadership



Our commitment to the sustainable development goals

# Contents

<b>Indoor Commercial</b>	<b>10</b>
Suspended-Surface Mounted Luminaires	14
Recessed Mounted Luminaires	35
Commercial Battens	41
Downlights & Spotlights	43
Track & Spotlights	48
Cove Lights	55
Trunking	59
<b>Indoor Industrial</b>	<b>60</b>
Highbays	63
LED Bulkhead & WellGlass	69
Industrial Battens	71
Waterproof LED Luminaires	75
<b>EcoSet</b>	<b>78</b>
<b>Outdoor</b>	<b>82</b>
Street Lights	88
Interact City	94
Flood Lights	97
Interact Sports	104
Landscape Lighting	107
Tunnel Lights	115
<b>Architectural Lighting</b>	<b>116</b>
Uniflood	123
<b>Solar Lighting</b>	<b>134</b>
<b>Lighting Controls</b>	<b>140</b>
In-house Software Suite	140
<b>LED Lamps</b>	<b>142</b>





# Indoor Commercial

# ModiFly

An adventure in lighting design starts now

ModiFly is a specially designed luminaire to make offices look beautiful. The ultimate flexibility of joint connectors makes the customer achieve the desired look in the office, its innovative light guide design provides upward and downward light effect at the same time.

Description	ModiFly
Type	SP800P
System lumen output	L600 = max 1200lm L1200mm = max 2000/4000lm L1500mm = max 2500/4000lm
Voltage	220-240v 50/60Hz
Efficacy	Max: 115lm/w
Power factor	0.9
LED driver	PSU/PSD
SDCM	4000/3000k <=3; 6500k <=5
CRI	80/90
Color temperature	4000k
Materials and finishing	Housing: Extra Aluminum
Lifetime	50,000 hours
Working temperature range	-20°C < Ta < 40°C
Length	L600/1200/1500mm
Mounting type	Suspended
IP rating	IP20



### Flexibility

An endless array of patterns



### Distribution

Batwing distribution, allow the brilliance of your space to prevail



### Best-in-class Energy Efficiency

System Efficacy 115 Lm/W



Flexible connectors for endless shapes

## Suspended-Surface Mounted Luminaires

### ModiFly

This next generation lighting innovation has it all: contemporary form, infinite design freedom, and undisputed performance. ModiFly offers ultimate flexibility of host of joint connectors to make the customers achieve the desired looks in office. This innovative light guide design provides upward/downward light effect at the same time. Options of 2ft, 4ft and 5ft and up-down light distribution to meet the needs of the offices.



Type	HSN Code	MRP (INR)
SP800P LED21/840 L60W6 SD	9405	47,000/-
SP800P LED41/840 L120W6 SD	9405	54,000/-
SP800P LED52/840 L150W6 SD	9405	73,000/-
SP800P LED21/840 L60W6 CD	9405	41,000/-
SP800P LED41/840 L120W6 CD	9405	49,000/-
SP800P LED52/840 L150W6 CD	9405	68,000/-
SP800P LED20/940 L60W6 SD PSD	9405	53,000/-
SP800P LED21/840 L60W6 SD PSD	9405	52,000/-
SP800P LED38/940 L120W6 SD PSD	9405	63,000/-
SP800P LED41/840 L120W6 SD PSD	9405	59,000/-
SP800P LED52/840 L150W6 SD PSD	9405	78,000/-
SP800P LED21/840 L60W6 CD PSD	9405	46,000/-
SP800P LED20/940 L60W6 CD PSD	9405	47,000/-
SP800P LED41/840 L120W6 CD PSD	9405	54,000/-
SP800P LED38/940 L120W6 CD PSD	9405	58,000/-
SP800P LED52/840 L150W6 CD PSD	9405	72,000/-

Accessories		
SP800P Quad-link kit		16,200/-
SP800P Tri-link kit		12,400/-
SP800P Bi-link kit		8,900/-
SP800P singular link kit		4,600/-
SP800P cont. installation end cap kit		2,600/-
SP800P suspension kit		1,300/-

### FlatLine

FlatLine is a perfect blend of minimalism through its sleek design and maximalism through its wide profile making it apt for the newgen open and cell offices. FlatLine offers a host of options like office compliant version with special prismatic diffusers, options of 4ft and 8ft and up-down light distribution to meet the needs of the offices.



Type	HSN Code	MRP (INR)
SP570P LED26S 6500 PSU W12L120 OD SI	9405	12,000/-
SP570X LED22S 6500 PSU W12L120 OD SI	9405	12,000/-
SP570P LED26S 6500 PSU W12L120 OC SI	9405	13,000/-
SP570X LED22S 6500 PSU W12L120 OC SI	9405	13,000/-
SP571P LED33S 6500 PSU W12L120 OD SI	9405	14,000/-
SP571X LED27S 6500 PSU W12L120 OD SI	9405	14,000/-
SP571P LED33S 6500 PSU W12L120 OC SI	9405	15,000/-
SP571X LED27S 6500 PSU W12L120 OC SI	9405	15,000/-
SP570P LED52S 6500 PSU W12L240 OD SI	9405	24,000/-
SP570X LED44S 6500 PSU W12L240 OD SI	9405	23,000/-
SP570P LED52S 6500 PSU W12L240 OC SI	9405	24,000/-
SP570X LED44S 6500 PSU W12L240 OC SI	9405	24,000/-
SP571P LED66S 6500 PSU W12L240 OD SI	9405	28,000/-
SP571X LED54S 6500 PSU W12L240 OD SI	9405	27,000/-
SP571P LED66S 6500 PSU W12L240 OC SI	9405	29,000/-
SP571X LED54S 6500 PSU W12L240 OC SI	9405	29,000/-

Accessories		
Down End Cap		500/-
Up-Down End Cap		600/-
Suspension Kit		600/-
Joining Bracket		600/-
Single Driver Box		700/-
Double Driver Box		1,400/-

CCT Options 4000K and 6500K. Also available in DALI option (At additional INR 3000/- for 4ft and INR 5000/- for 8ft on MRP).

# GlazeLine

Enhance your office interiors

GlazeLine is a deep recessed luminaire designed for employee comfort without compromising the efficacy. It is highly flexible to sync the office themes.

Description	GlazeLine	
Width (mm)	65	
Height (mm)	100-110	
Distribution	down& Up/down	
Length (ft)	4/8ft & 2/3/5/6ft*	
Type	Integrated/non-integrated	
Standalone/Continuous	Standalone	Continuous
Lumen down	2600	2200
Lumen up/down	3300	2700
optics down	Opaque/Prismatic	
optics UP	Opaque/wide*	
Ratio (up/down)	30/70 ,50/50* , 70/30*	
Efficacy	OD>110 , Prismatic >100	
CCT	4000/5700/6500	
CRI	80,90	
Operating voltage	140-270V	
Driver specs MS	THD<10%, 3.5 KV surge	
Driver specs ETO	THD<10%, EMC/EMI complaint,4 KV surge, Ripple<5%	
Driver mounting	Integral	
Loop in/loop out	Yes	
Life	50K burning hours	
Control	PSU/PSD/IA/TW*	



### Employee Comfort

Deep recessed prismatic Optics



### Best-in-class Energy Efficiency

System Efficacy 115 Lm/W



### Sync Office Themes

Customizable interior and exteriors of the luminaire





## GlazeLine

GlazeLine is a deep recessed luminaire designed for employee comfort without compromising the efficacy. Product is highly flexible to sync the office themes. Modify offers down, upward/downward light effect at the same time to meet the needs of the offices.



Type	HSN Code	MRP (INR)
SP790P I LED28S 865 PSU W6L120 OC WH	9405	13,800/-
SP790X I LED22S 865 PSU W6L120 OC WH	9405	13,600/-
SP790P N LED28S 865 PSU W6L120 OC SI WH	9405	14,000/-
SP790X N LED22S 865 PSU W6L120 OC SI WH	9405	13,800/-
SP791P I LED33S 865 PSU W6L120 OC WH	9405	15,000/-
SP791X I LED27S 865 PSU W6L120 OC WH	9405	14,800/-
SP791P N LED33S 865 PSU W6L120 OC SI WH	9405	15,500/-
SP791X N LED27S 865 PSU W6L120 OC SI WH	9405	15,200/-

Accessories		
SP790 I EP60 WH		400/-
SP790 I EP60 BK		400/-
SP790 N EP60 SI WH		400/-
SP790 N EP60 RG BK		400/-
SP790 N EP60 SI BK		400/-

CCT Options 4000K, 5700K, available in 8Ft and DALI option  
 790P: Down Version, 791P: Up- Down  
 P: Standalone, X: Continuous, I: Integrated  
 N: Non Integrated, OC: Prismatic Diffuser  
 OD: Opal Diffuser



## Green -Up Linear



Green-Up Linear is a slim body linear luminaire with options of surface and suspended mountings. Luminaires comes with variable lengths and options of wide and medium beam optics meeting various applications of focus lighting over the desks, passages and display lighting for retail stores.



Type	HSN Code	MRP (INR)
SP308P P22/865 L75W3 PSU WB WH	9405	9,000/-
SP308P P22/865 L75W3 PSU MB WH	9405	9,000/-
SP308P P30/865 L120W3 PSU WB WH	9405	11,800/-
SP308P P30/865 L120W3 PSU MB WH	9405	11,800/-
SP308P P38/865 L140W3 PSU WB WH	9405	13,400/-
SP308P P38/865 L140W3 PSU MB WH	9405	13,400/-
SP308P P45/865 L170W3 PSU WB WH	9405	14,400/-
SP308P P45/865 L170W3 PSU MB WH	9405	14,400/-
SM308C P22/865 L75W3 PSU WB WH	9405	7,600/-
SM308C P22/865 L75W3 PSU MB WH	9405	7,600/-
SM308C P30/865 L120W3 PSU WB WH	9405	10,200/-
SM308C P30/865 L120W3 PSU MB WH	9405	10,200/-
SM308C P38/865 L140W3 PSU WB WH	9405	11,800/-
SM308C P38/865 L140W3 PSU MB WH	9405	11,800/-
SM308C P45/865 L170W3 PSU WB WH	9405	12,800/-
SM308C P45/865 L170W3 PSU MB WH	9405	12,800/-

CCT Options 4000K, 3000K  
 P: Standalone  
 C: Surface Mounted  
 SP: Suspended  
 SM: Surface Mounted

# PureLine Horizon

## Guiding the path through light

PureLine Horizon is a specially designed luminaire for volumetric lighting for closed office areas and guiding paths for corridors, walkaways in the office environment.

Description	PureLine Horizon	
Width (mm)	50	
Height (mm)	100-110	
Distribution	down	
Length (ft)	4/8ft & 2/3/5/6ft*	
Standalone/Continuous	Standalone	Continous
Lumen down	2600	2200
optics down	Drop down	
Efficacy	150 lum/w	
CCT	4000/5700/6500	
CRI	80,90(ETO)	
Operating voltage	140-270V	
Driver specs	THD<10%, 3.5 KV surge	
Driver specs ETO	THD<10%, EMC/EMI complaint,4 KV surge, Ripple<5%	
Driver mounting	Integral	
Loop in/loop out	Yes	
Life	50K burning hours	
Control	PSU/PSD	



**Best-in-class Energy Efficiency**

System Efficacy 150 Lm/W



**Volumetric Lighting**

Better vertical illumination



## PureLine Horizon

PureLine Horizon is a specially designed luminaire for volumetric lighting with a path breaking system efficacy for closed office areas and guiding paths for corridors, walkways in the office environment.



Type	HSN Code	MRP (INR)
SP783P LED28S 865 PSU W5L120 OD WH	9405	9,400/-
SP783P LED33S 865 PSU W5L120 OD WH	9405	10,000/-
SP783P LED56S 865 PSU W5L240 OD WH	9405	18,800/-
SP783P LED66S 865 PSU W5L240 OD WH	9405	20,400/-
OD: Opal Diffuser		
CCT Options 4000K, 5700K		
Also available in DALI option		

## PureLine Pixel

PureLine Pixel is a slim profile luminaire, offering sleek and modern aesthetics for office environment. Luminaire is designed with advance lense for achieving volumetric lighting on vertical surfaces and also have an option of asymmetric distribution for wall grazing applications.



Type	HSN Code	MRP (INR)
SP683P LED18S-857 PSU W4L106 AS BK	9405	11,200/-
SP683X LED18S-857 PSU W4L106 AS BK	9405	11,000/-
SP683P LED22S-857 PSU W4L106 R24 BK	9405	11,000/-
SP683X LED22S-857 PSU W4L106 R24 BK	9405	10,800/-
SP683P LED22S-857 PSU W4L106 S50 BK	9405	11,000/-
SP683X LED22S-857 PSU W4L106 S50 BK	9405	10,800/-
SP683 EP40 Black	9405	400/-
P: Standalone, X: Continous, R24 : Round 24 Deg, S50 :Square 50X50, AS: Asymmetric, CCT Options 4000K, 3000K		

Available in 8ft and DALI, Option of White Housing on request Recessed Options available on request.



## DaySpace Suspended

DaySpace is a unique 2'X2' LED luminaire suitable suspended mounting. With options of using the back plate of users choice the fixture seamlessly blends into the office environment/ architecture and also declutters the ceiling with its unique design. DaySpace increases the perceived volume of a space, this luminaire is also ideal for lower ceilings and smaller spaces such as private offices and break out areas.



Type	HSN Code	MRP (INR)
SP740B LED30S/865 W60L60 PSU WH	9405	18,000/-
SP740B LED36S/865 W60L60 PSU WH	9405	19,000/-

BP740 L60W60 WH - White back plate as an optional additional accessory. CCT Options 4000K, 5700K and 6500K. Also available in DALI option

# PureLine Perfect Multiple Formations

## Linearity with continuity

PureLine Perfect is an aluminum extruded linear fixtures to align the linear lighting layout with the office architecture or create playful environments with shapes like L,Y,T & + etc. Multiple options of light distribution, run lengths and lumen packages for different application to choose from.

Description	PureLine Perfect Formations
System Lumen	1200/2200/2600 Lm( per 1.2 Meter)
Type	Standalone/Continuous
Width(mm)	50mm
Diffuser	Opal diffuser/Prismatic
Efficacy	>120 Lm/Watt
Light distribution	Down
End Cap	PDC
Housing	Extruded Aluminum, H-section
SDCM	<5
CCT	6500K/4000K/5700
CRI	>80
Finish	WH
Surge	4 KV
voltage	140-270
Ripple	< 5 %
EMI/EMC	compliant
Driver	PSU
Serviceability	Class B
Power factor	>.95
IP, IK	IP 20, IK02
LILO connector	Yes
THD	<10%
Life expectancy	L70B50 @ 50K @45 deg
Mounting type	Suspension/Conduit mounting



**Multiple Formation**  
Multiple array of patterns  
for different zones



**Best-in-class  
Energy Efficiency**  
System Efficacy 120 Lm/W



**Employee Comfort**  
Option of prismatic diffuser





### PureLine Perfect Nex Gen

Philips PureLine Perfect is a revolutionary innovation in 50mm linear lighting which offers unmatched ease of installation, easiest maintenance and the longest lasting linearity in the industry - making Philips PureLine Perfect a lighting solution with distinction. Available in 2ft, 4ft, 6ft & 8ft.



Type	HSN Code	MRP (INR)
SP780 H LED25S-6500 PSU W5L112 OD S1 WH	9405	6,400/-
SP780 H LED22S-6500 PSU W5L112 OD S1 WH	9405	6,200/-
SP780 H LED50S-6500 PSU W5L224 OD S1 WH	9405	11,400/-
SP780 H LED44S-6500 PSU W5L224 OD S1 WH	9405	11,000/-

CCT Options 4000K, 5700 & 6500K. Also available in DALI option. Diffuser Options available in Opal (OD) and prismatic (OC). Cut sheet, Snapfit and Rollon options available for Diffusers.

### PureLine Perfect Formations

Suspended 50mm aluminium extruded linear fixtures to align the linear lighting layout with the office architecture or create playful environment with shapes like Y,L,T & + etc. Multiple options of light distribution, run lengths and lumen packages for different application to choose from.




Type	HSN Code	MRP (INR)
SP780 HS LED23S/865 PSU W5 OC WH L CONN	9405	12,800/-
SP780 HS LED23S/865 PSU W5 OC WH PLUS CONN	9405	18,600/-
SP780 HS LED23S/865 PSU W5 OC WH T CONN	9405	17,400/-
SP780 HS LED35S/865 PSU W5 OC WH Y CONN	9405	20,600/-

CCT Options 4000K, 5700K and 6500K. Also available in DALI option. Diffuser options available in Opal (OD) and prismatic (OC). Cut sheet, Snapfit and Rollon options available for diffusers.

### PureLine Perfect Flare

PureLine Perfect is an elegant suspended lighting solution having Variable Lighting O/P ratio for upward and downward direction. The upward light O/P is designed with wide distribution >160°, available in 4ft and 8ft.



Type	HSN Code	MRP (INR)
SP781X HW LED33S/857 PSU W5L112 OC U3D7 WH	9405	12,800/-
SP781X HW LED27S/857 PSU W5L112 OC U3D7 WH	9405	12,400/-
SP781X HW LED33S/857 PSU W5L112 OC U7D3 WH	9405	12,600/-
SP781X HW LED27S/857 PSU W5L112 OC U7D3 WH	9405	12,400/-

CCT Options 4000K, 5700. Also available in DALI option

### PureLine Perfect Nex Gen Variable Ratio

PureLine Perfect Nex Gen Variable Ratio is an elegant suspended lighting solution having direct and indirect lighting distributions with percentage of up/down ratio.



Type	HSN Code	MRP (INR)
SP781X HW LED33S/857 PSU W5L112 OC U3D7 WH	9405	11,200/-
SP781X HW LED27S/857 PSU W5L112 OC U3D7 WH	9405	11,000/-
SP781X HW LED33S/857 PSU W5L112 OC U7D3 WH	9405	20,000/-
SP781X HW LED27S/857 PSU W5L112 OC U7D3 WH	9405	20,000/-

CCT Options 4000K, 5700K and 6500K.

### PureLine Slim Nex Gen

Suspended 50mm aluminium extruded linear lighting luminaires with superior white powder coated finish. Multiple options of light distribution, run lengths, RAL colours (MOQ shall be applicable) and lumen packages for different application to choose from.



Type	HSN Code	MRP (INR)
SP780P LED26S-6500 PSU W5L113 OD WH-S1	9405	6,400/-
SP780X LED22S-6500 PSU W5L113 OD WH-S1	9405	6,200/-
SP780P LED52S-6500 PSU W5L226 OD WH-S1	9405	11,400/-
SP780X LED44S-6500 PSU W5L226 OD WH-S1	9405	11,000/-

CCT Options 4000K, 5700K and 6500K, Also available in DALI option

### PureLine Slim Connectors & Decorative Shapes 50mm

Suspended 50mm aluminium extruded linear fixtures to align the linear lighting layout with the office architecture or create playful environments with shapes like square, hexagon, etc. Multiple options of light distribution, run lengths and lumen packages for different application to choose from.



Type	HSN Code	MRP (INR)
SP780P LED66S-6500 PSU W5 OD WH HX CONN	9405	27,000/-
SP780P LED48S-6500 PSU W5 OD WH X CONN	9405	19,250/-
SP780P LED44S-6500 PSU W5 OD WH SQ CONN	9405	16,000/-
SP780X LED48S-6500 PSU W5 OD WH + CONN	9405	24,500/-
SP780P LED36S-6500 PSU W5 OD WH Y CONN	9405	20,000/-
SP780X LED36S-6500 PSU W5 OD WH T CONN	9405	18,000/-
SP780X LED24S-6500 PSU W5 OD WH L CONN	9405	14,000/-

CCT Options 4000K and 6500K. Also available in DALI option. Diffuser Options available in Opal (OD) and prismatic (OC). Cut sheet, Snapfit and Rollon options available for diffusers.

### SmartBright Linear

SmartBright Linear provides an extremely durable and high efficacy yet cost effective linear solution surface mounted and suspended applications like offices, retail stores, metro stations, etc.



Type	HSN Code	MRP (INR)
SP095V LED40S 865 W7L120 PSU WH S1	9405	6,000/-
SP095V LED26S 865 W7L120 PSU WH S1	9405	5,500/-

CCT Options 4000K & 6500K

### Smart Bright Linear GEN 2

SmartBright Linear Gen2 provides an Efficient, aesthetic 50mm extremely durable with aluminium extruded housing with suitability for stand alone & continuous version using joining kits for rapid installation. Suitable for applications like offices, retail stores, metro stations, etc.



Type	HSN Code	MRP (INR)
SP170P LED25S-6500 PSU W5L113 OD WH	9405	8,000/-
SP170P LED50S-6500 PSU W5L226 OD WH	9405	14,000/-
SP170 W50 AC JB	-	-

CCT Options 4000K

### SmartBright Surface

Low height general purpose suspended/surface mounted LED luminaire with diffused optics offering perfect illumination for indoor space.



Type	HSN Code	MRP (INR)
SM270C LED 30S 6500 PSU WH	9405	5,500/-
SM270C LED 30S 4000 PSU WH	9405	5,500/-

### Full Glow Surface Mount-SM367

Surface mounted general purpose square shaped luminaire with low height CRCA housing and high transmissivity diffuser suitable for office application.



Type	HSN Code	MRP (INR)
SM367 LED25S-6500 G6 L54W54 PSU OD	9405	7,600/-
SM367 LED30S-6500 G6 L54W54 PSU OD	9405	7,800/-
SM367 LED36S-6500 G6 L54W54 PSU OD	9405	8,000/-
SM367 LED42S-6500 G6 L54W54 PSU OD	9405	8,200/-

CCT Options 4000K and 5700K.



## Recessed Mounted Luminaires

### DaySpace Recessed

DaySpace is a unique 2'X2' LED luminaire suitable for grid ceiling. With options of using the false ceiling tile or back plate of users choice the fixture seamlessly blends into the office environment/architecture and also declutters the ceiling with its unique design.




Type	HSN Code	MRP (INR)
RC740B LED30S/865 W60L60 WH	9405	14,500/-
RC740B LED36S/865 W60L60 WH	9405	15,500/-

BP740 L60W60 WH - White back plate as an optional additional accessory. CCT Options 4000K, 5700K and 6500K. Also available in DALI option.

### PowerBalance

PowerBalance exceeds the basic requirements for offices, as prescribed in the global workplace requirements. By balancing horizontal and vertical brightness and combining it with a low glare, PowerBalance creates an attractive environment in which both the entire space, plus the individual workspaces are perfectly lit.



Type	HSN Code	MRP (INR)
RC600B M LED25S-6500 PSU W30L120 WH	9405	11,500/-
RC600B M LED30S-6500 PSU W30L120 WH	9405	12,000/-
RC600B M LED40S-6500 PSU W30L120 WH	9405	12,500/-
RC600B M LED25S-6500 PSU W60L60 WH	9405	10,500/-
RC600B M LED30S-6500 PSU W60L60 WH	9405	11,000/-
RC600B M LED40S-6500 PSU W60L60 WH	9405	11,500/-

CCT Options 4000K and 6500K. Also available in DALI option. IAO options also available on request.



### WingLine

Recessed mounted general purpose square shaped luminaire with high transmittivity diffuser suitable for office application. Available in options of white & grey housing with profiled & flat diffuser.



Type	HSN Code	MRP (INR)
RC480B LED30S/865 W60L60 PSU WH	9405	4,800/-

CCT Options 4000K and 6500K. Also available in DALI option. IAO options also available on request.

### FullGlow G6

FullGlow G6 comes with an all new deep drawn housing general illumination applications. Our carefully designed driver with THD < 10%. FullGlow G6 also comes with a long service life and almost complete freedom from maintenance significantly reduce operating costs.



Type	HSN Code	MRP (INR)
RC380B LED25S-6500 G6 L60W60 PSU OD S1	9405	4,000/-
RC380B LED30S-6500 G6 L60W60 PSU OD S1	9405	4,400/-
RC380B LED36S-6500 G6 L60W60 PSU OD S1	9405	4,800/-
RC380B LED42S-6500 G6 L60W60 PSU OD S1	9405	5,200/-

CCT Options 4000K, 5700K and 6500K. Also available in DALI option. Also Available in Prismatic Diffuser (Office Compliant). Interact Office and Interact Pro options also available on request.

### SmartGlow

SmartGlow is an intelligent office lighting recessed luminaire with built in PIR occupancy sensor offering flexibility of auto switching off when the space is not occupied.



Type	HSN Code	MRP (INR)
RC383B P LED 36S-6500 G6 PSU OD WH PIR P	9405	6,000/-



### PureLine TechZone G2

PureLine TechZone is offered in two versions suitable for 150mm & 100mm technical zones. Sturdy extruded aluminium housing with sliding PC diffuser offering uniform lighting distribution. CRCA endcaps and external gear for ease of maintenance.



Type	HSN Code	MRP (INR)
RC810B LED26S 6500 PSU W10L120 OD WH	9405	7,900/-
RC810B LED30S 6500 PSU W10L120 OD WH	9405	7,900/-
RC810X LED20S 6500 PSU W10L120 OD WH	9405	7,900/-
RC810B LED52S 6500 PSU W10L240 OD WH	9405	15,300/-
RC810X LED40S 6500 PSU W10L240 OD WH	9405	15,800/-
RC810B LED26S 6500 PSU W15L120 OD WH	9405	9,100/-
RC810B LED30S 6500 PSU W15L120 OD WH	9405	9,100/-
RC810X LED20S 6500 PSU W15L120 OD WH	9405	9,100/-
RC810B LED52S 6500 PSU W15L240 OD WH	9405	18,200/-
RC810X LED40S 6500 PSU W15L240 OD WH	9405	18,500/-

Accessories		
RC810 W10 Endplate		250/-
RC810 W15 Endplate		350/-

CCT Options 4000K and 6500K. Also available in DALI option. Interact Office and Interact Pro options also available on request.

### PureLine Slim Recessed 50mm

Recessed mounted 50mm aluminium extruded linear lighting luminaires with superior white powder coated finish. Multiple options of light distribution, run lengths and lumen packages for different application to choose from.



Type	HSN Code	MRP (INR)
RC780X LED12S-6500 PSU W5L56 OD WH	9405	4,800/-
RC780B LED26S-6500 PSU W5L113 OD WH	9405	7,800/-
RC780X LED22S-6500 PSU W5L113 OD WH	9405	7,600/-
RC780X LED26S-6500 PSU W5L113 OD WH	9405	7,700/-
RC780X LED44S-6500 PSU W5L226 OD WH	9405	14,600/-
RC780X LED52S-6500 PSU W5L226 OD WH	9405	14,700/-
RC780B LED52S-6500 PSU W5L226 OD WH	9405	15,000/-

CCT Options 4000K. Also available in DALI option. Interact Office and Interact Pro options also available on request.

### Recessed Troffer G6

Fully diffused recessed mounted 2'X2' LED luminaire with high transmissive diffuser suitable for indoor spaces.



Type	HSN Code	MRP (INR)
RC370B LED30S-6500 G6 L60W60 PSU OD V3	9405	4,200/-
RC370B LED36S-6500 G6 L60W60 PSU OD V3	9405	4,500/-

CCT Options 4000K, 5700K and 6500K. Also Available in Prismatic Diifuser (Office Compliant).

### FullGlow 1'x4'

Fully diffused recessed mounted 1'X4' LED luminaire with high transmittive diffuser suitable for indoor spaces with CRI 80 and multiple lumen packs.



Type	HSN Code	MRP (INR)
RC380B LED30S-6500 G5 L12W3 PSU OD	9405	6,500/-
RC380B LED36S-6500 G5 L12W3 PSU OD	9405	7,500/-
RC380B LED43S-6500 G5 L12W3 PSU OD	9405	8,500/-

CCT Options 4000K. Also available in DALI option. Also Available in Prismatic Diifuser (Office Compliant). Interact Office and Interact Pro options also available on request



## Commercial Battens

### SmartBright Xtra S4

Industrial Batten SmartBrite BN100 S4 expands the application scope of BN100 Batten family with upgraded specification and additional features ensuring sustained lighting performance in harsh conditions. This all new S4 version is available in IP40 ingress rating and THD<10%.



Type	HSN Code	MRP (INR)
BN100C LED40S-6500 PSU L120 GR S4	9405	2,500/-
BN100C LED20S-6500 PSU L120 GR S4	9405	2,400/-

CCT Options 4000K and 6500K

### Essential SmartBright Batten

Essential SmartBright is a light weight and screw-less linear batten with high efficacy for modern commercial applications. The luminaire comprises of extruded aluminum housing offering superior finish, long life and high transitivity polycarbonate diffuser resulting in high efficacy and uniform lighting. The same is also available in IP40 version on request.



Type	HSN Code	MRP (INR)
BN170C LED40S-6500 PSU L120	9405	1,700/-
BN170C LED20S-6500 PSU L120	9405	1,100/-

CCT Options 4000K and 6500K

### Essential Smartbright MW

Essential SmartBright MW batten is an Intelligent Standalone solution with micro wave sensors for movement detection. With factory set dimming profiles of 50% and 100%, light dims to these levels in case occupancy is not detected.



Type	HSN Code	MRP (INR)
BN170C LED40S-6500 MW D50 L120 S1 L1	9405	2,200/-
BN170C LED40S-6500 MW D0 L120 S1 L1	9405	2,200/-
BN170C LED20S-6500 MW D50 L120 S1 L1	9405	1,800/-
BN170C LED20S-6500 MW D0 L120 S1 L1	9405	1,800/-

CCT Options 4000K and 6500K



## Downlights & Spotlights

### LuxSpace Pro

LuxSpace Pro is a deep recessed downlight range with extremely low glare and high quality faceted reflector for superior lighting and aesthetics. The range is available in medium beam and wide beam optics for both standard and high ceiling applications.



Type	HSN Code	MRP (INR)
DN590B LED6S-6500 PSU WH	9405	7,000/-
DN590B LED10S-6500 PSU WH	9405	7,200/-
DN590B LED15S-6500 PSU WH	9405	9,800/-
DN590B LED20S-6500 PSU WH	9405	10,000/-

CCT Options - 5700K, 4000K, 3000K. Beam Angle Option: MB and WB. Available in Dali also at additional cost

### GreenPerform Sleek

GreenPerform Sleek is a high performance low-height LED downlighter suited for requirements of any modern professional workspace. Robust PDC housing ensures long system. Narrow rim renders a pleasing aesthetic look.



Type	HSN Code	MRP (INR)
DN295B LED6S-6500 PSU WH	9405	1,400/-
DN295B LED10S-6500 PSU WH	9405	1,700/-
DN296B LED12S-6500 PSU WH	9405	2,100/-
DN296B LED15S-6500 PSU WH	9405	2,500/-
DN296B LED20S-6500 PSU WH	9405	3,000/-

CCT options: 4000K, 5700K, 3000K. Available in DALI also At INR 3500/- additional on fixed output (PSU) MRP. Office compliant variant with UGR<19 - Soft Glow (SG). (MRP~INR 500/- additional for SG option).

### GreenPerform Sleek G2

GreenPerform Sleek is a high performance low-height LED downlighter suited for requirements of any modern professional workspace. Robust PDC housing ensures long system. Narrow rim renders a pleasing aesthetic look.



Type	HSN Code	MRP (INR)
DN295B LED6S-6500 PSE WH S2	9405	1,100/-
DN295B LED10S-6500 PSE WH S2	9405	1,250/-
DN296B LED12S-6500 PSE WH S2	9405	1,600/-
DN296B LED15S-6500 PSE WH S2	9405	2,200/-
DN296B LED20S-6500 PSE WH S2	9405	2,600/-

CCT options: 4000K, 5700K, 3000K.

### Sleek Surface

Slim profile sophisticated surface mounted downlight with option of 700 to 2000 lumen for multipurpose applications.



Type	HSN Code	MRP (INR)
SM250/260 LED7S 6500 PSU WH	9405	1,100/-
SM250/260 LED12S 6500 PSU WH	9405	1,200/-
SM251/261 LED16S 6500 PSU WH	9405	1,750/-
SM251/261 LED20S 6500 PSU WH	9405	1,950/-

CCT Options - 4000K, 3000K. SM250/251 refers to round form factor. SM260/261 refers to square form factor.

### GreenPerform Dusk

A deep recessed downlight for comfort on eye suitable for versatile applications such as offices, retail, hospitality etc. The product has minimal aesthetic with the narrow rim which makes it a beautiful choice for all kind interior.



Type	HSN Code	MRP (INR)
DN495 LED6S-6500 PSU WH	9405	1,800/-
DN495 LED10S-6500 PSU WH	9405	1,800/-
DN496 LED12S-6500 PSU WH	9405	2,100/-
DN496 LED15S-6500 PSU WH	9405	2,100/-
DN496 LED20S-6500 PSU WH	9405	2,100/-

CCT Options - 4000K, 3000K

### ArchSpace

ArchSpace is the perfect choice when it comes to surface and suspended cylindrical downlighting applications such as those in retail, offices, hotels, lobbies and school/universities etc. With its differentiated aesthetics of extruded aluminium housing and a superior powder coated finish, multiple choices of lumen packs, two diameters, flexible height\*, uniform lighting distribution and superior features of driver make archSpace an undisputed winner when it comes to the surface/cylindrical downlight category.



Type	HSN Code	MRP (INR)
SP320P LED20S-6500 PSU NB DIA100 WH	9405	4,800/-
SP320P LED15S-6500 PSU NB DIA100 WH	9405	4,600/-
SP320P LED10S-6500 PSU ENB DIA100 WH	9405	4,300/-
SP320P LED6S-6500 PSU ENB DIA100 WH	9405	4,100/-
SP320P LED20S-6500 PSU NB DIA80 WH	9405	4,600/-
SP320P LED15S-6500 PSU NB DIA80 WH	9405	4,300/-
SP320P LED10S-6500 PSU ENB DIA80 WH	9405	4,100/-
SP320P LED6S-6500 PSU ENB DIA80 WH	9405	3,800/-

Available in black housing at same MRP. CCT Option available in 3000, 4000.

### Sleek Surface Pro

Sleek Surface Pro is a rugged yet stylish metal surface mounted downlighter suitable for different open ceiling applications. Wide range of lumen packs and CCTs make it suitable for most of the indoor applications.



Type	HSN Code	MRP (INR)
SM295C LED 6S-6500 PSU WH	9405	1,700/-
SM295C LED10S-6500 PSU WH	9405	1,800/-
SM296C LED12S-6500 PSU WH	9405	2,200/-
SM296C LED15S-6500 PSU WH	9405	2,300/-
SM296C LED20S-6500 PSU WH	9405	2,400/-

CCT Options - 4000K, 3000K



## ArchSpace Pro

ArchSpace Pro comes with huge benefits such as differentiated aesthetics, multiple choices of lumen packs, 3 types of optical distribution suitable for different applications, both surface and suspended mounting options and power packed by superior performance features like 50K burning hours, THD<10%, Dali dimmable option and EMI/EMC compliance, which make the product robust and reliable for all kind of projects.



Type	HSN Code	MRP (INR)
SP321P LED20S-5700 PSU NB DIA100 WH	9405	6,000/-
SP321P LED15S-5700 PSU NB DIA100 WH	9405	5,800/-
SP321P LED10S-5700 PSU ENB DIA100 WH	9405	5,600/-
SM321P LED20S-5700 PSU NB DIA100 WH	9405	6,000/-
SM321P LED15S-5700 PSU NB DIA100 WH	9405	5,800/-
SM321P LED10S-5700 PSU ENB DIA100 WH	9405	5,600/-

CCT Options of 3000K, 4000K & 5700K. DALI Option at INR 4800 extra on MRP for fixed Output. Beam Angle options of 24°, 36°, 60°

# Track & Spotlights

## GreenSpace Flex

GreenSpace Flex is a modular range of downlights, with extremely low glare. The range is available in narrow beam (15°), medium beam (24°) and wide beam (38°) optics, suitable for different applications & ceiling heights.



Type	Trims	HSN Code	MRP (INR)
RS378Z M102 D150 S-S AJ D		9405	6,000/-
RS378Z M102 D150 R-R FX D		9405	6,000/-
RS378Z M102 D150 R-R AJ D		9405	6,000/-
RS378Z M87 D130 R-R AJ D		9405	4,000/-
RS378Z M87 D130 R-R AJ		9405	3,700/-
RS378Z M87 D125 S-S AJ D		9405	5,000/-
RS378Z M87 D125 R-R FX D		9405	5,000/-
RS378Z M87 D125 R-R AJ D		9405	5,000/-
RS378Z M87 D115 S-R AJ		9405	4,000/-
RS378Z M87 D115 R-R AJ		9405	4,000/-
RS378Z M87 D110 R-R FX D		9405	2,700/-
RS378Z M70 D110 R-R AJ D		9405	3,400/-
RS378Z M70 D110 R-R AJ		9405	3,200/-
RS378Z M55 D102 R-R FX D		9405	3,600/-
RS378Z M55 D102 R-R AJ D		9405	3,600/-
RS378Z M70 D95 S-R AJ		9405	3,000/-
RS378Z M55 D95 R-R AJ D		9405	2,600/-
RS378Z M55 D95 R-R AJ		9405	2,500/-
RS378Z M70 D90 R-R FX D		9405	2,000/-
RS378Z M55 D90 S-R AJ		9405	2,000/-
RS378Z M55 D90 R-R AJ		9405	2,000/-
RS378Z M70 D100 S-S AJ D		9405	5,000/-
RS378Z M70 D100 R-R FX D		9405	4,000/-
RS378Z M70 D100 R-R AJ D		9405	4,000/-
RS378Z M55 D92 R-R FX D		9405	3,200/-
RS378Z M55 D92 R-R AJ D		9405	3,200/-
RS378Z M55 D85 R-R AJ		9405	2,300/-
RS378Z M55 D80 S-R AJ		9405	3,000/-

Also available in 4000K

Type	Trims	HSN Code	MRP (INR)
RS378Z M55 D80 R-R AJ		9405	3,000/-
RS378Z M55 D78 S-S AJ D		9405	2,800/-
RS378Z M55 D78 R-R FX D		9405	2,900/-
RS378Z M55 D78 R-R AJ D		9405	2,800/-
RS378Z M55 D75 S-U AJ		9405	1,600/-
RS378Z M55 D75 S-S FX		9405	1,600/-
RS378Z M55 D75 R-U AJ		9405	1,600/-
RS378Z M55 D75 R-R FX		9405	1,500/-
RS378Z M55 D75 R-R AJ		9405	1,800/-
RS378Z M55 D70 S-R AJ		9405	1,700/-
RS378Z M55 D70 R-R AJ		9405	1,600/-
RS378Z M43 D65 S-R AJ		9405	3,000/-
RS378Z M43 D65 R-R AJ		9405	3,000/-
RS378Z M55 D60 R-R FX		9405	1,400/-
RS378Z M43 D55 R-U AJ		9405	2,000/-
RS378Z M43 D55 R-R FX D		9405	3,000/-
RS378Z M43 D55 R-R AJ D		9405	3,000/-
RS378Z M43 D55 R-R AJ		9405	2,000/-

Type	Trims	HSN Code	MRP (INR)
RS378B MR16 D102 R-R AJ D		9405	4,200/-
RS378B MR16 D102 R-R FX D		9405	4,200/-
RS378B MR16 D78 R-R AJ D		9405	3,300/-
RS378B MR16 D78 R-R FX D		9405	2,700/-
RS378B MR16 D78 S-S AJ D		9405	3,400/-
RS378B MR16 D92 R-R AJ D		9405	3,800/-
RS378B MR16 D92 R-R FX D		9405	3,800/-

Type	LED Modules	HSN Code	MRP (INR)
RS378 P6 927 PSU-E MB M55		9405	3,100/-
RS378 P6 927 PSU-E NB M55		9405	3,100/-
RS378 P6 927 PSU-E WB M55		9405	3,100/-

Nomenclature for LED modules Pxy = xy Watts (P6 = 6W), available in 6W to 42W. CCT option 2700K, 3000K & 4000K available with 90 CRI in all LED modules. Option of NB, MB, WB in all LED Modules. PSD also available with additional cost

### TrueFashion Tracks

TrueFashion is a dedicated spot family answering to the specific needs of fashion retailers. These miniaturised spots with clean and file detailing offer contemporary design and blend seamlessly into the store interior. Truefashion provides the best quality of light by using lenses to optimize the contrasts within the store.



Type	HSN Code	MRP (INR)
ST700T LED10 930PC PSU MB 1C WH IN	9405	8,500/-
ST700T LED10 930PC PSU NB 1C WH IN	9405	8,500/-
ST700T LED10 930PC PSU WB 1C WH IN	9405	8,500/-
ST700T LED20 930PC PSU MB 1C WH HB IN	9405	8,000/-
ST700T LED20 930PC PSU MB 1C WH IN	9405	8,000/-
ST700T LED20 930PC PSU NB 1C WH IN	9405	8,000/-
ST700T LED20 930PC PSU WB 1C WH IN	9405	8,000/-
ST700T LED30 930PC PSU MB 1C WH IN	9405	9,500/-
ST700T LED30 930PC PSU WB 1C WH IN	9405	9,500/-
ST700T LED30 930PW PSD VLC MB WH IN	9405	18,500/-
ST700T LED30 930PW PSD VLC WB WH IN	9405	18,500/-
ST700T LED30 930PW PSU MB 3C WH IN	9405	9,100/-
ST700T LED30 930PW PSU WB 3C WH IN	9405	9,100/-
ST700T LED40 930PC PSU MB 1C WH HB IN	9405	11,500/-
ST700T LED40 930PC PSU MB 1C WH IN	9405	10,000/-
ST700T LED40 930PC PSU WB 1C WH IN	9405	10,000/-

Housing color options of white and black. Dali and VLC options also for specific SKUs.

### EcoAccent Track

Track mounted accent lighting luminaire in pressure diecast housing with two options of lumen pack. Track of 1M and 2M available to be ordered separately.



Type	HSN Code	MRP (INR)
ST271T LED20/830 PSU-E MB 1C BK	9405	6,500/-
ST271T LED40/830 PSU-E MB 1C BK	9405	7,000/-

Available in narrow, medium and wide beam optics with CCT option of 3000K, 4000K, 5000K.

### EcoAccent Spot

Recessed mounted accent lighting luminaire with diecast aluminium heat sink and sand grain finishing reflector, available in two lumen packs with option of DALI dimmable driver.



Type	HSN Code	MRP (INR)
RS271B LED20/830 PSU-E MB WH	9405	6,500/-
RS271B LED40/830 PSU-E MB WH	9405	6,500/-
RS271B LED20/830 PSD MB WH	9405	7,500/-
RS271B LED40/830 PSD MB WH	9405	8,000/-

Available in narrow, medium and wide beam optics with CCT option of 3000K, 4000K, 5000K. Housing color option of White and Black

### SmartBright Accent Pro

Deep recessed accent lighting luminaire in adjustable and fixed with COB LED, flexible to suit your style and different applications with multiple color options for trims.



Type	HSN Code	MRP (INR)
RS362B LED6S/930 PSU NB WH	9405	On Demand
RS362B LED10S/930 PSU NB WH	9405	On Demand
RS362B LED16S/930 PSU NB WH	9405	On Demand
RS361B LED6S/930 PSU NB WH-WH	9405	On Demand
RS361B LED10S/930 PSU NB WH-WH	9405	On Demand
RS361B LED16S/930 PSU NB WH-WH	9405	On Demand

RS362B series is Adjustable, RS261B is Fixed; CCT Options - 6500K, 4000K, 3000K

#### Accessories

Type	HSN Code	MRP (INR)
AC362 6S White	9405	On Demand
AC362 10S White	9405	On Demand
AC362 16S White	9405	On Demand

Accessories are with Adjustable type only, have to be purchased along with adjustable luminaire; Available in color Silver, Chrome, Gold, Rose Gold, Black



## SmartBright Accent

Accent lighting luminaire in three range with COB LED, flexible to suit your style and different applications. Aluminium housing ensures better thermal management.



Type	HSN Code	MRP (INR)
RS262B LED6S/865 PSU MB WH	9405	1,650/-
RS262B LED10S/865 PSU MB WH	9405	2,020/-
RS262B LED15S/865 PSU MB WH	9405	3,540/-
RS262B LED20S/865 PSU MB WH	9405	4,100/-
RS262B LED30S/865 PSU MB WH	9405	4,630/-
RS263B LED8S/865 PSU MB WH	9405	2,020/-
RS263B LED15S/865 PSU MB WH	9405	3,030/-
RS263B LED20S/865 PSU MB WH	9405	3,920/-
RS263B LED36S/865 PSU MB WH	9405	4,900/-
RS261B LED6S/865 PSU MB WH	9405	1,520/-
RS261B LED10S/865 PSU MB WH	9405	1,900/-
RS261B LED20S/865 PSU WB WH	9405	3,300/-
RS261B LED25S/865 PSU VWB WH	9405	4,040/-
RS261B LED30S/865 PSU VWB WH	9405	5,310/-

RS262B series is Adjustable, RS263B is Zoom and RS261B is Fixed; CCT Options - 6500K, 4000K, 3000K



## Cove Lights

### Flex Cove G5 Pro

Flex Cove G5 LED strip is the professional solution, ideal for application in retail, hospitality & offices. Available in IP20 and IP44 versions, with long system life of 30000 burning hours and 50000 burning hours (on demand). Mounting accessories including Al channel, PC diffuser, leader cable & mounting clips available for order separately.

\*Driver to be ordered seperately



Type	HSN Code	MRP (INR)
LS170S LED8 827 IP20 L5000 PRO	9405	On Demand
LS170S LED8 S 827 IP20 L5000 PRO	9405	On Demand
LS170S LED12 827 IP20 L5000 PRO	9405	On Demand
LS170S LED16 827 IP20 L5000 PRO	9405	On Demand
LS170S LED20 927 IP20 L5000 PRO	9405	On Demand
LS170S LED8 RGBW IP44 L5000 PRO	9405	On Demand
LS170S LED10 TNW IP44 L5000 PRO	9405	On Demand
LS170S LED20 940 IP20 L5000 HE PRO L	9405	On Demand
LS170S LED20 930 IP20 L5000 HE PRO L	9405	On Demand
AC170Z connector with leader PRO	9405	On Demand
AC170Z connector PRO	9405	On Demand
AC170Z mounting clip IP44 TNW RGBW	9405	On Demand
AC170Z End cap IP44 TNW RGBW	9405	On Demand

Available in CCT option of 2700K, 4000K, 6500K in IP20 and IP44. CRI 90 available on demand.



## Flex Cove G5

Flex Cove G5 LED strip is the professional solution, ideal for application in retail, hospitality & offices. Available in IP20 and IP44 versions, with long system life of 30000 burning hours. Mounting accessories including AI channel, PC diffuser, leader cable & mounting clips available for order separately.



\*Driver to be ordered separately

Type	HSN Code	MRP (INR)
LS170S LED4 827 IP20 L5000 G2	9405	On Demand
LS170S LED8 827 IP20 L5000 G2	9405	On Demand
LS170S LED8 S 827 IP20 L5000 G2	9405	On Demand
LS170S LED12 827 IP20 L5000 G2	9405	On Demand
LS170S LED16 827 IP20 L5000 G2	9405	On Demand

Available in CCT option of 2700K, 4000K, 6500K in IP20 and IP44. CRI 90 available on demand.

Type	HSN Code	MRP (INR)
AC170Z mounting clip IP20 LED20	9405	On Demand
AC170Z connector with leader cable IP44	9405	On Demand
AC170Z connector with leader cable IP20	9405	On Demand
AC170Z connector IP44	9405	On Demand
AC170Z connector IP20	9405	On Demand
AC170Z End cap IP44	9405	On Demand
AC170Z mounting clip IP44	9405	On Demand
AC170Z mounting clip IP20	9405	On Demand
AC170Z surface mount triangle L1000	9405	On Demand
AC170Z surface mount High H L1000	9405	On Demand
AC170Z surface mount Low H L1000	9405	On Demand
AC170Z recessed High H L1000	9405	On Demand
AC170Z recessed Low H L1000	9405	On Demand



## Trunking

### Smart Bright Trunking

Trunking based solution for supermarkets and industrial applications with high ceilings requiring continuous linear installations. Available in two different lumen packs and multiple option of trunk lengths. Accessories needs to be ordered separately.



Type	HSN Code	MRP (INR)
<b>LED Inserts</b>		
LL188X 1XDLED40-6500 PSU OD WH	9405	3,900/-
L188X 1XDLED60-6500 PSU OD WH	9405	4,700/-
<b>Trunk</b>		
TTX188/02 40LED CR WH	9405	3,400/-
TTX188/02 60LED CR WH	9405	3,600/-
TTX188/02 LED AL WH	9405	4,500/-
<b>End Plate</b>		
TTX188/02 40LED CR WH	9405	300/-
ZTX188 EP 60LED WH	9405	350/-

### Optimus LED Trunking

Trunking based solution for large open areas with high ceiling requiring continuous linear installation. Luminaire is snap fit mount on trunking system, available in two lumen packs. Accessories need to be additionally ordered.



Type	HSN Code	MRP (INR)
LL199X 1XDLED40-6500 PSE OD WH IP54 G2 HE	9405	5,000/-
LL199X 1XDLED40-6500 PSE OD WH IP54 G2	9405	4,600/-
LL199X 1XDLED40-6500 PSE OD WH IP54 G2 SE	9405	4,300/-
LL199X 1XDLED50-6500 PSE OD WH IP54 G2 HE	9405	5,500/-
TTX 199/01 LED G2	9405	2,200/-
TTX 199/02 LED G2	9405	3,600/-
TTX 199/03 LED G2	9405	5,600/-
ZTX200 EP G2	9405	200/-

CCT option 4000K and 5700 K.



# Indoor Industrial

---



## Highbays

### Green Perform Prime Gen 2

GreenPerform Prime G2 is a highbay designed to deliver excellent efficiency at 160lm/w and right optics suited for various applications. Offering excellent beam and glare control, this highbay offers an unmatched lighting experience. Green Perform Prime G2 not only provides assured performance, it is also a stylish fit for any facility.



Type	HSN Code	MRP (INR)
BY615P LED100S 5700 NB PSU GR	9405	17,000/-
BY615P LED100S 5700 WB PSU GR	9405	17,000/-
BY615P LED150S 5700 NB PSU GR	9405	18,000/-
BY615P LED150S 5700 WB PSU GR	9405	18,000/-
BY616P LED200S 5700 NB PSU GR	9405	22,000/-
BY616P LED200S 5700 WB PSU GR	9405	23,500/-
BY616P LED250S 5700 NB PSU GR	9405	23,000/-
BY616P LED250S 5700 WB PSU GR	9405	25,300/-
BY617P LED300S 5700 NB PSU GR	9405	27,000/-
BY617P LED250S 5700 ENB PSU GR	9405	29,000/-

### Green Perform Prime Gen 2 DALI

Green Perform Prime G2 DALI is a highbay designed to deliver excellent efficiency at 160lm/w and right optics suited for various applications. Offering excellent beam and glare control, this highbay offers an unmatched lighting experience. Green Perform Prime Gen 2 DALI not only provides assured performance, it is also a stylish fit for any facility along with added value of Integrating with lighting controls for energy management, monitoring and asset management.



Type	HSN Code	MRP (INR)
BY615P LED100S 57 NB PSD GR	9405	35,000/-
BY615P LED100S 57 WB PSD GR	9405	35,000/-
BY615P LED150S 57 NB PSD GR	9405	37,000/-
BY615P LED150S 57 WB PSD GR	9405	37,000/-
BY616P LED200S 57 NB PSD GR	9405	40,000/-
BY616P LED200S 57 WB PSD GR	9405	40,000/-
BY616P LED250S 57 NB PSD GR	9405	47,000/-
BY616P LED250S 57 WB PSD GR	9405	47,000/-
BY617P LED300S 57 NB PSD GR	9405	51,000/-
BY617P LED300S 57 ENB PSD GR	9405	51,000/-



### GreenPerform Prime

GreenPerform Prime is a new age highbay range that offers an industry leading efficacy of 150Lm/W specially designed to deliver unmatched performance in adverse industrial environments with its robust housing design and cater to diverse applications with multiple options of beam angles.



Type	HSN Code	MRP (INR)
BY515P LED100S 5700 NB S1 PSU GR	9405	13,000/-
BY515P LED150S 5700 NB S1 PSU GR	9405	15,000/-
BY515P LED200S 5700 NB S1 PSU GR	9405	17,000/-
BY515P LED250S 5700 NB S1 PSU GR	9405	22,000/-

### Durabay Prime

Durabay Prime is IP66 & IK08 protected next gen midbay solution with PDC housing, delivers uniform light distribution with both NB & WB optics.



Type	HSN Code	MRP (INR)
BY225P LED130S CW SYN B PSU FG GR V2	9405	15,000/-
BY225P LED130S CW SYWB PSU FG GR V2	9405	15,000/-
BY225P LED104S CW SYN B PSU FG GR V2	9405	12,000/-
BY225P LED104S CW SYWB PSU FG GR V2	9405	12,000/-

Also available in NW/WW version.

### Mini 200

Mini 200 is an intuitive under canopy luminaire suitable for petrol station, sport complex, community center lighting available with options of recessed mounting frame & I bolt version. It has PDC housing, IP66 & IK08 protection & precision control optics.



Type	HSN Code	MRP (INR)
BY286V LED100S CW M3-S60 PSU FG WH V2	9405	12,000/-

Also available in DALI version.



### Urban Linea

Philips Urban Linea with its uniform illumination and outstanding output, helps fuel stations create an aesthetic ambience for customers where they feel refreshed, livelier and safe. With its extruded aluminium housing, high efficacy, high efficiency polycarbonate diffuser, IP66 ingress protection and IK08 impact resistance coupled with the linear and sleek form factor.



Type	HSN Code	MRP (INR)
BY500B LED88S-865 PSU W7L240 OD WH S1	9405	13,500/-
BY500B LED88S-865 PSU W7L240 OD WH S2	9405	15,000/-

Also available in 5700K

### PureSpace CleanRoom Range

PureSpace is a comprehensive CleanRoom luminaires range with options for bottom opening, top opening, 2'x2' as well 1'x4'.



Type	HSN Code	MRP (INR)
CR652B LED60S-6500 PSU CA TO W30L120 WH	9405	18,000/-
CR652B LED36S-6500 PSU CA BO W30L120 WH	9405	15,000/-
CR652B LED36S-6500 PSU CA TO W60L60 WH	9405	13,000/-
CR652B LED60S-6500 PSU CA TO W60L60 WH	9405	16,000/-
CR652B LED80S-6500 PSU CA TO W60L60 WH	9405	18,000/-
CR652B LED36S-6500 PSU CA BO W60L60 WH	9405	12,500/-
CR652B LED60S-6500 PSU CA BO W60L60 WH	9405	15,000/-
CR652B LED80S-6500 PSU CA BO W60L60 WH	9405	17,500/-

CCT options: 6500K and 4000K. Also available in DALI option at additional INR 3000/- on MRP.



## LED Bulkhead & Wellglass

### DuraLED Pro Well Glass

DuraLed Pro Well Glass is a PDC Aluminium Housing with PC diffuser with robust construction and high specifications for sustained lighting performance in harsh conditions. Product is designed for Ingress protection of IP65 and Impact resistance of IK08 with Eye Bolt and Cradle mounting assembly options.



Type	HSN Code	MRP (INR)
BY202P LED43S CW PSU PC	9405	3,600/-
BY202P LED43S CW PSU PC SPD	9405	4,100/-
BY202P LED 43S CW PSU PC LILO	9405	3,800/-
BY202P LED 43S CW PSU PC SPD LILO	9405	4,300/-
BY203P LED83S CW PSU PC	9405	7,400/-
BY203P LED83S CW PSU PC SPD	9405	7,900/-
BY203P LED83S CW PSU PC LILO	9405	7,700/-
BY203P LED83S CW PSU PC SPD LILO	9405	8,100/-
Spare-35W Well Glass Cradle Assembly		
Spare-70W Well Glass Cradle Assembly		

Available in 4000 K on Request and MOQ shall be applicable  
Also available in Cradle Version. Cradle has to be ordered separately

### Endura LED Bulkhead

Pressure die cast housing LED bulkhead with IP66 protection and IK09 impact resistance suitable for surface and wall mounting applications.



Type	HSN Code	MRP (INR)
WT202W LED6S CW PSU S3 PC	9405	2,000/-
WT202W LED6S NW PSU S3 PC	9405	2,000/-
WT202W LED10S CW PSU S3 PC	9405	2,200/-
WT202W LED10S NW PSU S3 PC	9405	2,200/-

### VistaGlow

Robust & reliable LED bulkhead with IP65 protection & IK08 impact resistance suitable for surface and wall mounting applications.



Type	HSN Code	MRP (INR)
WT140W LED7S CW PSU S1 PC	9405	999/-
WT140W LED7S NW PSU S1 PC	9405	999/-

## Industrial Battens

### Endura LED Next

With Philips Endura Next, customers have an industrial batten lighting solution that makes a valuable contribution to the profitability of their business, providing both operational and maintenance cost savings. This unique solution comes with a wide range of intelligent (DALI, PIR movement detection) and networkable options such as Interact IoT enabled platform (both in wired & wireless options). No matter what your requirement is "Endura Next" comes with endless possibilities in this era of connected lighting and is specifically designed to minimize downtime in operations. Flicker free, high efficiency and robust industrial batten family suitable for surface, wall and conduit mounting.



Type	HSN Code	MRP (INR)
BN308C LED20S-6500 L60 PSU WH	9405	1,900/-
BN308C LED20S-6500 L120 PSU WH	9405	1,950/-
BN308C LED40S-6500 L120 PSU WH	9405	3,200/-
BN308C LED60S-6500 L120 PSU WH	9405	4,400/-
BN308C LED40S-6500 L120 PSD WH	9405	4,500/-
BN308C LED20S-6500 L120 PIR WH	9405	2,950/-
BN308C LED40S-6500 L120 PIR WH	9405	4,200/-
BN308C LED60S-6500 L120 PIR WH	9405	5,400/-

Mounting Accessories		
AC308C MB S/A	9405	100/-
AC308P MB S/A	9405	100/-



### TMC 502

#### Mounting rail for TLED lamps

Functional and decorative general purpose basic battens for LED tubes. For surface mounting on the wall or ceiling. The channel has a single piece construction made of powder coated white CRCA sheet steel, eliminating spot welds & hence rust free. The aesthetically designed lamp-holder brackets are side-in-type for ease of installation/ maintenance.



Type	HSN Code	MRP (INR)
TMC 502 1xT-LED 22W	9405	600/-
TMC 502 2xT-LED 22W	9405	800/-

### TMC 100

#### Mounting rail for TLED lamps

The channel has a single piece construction made of powder coated white CRCA sheet steel, eliminating spot welds & hence rust free. The aesthetically designed lamp-holder brackets are side-in-type for ease of installation/ maintenance.



Type	HSN Code	MRP (INR)
TMC100 1xTLED 13-20w WH	9405	550/-
TMC100 2xTLED 13-20w WH	9405	750/-



## Waterproof LED Luminaires

### Essential SmartBright IP65 Batten

Essential SmartBright batten provides the opportunity to the customers to upgrade to a superior quality IP65 batten assuring high performance in harsh industrial environments.



Type	HSN Code	MRP (INR)
WT150C LED 20S 6500 PSU L120	9405	2,800/-
WT150C LED 20S 4000 PSU L120	9405	2,800/-
WT150C LED 40S 6500 PSU L120	9405	3,800/-
WT150C LED 40S 4000 PSU L120	9405	3,800/-

### SmartBright GEN 2 IP65 Batten

IP65 Dust and Waterproof LED Luminaire with Efficacy >120 lm/W with High Specification Driver. Polycarbonate housing with Impact Resistance of IK08 suitable for wall & ceiling mount applications.



Type	HSN Code	MRP (INR)
WT150C LED 27S 6500 PSU L120	9405	4,500/-
WT150C LED 27S 4000 PSU L120	9405	4,500/-
WT150C LED 44S 6500 PSU L120	9405	5,000/-
WT150C LED 44S 4000 PSU L120	9405	5,000/-



### SmartBright MW IP65

SmartBright MW is an intelligent waterproof LED luminaire with micro wave sensors for movement detection. With factory set dimming profiles of 50% and 100%, light dims to these levels in case occupancy is not detected within 5 minutes. luminaire come with high efficiency > 120 lm/w, IP65 - dust and waterproof LED luminaire, IK08 with polycarbonate housing suitable for wall & ceiling mount applications.



Type	HSN Code	MRP (INR)
WT150C LED44S-6500 MW D50 L120 L1	9405	6,000/-
WT150C LED44S-6500 MW D0 L120 L1	9405	6,000/-

Available in 4000 K

### Essential SmartBright SQ IP65 Batten

Essential SmartBright SQ batten is a New Gen water- proof LED luminaire with high efficiency >120lm/w, IK07 Impact resistance having options in 2ft, 4ft and 5ft with 1800, 4000 and 5600 lumen packs.



Type	HSN Code	MRP (INR)
WT068C CW LED18 L600 PSU IN	9405	2,100/-
WT068C NW LED18 L600 PSU IN	9405	2,100/-
WT068C CW LED40 L1200 PSU IN	9405	3,100/-
WT068C NW LED40 L1200 PSU IN	9405	3,100/-
WT068C CW LED56 L1500 PSU IN	9405	4,000/-
WT068C NW LED56 L1500 PSU IN	9405	4,000/-

# EcoSet



Simple



Reliable



Affordable

## For projects seeking basic controls and incremental energy savings



**Simple system architecture** designed to provide broad options – wired or wireless; with integrated or external sensors – for office, parking or industry focused on simplicity, affordable cost and energy saving benefits.

**Energy savings at the core.** Sensors built into each solution come with functions such as, movement and daylight detection, automatic dimming function and grouping control availability capabilities. Their single target is to provide maximized energy savings.

**Easiest way to do commissioning.** **One-touch commissioning** for office application: one simple touch of the remote control is all it takes to create the link; **commissioning free** for parking application: Plug-and-play, zero effort needed to create a network.

**Wireless grouping at its simplest and reliability.** Whether for an office or warehouse, using mesh network (up to 50 nodes); or a parking using broadcasting (up to a defined distance away from any sensor master).



Office



Parking



Industry

## Why EcoSet Wireless



### Simple

- Simple architecture
- Simple to install : No additional wiring/one touch commissioning
- Simple to operate : Mobile app free/gateway free Wi-Fi/internet free



### Reliable

- Best of the best luminaire design
- Trustable sensor detection performance
- Best in class performance



### Affordable

- End-to-end cost-effective mindset
- Market intimacy

## Energy efficient wireless solution

Philips EcoSet wireless solution

innovation + you



OFFICE			
Product Type	Description	12 NC	MRP
Downlight	DN296B LED20S-6500 PSE WH S1 L1 W	919515815865	3500
Recessed 600mmx600mm Luminaire	RC380B LED30S-6500 G6 L60W60 PSU OD L1 W	919515815775	6000
Recessed 600mmx600mm Luminaire	RC380B LED36S-6500 G6 L60W60 PSU OD L1 W	919515815772	6500
Batten Office	BN308C LED44S-6500 L120 IND WH L1 W	919515816137	6000
Linear Standalone	SP780 H LED25S/865 PSU W5L116 OD WH L1 W	919515815796	8000
Linear Standalone	SP780 H LED23S/865 PSU W5L116 OC WH L1 W	919515815977	9000
Linear Continuous	SP780 H LED100S/865 PSU W5L4x4 OD WH L1 W	919515815870	32000
Linear Continuous	SP780 H LED88S/865 PSU W5L4x4 OC WH L1 W	919515816074	36000
PIR Wireless Indoor Sensor	SEG101 PIR Wireless WH	911401542902	5000
Commissioning Device	EcoSet BLE IR Remote Controller	911401590622	4500

PARKING			
Product Type	Description	12 NC	MRP
Batten Parking	BN308C LED44S-6500 L120 PSU WH L1 W	919515815721	6000
Waterproof	WT150C LED38S-6500 PSU L120 L1 W	919515815778	6000
PIR wireless Parking Sensor	SEG101 PIR IP65 Wireless WH	911401543002	6000

INDUSTRY			
Product Type	Description	12 NC	MRP
Highbay	BY615P LED100S 5700 NB PSU GR L1 W	919515815522	23000
Highbay	BY615P LED100S 5700 WB PSU GR L1 W	919515815631	23000
Highbay	BY615P LED150S 5700 NB PSU GR L1 W	919515815523	25000
Highbay	BY615P LED150S 5700 WB PSU GR L1 W	919515815632	25000
Commissioning Device	EcoSet BLE IR Remote Controller	911401590622	4500



# Outdoor

# UrbanEdge LED Streetlight

Bringing brilliance to streets

UrbanEdge Street family with fluid and elegant design which enhances the overall look of main highways/expressways making the journey of drivers more pleasant and safe. This road luminaire offers various photometric technologies and numerous lumen packages to meet all your road and urban lighting needs, while ensuring fast return on investment.

Description	UrbanEdge
Type	BRP50X
System wattage (nominal)	60W, 70W, 90W, 120W, 150W, 170W, 200W, 230W, 250W
System lumen output (lm)	8.4K, 9.8K, 12.6K, 16.8K, 21.0K, 23.8K, 28.0K, 32.2K, 35.0K
Operating voltage range	120-270 V
System Efficacy	140 Lm/Watt
Power factor	0.95
LED lifetime @L70B50	75K Hrs
SDCM	<5
CRI	Typ. 70
Color temperature	5700K
IP rating	66
IK rating	10
Inbuilt surge protection	4kV



### Control

Option of on/off/  
0-10V/DALI driver




### High Efficiency

System Efficacy increased  
up to 140lm/w



### Safety

440V protection for 8 hours,  
option of 10KV SPD available.





## Street Lights

### UrbanEdge Pro

UrbanEdge family is an IP66 road lighting luminaire delivering 130 lumen/watt with high power LED light source, PDC housing, high impact resistance (IK10) with PC cover & top openable access to drivers for ease of maintenance. Comes with integrated optics to ensure uniform distribution and higher efficacy thus offering higher spacing between poles and maintenance free system ideal for road width up to 8-12 mts. Pole dia: 48-60mm



Type	HSN Code	MRP (INR)
BRP501 LED078 CW R5C PSU S1 V1	9405	6,900/-
BRP501 LED091 CW R5C PSU S1 V1	9405	9,200/-
BRP502 LED117 CW R5C PSU S1 V1	9405	10,800/-
BRP503 LED156 CW R5C PSU S1 V1	9405	16,100/-
BRP504 LED195 CW R5C PSU S1 V1	9405	20,700/-

CCT option : NW/WW. Add Rs 800 for 10KV SPD, provision for SPD is there inside the luminaire.

### UrbanEdge Plus

UrbanEdge family is an IP66 road lighting luminaire delivering 140 lumen/watt with high power LED light source, PDC housing, high impact resistance (IK10) with PC cover & top openable access to drivers for ease of maintenance. Comes with integrated optics to ensure uniform distribution and higher efficacy thus offering higher spacing between poles and maintenance free system ideal for road width up to 8-14 mts. Pole dia: 48-60mm



Type	HSN Code	MRP (INR)
BRP501 LED084 CW R3C PSU S1	9405	8,000/-
BRP501 LED098 CW R3C PSU S1	9405	11,000/-
BRP502 LED126 CW R3C PSU S1	9405	13,500/-
BRP503 LED168 CW R3C PSU S1	9405	17,500/-
BRP504 LED210 CW R3C PSU S1	9405	22,000/-
BRP505 LED238 CW R3C PSU S1	9405	28,000/-
BRP505 LED280 CW R3C PSU S1	9405	33,000/-
BRP505 LED322 CW R3C PSU S1	9405	37,000/-

CCT option : NW/WW. Add Rs 800 for 10KV SPD, provision for SPD is there inside the luminaire. Connected Option: 1-10V, Interact Ready.

### SkyLine e Way

SkyLine Xtra family is an IP66 road lighting luminaire delivering 140 lumen/watt with single die ceramic base high power LED light source, PDC housing, high impact resistance (IK10) with PC cover and top openable access to drivers for ease of maintenance. Comes with integrated optics (4 Optics) to ensure uniform distribution and higher efficacy thus offering higher spacing between poles and maintenance free system ideal for road width up to 10-18 mts. (300W -350W). Pole dia: 48-60mm.



Type	HSN Code	MRP (INR)
BRP370 LED414 CW SLC S1 PSU GR	9405	62,400/-
BRP370 LED414 CW SLD S1 PSU GR	9405	62,400/-
BRP370 LED414 CW SLG S1 PSU GR	9405	62,400/-
BRP370 LED414 CW SLH S1 PSU GR	9405	70,200/-
BRP370 LED455 CW SLC S1 PSU GR	9405	70,200/-
BRP370 LED455 CW SLD S1 PSU GR	9405	70,200/-
BRP370 LED455 CW SLG S1 PSU GR	9405	70,200/-
BRP370 LED455 CW SLH S1 PSU GR	9405	70,200/-
BRP370 LED483 CW SLC S1 PSU GR	9405	78,000/-
BRP370 LED483 CW SLD S1 PSU GR	9405	78,000/-
BRP370 LED483 CW SLG S1 PSU GR	9405	78,000/-
BRP370 LED483 CW SLH S1 PSU GR	9405	78,000/-

CCT option : NW/WW. Add Rs 800 for 10KV SPD, provision for SPD is there inside the luminaire. Connected Option: 1-10V, Interact Ready.

# CityStar LED Streetlight

A sustainable and cost-effective choice in streetlights

Philips CityStar offers a range of streetlighting solutions for illuminating streets and parks. Its sleek design and refined aesthetics make it a top choice for various illumination needs. CityStar features a robust architecture with its aluminum alloy pressure die cast housing and integrated pole piece part which can withstand any harsh weather conditions.

Description	CityStar
Type	BRP33X
System wattage (nominal)	25W, 30W, 35W, 40W 45W, 90W, 120W, 150W
System lumen output (lm)	3.0K, 3.6K, 4.2K, 4.8K, 5.4K, 11K, 14.4K, 18K
Operating voltage	140-270 V
System Efficacy	>120 Lm/Watt
Power factor	0.95
LED lifetime @L70B50	50K Hrs
SDCM	<5
CRI	Typ. 70
Color temperature	5700K
IP rating	66
IK rating	7
Inbuilt surge protection	4kV



## Housing

Pressure die cast housing



## Ease of Maintenance

Prewired connections with HV/LV cut-off options



## Safety

440V protection for 8 hours, option of 10KV SPD available.





### CityStar Street Light

High performance low wattage street light delivering 120 lumen/watt with high power LED light source with IP66 protection, PDC housing and high impact resistance (IK08) polycarbonate cover luminaire. Pole dia: 32-40mm till 45W.



Type	HSN Code	MRP (INR)
BRP330 LED24 CW R5N PC PSU S1 V1	9405	2,500/-
BRP330 LED30 CW R5N PC PSU S1 V1	9405	3,200/-
BRP331 LED36 CW R5N PC PSU S1 V1	9405	5,000/-
BRP331 LED42 CW R5N PC PSU S1 V1	9405	5,300/-
BRP331 LED48 CW R5N PC PSU S1 V1	9405	5,500/-
BRP331 LED54 CW R5N PC PSU S1 V1	9405	5,800/-

CCT option : NW/WW. Add Rs 400 for 10KV SPD, provision for SPD is there inside the luminaire.

### CityStar Street Light

High performance low wattage street light delivering 120 lumen/watt with high power LED light source with IP66 protection, PDC housing and high impact resistance (IK07) glass cover luminaire. Pole dia: 48-60mm; 90W-150W.



Type	HSN Code	MRP (INR)
BRP333 LED110 CW R5C FG PSU S1 V1	9405	12,000/-
BRP334 LED144 CW R5C FG PSU S1 V1	9405	14,000/-
BRP335 LED180 CW R5C FG PSU S1 V1	9405	17,000/-

CCT option : NW/WW. Add Rs 800 for 10KV SPD, provision for SPD is there inside the luminaire.

### SmartBright Essential

SmartBright Essential is a street lighting luminaire delivering >100 lumen/watt with PDC housing and street light optics to ensure uniform distribution.



Type	HSN Code	MRP (INR)
BRP029 LED25 CW SLR GR PSU SPD	9405	2,400/-
BRP030 P LED35 CW SLR GR PSU SPD	9405	4,400/-
BRP031 LED45 CW SLR GR PSU SPD	9405	5,300/-
BRP032 P LED75 CW SLR PSU GR SPD	9405	7,000/-
BRP033 LED90 CW SLR GR PSU SPD	9405	9,000/-
BRP033 LED100 CW SLR GR PSU SPD	9405	10,000/-
BRP033 LED120 CW SLR GR PSU SPD	9405	12,000/-

CCT option WW. 10 KV SPD is provisioned inside luminaire.

# interact City

Full end-to-end lighting management application.  
Easy to install, use and expand.

Philips offer wide variety of street light luminaires with smart devices, enabled for integration on to Interact platform.  
Product support wired and wireless architectures offered as part connected portfolio for cities.

## Interact Ready street light options



BRP340  
Skyline



BRP360  
Skyline Xtra



BRP370  
SkyLine e Way



BRP505  
Urban Edge

## Flood Lights

### Uniflood

IP66 floodlight luminaire with pressure die-cast aluminium housing with high impact resistance (IK07) glass cover and high power single die ceramic base LEDs and unique optics ensuring uniform distribution.



Type	HSN Code	MRP (INR)
BVP120 LED047 CW FLNB FG A1 PSU GR	9405	9,000/-
BVP120 LED093 CW FLNB FG A1 PSU GR	9405	15,000/-

CCT option : NW/WW. Add Rs 400 for 10KV SPD, provision for SPD is there inside the luminaire.

### Uniflood 2

IP66 floodlight luminaire with pressure die-cast aluminium housing with high impact resistance (IK07) glass cover and high power single die ceramic base LEDs with option of symmetric and asymmetric optics and multiple lumen outputs suiting to different lighting applications.



Type	HSN Code	MRP (INR)
BVP122 LED147 CW AK55 FG PSU A1	9405	25,000/-
BVP122 LED160 CW FLNB FG PSU A1	9405	25,000/-
BVP122 LED162 CW SY24 FG PSU A1	9405	25,000/-
BVP122 LED168 CW AK55 FG PSU A1	9405	26,000/-
BVP122 LED184 CW FLNB FG PSU A1	9405	26,000/-
BVP122 LED185 CW SY24 FG PSU A1	9405	26,000/-

CCT option : NW/WW. Add Rs 800 for 10KV SPD, provision for SPD is there inside the luminaire. Dimmable 1-10 Option available.



Narendra Modi Stadium, Gujarat

### Tango Mini

High performance floodlight luminaire family with multiple lumen output options. Pressure die-cast aluminium housing with high impact resistance (IK07) glass cover IP66 protection and high power single die ceramic base LEDs delivering 130lm/w.



Type	HSN Code	MRP (INR)
BVP192 LED091 CW HO NB FG A1 PSU GR	9405	11,500/-
BVP192 LED132 CW HO NB FG A1 PSU GR	9405	13,800/-
BVP192 LED165 CW NB FG A1 PSU GR	9405	23,000/-
BVP192 LED177 CW NB FG A1 PSU GR	9405	25,300/-
BVP192 LED091 CW HO NB FG A1 PSU GR SPD	9405	11,900/-
BVP192 LED132 CW HO NB FG A1 PSU GR SPD	9405	14,200/-
BVP192 LED165 CW NB FG A1 PSU GR SPD	9405	23,400/-
BVP192 LED177 CW NB FG A1 PSU GR SPD	9405	25,700/-

CCT option: NW/WW. 10 KV SPD is provisioned inside luminaire.  
Dimmable Option: 1-10V

### FieldStar Plus

High wattage floodlight luminaire family with system efficacy of 120 lumens/watt and option of multiple wattages in both wide and narrow beam options with PDC housing, high impact resistance (IK07) glass cover making it perfect solution for wide range of applications like parking areas, sports facilities and area lighting in industrial applications.



Type	HSN Code	MRP (INR)
BVP284 LED300 CW FG SY5NB 250W PSU SPD	9405	35,000/-
BVP284 LED290 WW FG SY5NB 250W PSU SPD	9405	35,000/-
BVP284 LED360 CW FG SY5NB 300W PSU SPD	9405	36,500/-
BVP284 LED340 WW FG SY5NB 300W PSU SPD	9405	36,500/-
BVP295 LED420 CW FG SY5WB 350W PSU SPD	9405	38,000/-
BVP295 LED420 CW FG SY5NB 350W PSU SPD	9405	38,000/-
BVP295 LED480 CW FG SY5WB 400W PSU SPD	9405	42,000/-
BVP295 LED480 CW FG SY5NB 400W PSU SPD	9405	42,000/-

CCT option : WW. 10KV SPD is provisioned inside luminaire.

### FieldStar

Floodlight luminaire family with system efficacy of 120 lumens/watt and option of multiple wattages in both wide and narrow beam options with PDC housing, high impact resistance (IK07) glass cover making it perfect solution for wide range of applications like parking areas, sports facilities and area lighting in industrial applications.



Type	HSN Code	MRP (INR)
BVP281 LED085 CW FG SY5WB 70W V1	9405	10,000/-
BVP282 LED120 CW FG SY5WB 100W V1	9405	12,000/-
BVP283 LED181 CW FG SY5WB 150W V1	9405	14,000/-
BVP283 LED181 CW FG SY5NB 150W V1	9405	14,000/-
BVP283 LED240 CW FG SY5WB 200W V1	9405	18,000/-
BVP283 LED240 CW FG SY5NB 200W V1	9405	18,000/-
BVP281 LED085 CW FG SY5WB 70W SPD V1	9405	10,400/-
BVP282 LED120 CW FG SY5WB 100W SPD V1	9405	12,400/-
BVP283 LED181 CW FG SY5WB 150W SPD V1	9405	14,400/-
BVP283 LED181 CW FG SY5NB 150W SPD V1	9405	14,400/-
BVP283 LED240 CW FG SY5WB 200W SPD V1	9405	18,400/-
BVP283 LED240 CW FG SY5NB 200W SPD V1	9405	18,400/-

CCT option : WW

### Tango LED

Family of high efficiency floodlight luminaires (135 lumens/watt) with high power single die ceramic base LED and IP66 single piece die cast housing and high impact resistance (IK10) PC cover. Tango LED offers unmatched performance and outstanding light quality with the help of specially designed optics (FLNB, AWB, NB) dedicatedly designed for divers applications like apron lighting, ports and docks lighting and sports facilities.



Type	HSN Code	MRP (INR)
BVP483 LED203 CW SWB A1 PSU GR SPD	9405	23,000/-
BVP483 LED208 CW NB A1 PSU GR SPD	9405	23,000/-
BVP483 LED197 CW AWB A1 PSU GR SPD	9405	23,000/-
BVP483 LED197 CW AMB A1 PSU GR SPD	9405	23,000/-
BVP483 LED210 CW SMB A1 PSU GR SPD	9405	23,000/-
BVP483 LED227 CW SWB A1 PSU GR SPD	9405	25,300/-
BVP483 LED234 CW NB A1 PSU GR SPD	9405	25,300/-
BVP483 LED219 CW AWB A1 PSU GR SPD	9405	25,300/-
BVP483 LED219 CW AMB A1 PSU GR SPD	9405	25,300/-
BVP483 LED234 CW SMB A1 PSU GR SPD	9405	25,300/-
BVP483 LED252 CW SWB A1 PSU GR SPD	9405	28,750/-
BVP483 LED259 CW NB A1 PSU GR SPD	9405	28,750/-
BVP483 LED241 CW AWB A1 PSU GR SPD	9405	28,750/-
BVP483 LED241 CW AMB A1 PSU GR SPD	9405	28,750/-
BVP483 LED257 CW SMB A1 PSU GR SPD	9405	28,750/-

CCT option : NW/WW. 10KV SPD is provisioned inside luminaire. Dimmable Option : 1-10V, Interact Ready.



DY Patil Stadium, Maharashtra

## Tango XL LED

Family of high wattage and high efficiency floodlight luminaires (135 lumens/watt) with high power single die ceramic base LED and IP66 single piece die cast housing and high impact resistance (IK10) PC cover. Tango LED offers unmatched performance and outstanding light quality with the help of specially designed optics (FLNB, AWB, NB) dedicatedly designed for diverse applications like apron lighting, ports and docks lighting and sports facilities.



Type	HSN Code	MRP (INR)
BVP485 LED385 CW FLNB A1 PSU GR SPD	9405	65,780/-
BVP485 LED405 CW NB A1 PSU GR SPD	9405	65,780/-
BVP485 LED383 CW AWB A1 PSU GR SPD	9405	65,780/-
BVP485 LED465 CW FLNB A1 PSU GR SPD	9405	71,760/-
BVP485 LED494 CW NB A1 PSU GR SPD	9405	71,760/-
BVP485 LED462 CW AWB A1 PSU GR SPD	9405	71,760/-
BVP485 LED530 CW FLNB A1 PSU GR SPD	9405	80,730/-
BVP485 LED559 CW NB A1 PSU GR SPD	9405	80,730/-
BVP485 LED518 CW AWB A1 PSU GR SPD	9405	80,730/-
BVP485 LED575 CW FLNB A1 PSU GR SPD	9405	89,700/-
BVP485 LED608 CW NB A1 PSU GR SPD	9405	89,700/-
BVP485 LED561 CW AWB A1 PSU GR SPD	9405	89,700/-
BVP485 LED602 CW FLNB A1 PSU GR SPD	9405	95,680/-
BVP485 LED637 CW NB A1 PSU GR SPD	9405	95,680/-
BVP485 LED597 CW AWB A1 PSU GR SPD	9405	95,680/-

CCT option : NW/WW. 10KV SPD is provisioned inside luminaire.  
Dimmable Option : 1-10V, Interact Ready.

### Tango XL plus

Family of high wattage and high efficiency floodlight luminaires (135 lumens/watt) with high power single die ceramic base LED and IP66 single piece die cast housing and high Impact resistance (IK10) PC cover. Tango LED offers unmatched performance and outstanding light quality with the help of specially designed optics (FLNB, AWB, NB) dedicatedly designed for diverse applications like apron lighting, ports and docks lighting and sports facilities.



Type	HSN Code	MRP (INR)
BVP486 LED1200 CW FLNB A1 PSU SPD GR	9405	On request
BVP486 LED1270 CW NB A1 PSU SPD GR	9405	On request
BVP486 LED1190 CW AWB A1 PSU SPD GR	9405	On request

CCT option : NW/WW. 10KV SPD is provisioned inside luminaire.  
Dimmable Option : 1-10V, Interact Ready.

### SportStar Gen2

SportStar Gen 2 is revolutionary and innovative product for sports lighting application with upto 170K lm light output at CRI 90. The single high power IP66 rated DMX enabled driver delivers flicker-free performance. This sports light is suitable for both new and retrofit installation in professional sports and multipurpose arenas. Complies with HDTV broadcasting requirements and Interact Sports system bringing immersive experience to sports and multipurpose arenas.



Type	HSN Code	MRP (INR)
BVP680 M LED1780/957 1580W 230-400V S2 C	9405	On request
BVP680 M LED1780/957 1580W 230-400V S5 C	9405	On request
BVP680 M LED1780/957 1580W 230-400V S7 C	9405	On request

### ActiStar

Actistar is compact, single piece, light weight, high performance LED floodlight luminaire which can deliver high output (Upto 100K lumens) at high efficiency for applications like sports (meeting HDTV broadcasting requirements), container yards and ports, aprons. It incorporates best-in-class LED source with option of 9 different optics meeting different lighting applications and lux level requirements.



Type	HSN Code	MRP (INR)
BVP631 M LED1095/757 820W S3 NTC	9405	150,000/-
BVP631 M LED1107/757 820W SMB NTC	9405	150,000/-
BVP631 M LED1107/757 820W S5 NTC	9405	150,000/-
BVP631 M LED1029/757 820W AWB NTC	9405	150,000/-
BVP631 M LED1095/757 820W NB NTC	9405	150,000/-
BVP631 M LED1107/757 820W SWB NTC	9405	150,000/-
BVP631 M LED1107/757 820W S6 NTC	9405	150,000/-
BVP631 M LED1107/757 820W S7 NTC	9405	150,000/-
BVP631 M LED1023/757 820W DX10 NTC	9405	150,000/-

CCT option : NW/WW. Dimmable Option : 1-10V

### ArenaVision LED Gen 3.5

Philips ArenaVision LED floodlighting system is an innovative LED pitch-lighting solution supporting the latest TV broadcasting standards. Designed exclusively for sports and multi-purpose venues, ArenaVision LED offers outstanding light quality, effective thermal management, and long lifetime. Product also function with an external driver box – separate for use at a distance from the floodlight (BV version), or pre-fixed onto the mounting bracket of the floodlight (HGB version). This external driver box ensures ease of installation and lower initial cost.




Type	HSN Code	MRP (INR)
BVP428 M1860/957 HGB S2 D25 T40 100K	9405	On request
BVP428 M1860/957 HGB S3 D25 T40 100K	9405	On request
BVP428 M1860/957 HGB S4 D25 T40 100K	9405	On request
BVP428 M1860/957 HGB S5 D25 T40 100K	9405	On request
BVP428 M1860/957 HGB S7 D25 T40 100K	9405	On request
BVP428 M1860/957 BV S2 D25 T40 100K	9405	On request
BVP428 M1860/957 BV S3 D25 T40 100K	9405	On request
BVP428 M1860/957 BV S4 D25 T40 100K	9405	On request
BVP428 M1860/957 BV S5 D25 T40 100K	9405	On request
BVP428 M1860/957 BV S7 D25 T40 100K	9405	On request

# interact Sports

Interact enables flexible, multi-purpose venues that can generate new revenue streams, host different types of events, excite audiences in new and unique ways, and create new business opportunities. Manage all the lighting in your stadium, arena, or recreational facility—including pitch lighting, entertainment lighting, and lighting for façades, roof, training grounds, and stands. Flexibly adjust your lighting from event to event or create a set style for brand consistency. Entertain fans with customized light shows before, during, and after the main event, and attract sponsors with light experiences that promote their offerings and brands. Enhance your recreational facilities with pre-programmed, adjustable light settings and data-gathering capabilities.

Philips offer wide variety of flood light luminaires with smart devices, enabled for integration on to Interact Sports Platform. Product support wired and wireless architectures offered as part connected portfolio for sports facilities.


## Interact ready flood light options



BVP483  
Tango



BVP483 DD  
Tango DD




BVP485  
Tango XL



BVP680  
SportStar Gen II



AV 3.5  
Arena Vision Gen 3.5



Actistar





## Landscape Lighting

### UniScape Posttop

Reliable and aesthetically designed IP65 post top lantern with symmetric light distribution.



Type	HSN Code	MRP (INR)
BGP200 LED26 CW PSU GR CPC SPD	9405	9,000/-
BGP200 LED35 CW PSU GR CPC SPD	9405	10,500/-
BGP200 LED45 CW PSU GR CPC SPD	9405	13,000/-

CCT option: NW/WW. 10 KV SPD is provisioned inside luminaire

### Town Glow Post Top

Town Glow is an exquisite, stylish yet classic design Post Top to beautify your space. State-of-the-art optical design & high performance driver with IP66/IK10 protection ensuring better lighting performance and reliability.



Type	HSN Code	MRP (INR)
BGP300 LED28 757 PSU PC IN S1	9405	18,000/-
BGP300 LED40 757 PSU PC IN S1	9405	19,000/-
BGP300 LED50 757 PSU PC IN S1	9405	20,000/-

CCT options: 3000K and 4000K. Add Rs. 800/- for SPD version.

### LED Post Top

Reliable and aesthetically designed IP65 Post Top lantern with symmetric light distribution and limited upward light component.



Type	HSN Code	MRP (INR)
BGP161 LED2500/NW PSU 220-240V 7043 IN	9405	20,000/-
BGP161 LED2300/WW PSU 220-240V 7043 IN	9405	20,000/-



### LED Bollard

Robustly designed IP65/IK10 Bollard is easy to install with base plate.



Type	HSN Code	MRP (INR)
BCP150 LED150/WW PSU 220-240V 7043	9405	11,500/-
BCP151 LED150/WW PSU 220-240V 7043	9405	12,000/-
BCP150 LED150/NW PSU 220-240V 7043	9405	11,500/-
BCP151 LED150/NW PSU 220-240V 7043	9405	12,000/-

### LED Step Light

Robust design LED Step Light is IP67/IK10, easy to install, maintain and comes with suitable mounting box.



Type	HSN Code	MRP (INR)
BWG150 LED50/WW PSU 220-240V IP67 7043	9405	7,000/-
BWG150 LED50/NW PSU 220-240V IP67 7043	9405	7,000/-

### UNI Urban NATURE

Timeless elegance is the heart of UNI Urban NATURE range. The design is reminiscent of iconic beauty of 20th -century street lanterns, while meeting today's functional public design requirements. This is a range of post top luminaires with different form factors, different optics and lumen packages meeting modern lighting requirements with heritage looks and offering value beyond illumination, helping cities to create their own signature and character.



Type	HSN Code	MRP (INR)
BGP562 LED30S NW 230V	9405	On request
BGP562 LED70S NW 230V	9405	On request

Type	HSN Code	MRP (INR)
BGP563 LED72S NW 230V TA	9405	On request
BGP563 LED72SS NW 230V TS	9405	On request
BGP563 LED120S NW 230V TA	9405	On request
BGP563 LED120S NW 230V TS	9405	On request
BGP563 LED180S NW 230V TA	9405	On request
BGP563 LED18S NW 230V TS	9405	On request



Type	HSN Code	MRP (INR)
BGP564 LED120S NW 230V TA	9405	On request
BGP564 LED120S NW 230V TS	9405	On request
BGP564 LED180S NW 230V TA	9405	On request
BGP564 LED180S NW 230V TS	9405	On request



Type	HSN Code	MRP (INR)
BGP565 LED40S NW 230V TA	9405	On request
BGP565 LED40S NW 230V TS	9405	On request
BGP565 LED50S NW 230V TA	9405	On request
BGP565 LED60S NW 230V TS	9405	On request
BGP565 LED75S NW 230V TA	9405	On request
BGP565 LED75S NW 230V TS	9405	On request



Type	HSN Code	MRP (INR)
BGP566 LED90S NW 230V TA	9405	On request
BGP566 LED90S NW 230V TS	9405	On request
BGP566 LED144S NW 230V TA	9405	On request
BGP566 LED144S NW 230V TS	9405	On request
BGP566 LED198S NW 230V TA	9405	On request
BGP566 LED198S NW 230V TS	9405	On request



Available in WW(3000K ) & NW (4000K)

### UNI Urban Street

UNI Urban is decorative street light & post top range with classic design & high performance with aluminium diecast housing having IP65/IK08 protection.



Type	HSN Code	MRP (INR)
BGP461 LED40 WW 110-277V TS	9405	On request
BGP461 LED40 WW 110-277V TA	9405	On request
BGP461 LED78 WW 110-277V TS	9405	On request
BGP461 LED78 WW 110-277V TA	9405	On request
BGP461 LED120 WW 110-277V TS	9405	On request
BGP461 LED120 WW 110-277V TA	9405	On request

CCT option: 4000K

### UNI Urban Postop



Type	HSN Code	MRP (INR)
BDP461 LED33 WW 110-277V TS	9405	On request
BDP461 LED65 WW 110-277V TS	9405	On request
BDP461 LED100 WW 110-277V TS	9405	On request

### UNI Urban Accessories

Type	HSN Code	MRP (INR)
ZSP461 Screw-thread 370mm	9405	On request
ZSP461 Screw-thread 240mm	9405	On request
ZSP461 Screw-thread 70mm	9405	On request
Mandatory Accessory for BSS/BSP	9405	On request

### UNI Urban Suspended



Type	HSN Code	MRP (INR)
BSP461 LED40 WW 110-277V TS	9405	On request
BSP461 LED40 WW 110-277V TA	9405	On request
BSP461 LED78 WW 110-277V TS	9405	On request
BSP461 LED78 WW 110-277V TA	9405	On request
BSP461 LED120 WW 110-277V TS	9405	On request
BSP461 LED120 WW 110-277V TA	9405	On request

### ZCP461 Chess Cover



Type	HSN Code	MRP (INR)
ZCP461 Chess cover	9405	On request
Mandatory Accessory for BSS/BSP	9405	On request

### UNI Urban Classic



Type	HSN Code	MRP (INR)
BSS461 LED40 WW 110-277V CLASSIC	9405	On request
BSS461 LED78 WW 110-277V CLASSIC	9405	On request
BSS461 LED120 WW 110-277V CLASSIC	9405	On request

### ZCP461 Dome Cover



Type	HSN Code	MRP (INR)
ZCP461 Dome cover	9405	On request
Mandatory Accessory for BSS	9405	On request

CCT option: 4000K



## Tunnel Lights

### FlowBase

FlowBase is family of high performance luminaire offering ground-breaking solutions for tunnel lighting applications. This family of luminaire comes with PDC housing with IP66/IK08 protection having high power LED's with unique optics specially designed for excellent performance.



Type	HSN Code	MRP (INR)
BWP352 M LED81/NW 60W DM2 V1	9405	On request
BWP352 M LED161/NW 120W DM2 V1	9405	On request
BWP352 M LED235/NW 175W DM2 V1	9405	On request
BWP352 M LED315/NW 235W DM2 V1	9405	On request

CCT option : NW/WW. Dimmable Option : 1-10V, Interact Ready.

### Viaduct

LED Viaduct is high performance IP66 Viaduct light with high power LED light source, PDC housing with high impact resistance (IK10). Viaduct optics ensure uniform distribution.



Type	HSN Code	MRP (INR)
BWP120 LED 36 CW FLNB S3	9405	On request
BWP120 P LED56 CW FLNB S3 PSU GR	9405	On request
BWP120 P LED78 CW FLNB S3 PSU GR	9405	On request

10 KV SPD provisioned inside housing available on request

### UniFlood Viaduct

UniFlood Viaduct is revolutionary flood light with PDC housing with high impact resistance IK10 and IP66 rating. Also equipped with unique MRT optics designed to meet the demanding requirements of railway tunnels and metro via-ducts.



Type	HSN Code	MRP (INR)
BWP300 LED024 CW FLNR PSU S1	9405	7,000/-
BWP301 LED024 CW FG FLNR PSU S1	9405	9,000/-

CCT option : NW/WW. Add Rs 400 for 10KV SPD, provision for SPD is there inside the luminaire.

# Architectural Lighting

### Graze\*

This high-performance linear exterior wall grazing family of luminaires offers high-quality light in a wide range of luminaire lengths, beam angles, output levels, and power consumption levels.



Type	MRP (INR)
ColorGraze Intellihue Powercore, 1ft, 9 Degree	On request
ColorGraze Intellihue Powercore, 4ft, 9 Degree	On request

\*Also available in RGB/RGBW/RGBA/White version

### Graze Compact

This high-performance and low-profile housing, exterior-rated linear wall grazing family of luminaires offers high-quality light in a wide range of luminaire lengths, beam angles, output levels, and power consumption levels. Luminaire is designed to highlight architectural features like molding details, archways, wall facade and windows.



Type	MRP (INR)
ColorGraze Compact Intellihue Powercore, 1ft	On request
ColorGraze Compact Intellihue Powercore, 4ft	On request

### Blast\*

This high-performance range of exterior luminaires offers an extremely wide range of light output, beam angles, and accessories.



Type	MRP (INR)
Intellihue Blast Gen5 Powercore, Clear Lens, White Housing, UI/Ce	On request
Intellihue Blast Gen5 Powercore, Clear Lens, Black Housing, UI/Ce	On request

\* Also available in RGB/RGBW/RGBA/White version

### ReachElite HO/HP\*

Go farther with powerful, precision-controlled light that reaches new heights. ReachElite delivers exceptional light to bridges, façades, monuments, and skyscrapers—illuminating the tallest structures and highlighting details up to 564 m (1852 ft) away with the 300W luminaire. This family of long-throw exterior LED luminaires make it happen with high punch and rock-solid reliability.



Type	MRP (INR)
Reachelite High Output Intellihue Powercore, 100W, 100-277V	On request
Reachelite High Output Intellihue Powercore, 200W, 100-277V	On request
Reachelite High Output Intellihue Powercore, 300W, 100-277V	On request
Reachelite High Punch Intellihue Powercore, 100W, 100-277V	On request
Reachelite High Punch Intellihue Powercore, 200W, 100-277V	On request
Reachelite High Punch Intellihue Powercore, 300W, 100-277V	On request

#Also availbale in RGBW, RGBA & EW version

### ArchiPoint

ArchiPoint iColor Powercore is a daylight-visible, exterior-rated LED point of light ideally suited for a range of direct-view and beacon applications.




Type	MRP (INR)
ArchiPoint iColor Powercore, Translucent Dome Lens, 100-240V, UL/CE	On request
ArchiPoint iColor Powercore, Clear Flat Lens, 100-240V, UL/CE	On request



### Flex

Cover almost any structure with flexible strands of bright LED nodes. Flex means maximum flexibility. Strands of efficient, addressable Flex nodes can be arranged along a nearly limitless array of surfaces and unconventional structures. Our proven Flex family of direct-view LED luminaires can do it all—from displaying messages on curved building façades to bringing stunning LED light shows to stadium roofs



Type	MRP (INR)
FLEX COMPACT GEN3, RGB, 50 NODE, 4 in On-Centre Node Spacing	on request
FLEX COMPACT GEN3, RGB, 50 NODE, 12 in On-Centre Node Spacing	on request
FLEX MICRO GEN3, RGB, 50 NODE, 4 in On-Centre Node Spacing	on request
FLEX MICRO GEN3, RGB, 50 NODE, 12 in On-Centre Node Spacing	on request

#Available in Clear & Translucent lens options

### Accent Compact

This family of direct view linear LED luminaires is ideally suited for displaying large-scale video, graphics, and intricately designed effects.



Type	MRP (INR)
iColor Accent Compact, RGBW, Ethernet, 1.2M (4ft), Translucent Lens	On request
iColor Accent Compact, RGBW, Ethernet, 1.2M (4ft), Clear Flat Lens	On request

### PureStyle Compact\*\*

Innovative PureStyle Compact Powercore luminaires bring lighting professionals high output in a compact, easily concealed luminaire. PureStyle Compact delivers exceptionally high-quality light for a wide range of interior applications from cove to wall-washing to backlighting and beyond. PureStyle Compact is designed for tight niches where color mixing directly out of the luminaire is important.



Type	MRP (INR)
PureStyle Compact, Intellihue, HO, 1ft	On request
PureStyle Compact, Intellihue, HO, 4ft	On request
PureStyle Compact, Intellihue, LO, 1ft	On request
PureStyle Compact, Intellihue, LO, 4ft	On request

\*\* Also available in RGBW version



Atal Bridge, Gujarat

## Uniflood

### Uniflood C Pro

Uniflood C Pro is a circular shaped, exterior-rated architectural LED floodlight that is designed for façade, landscape and outdoor flood lighting applications like; illuminating multi-story exterior facades, bridges, landmarks and monuments. Available in white, monochromatic colors, RGB, RGBW and tunable white with DMX512/RDM control options.



Type	MRP (INR)
Uni Flood C Pro Compact ( 24 W)	On request
Uni Flood C Pro Small ( 15W - 50W )	On request
Uni Flood C Pro Medium ( 45W- 100 W)	On request
Uni Flood C Pro Large ( 80W - 150W )	On request

### Uniflood M G2

Flood M G2 is a modular, rectangular shaped exterior rated architectural LED floodlight that is designed for façade, landscape and outdoor flood lighting applications like; illuminating multi-story exterior facades, bridges, landmarks and monuments. Available in white, monochromatic colors, RGB, RGBW and tunable white with DMX512/RDM control options.



Type	MRP (INR)
Uniflood M G2 Single Head (24W-150W)	On request
Uniflood M G2 Double Head (200W-300W)	On request
Uniflood M G2 Triple Head (360W-450W)	On request

### Controllers/Power Supplies/ Keypads/Softwares



Type	MRP (INR)
Controller, VSM Pro SSD, DVI	On request
Controller, VSM Pro SSD, Composite	On request
Controller, Light System Manager (Gen 5) 15000 Node	On request
Controller, Iplayer 3/Colorplay 3, EU Cable	On request
Controller, Iplayer3 Serial Keypad, White	On request
Controller, Iplayer3 Aux Box, Universal Power	On request
Colordial Pro	On request
Ethernet Switch with POE Ports For Use with Colordial2	On request
Power Over Ethernet Injector W/ EU Line Cord	On request
Controller, iColor Communication Module	On request
iColor Player	On request
Controller, Smartjack Pro	On request
Multi-Protocol Converter	On request
Controller, Activesite Gateway	On request
AntumbraButton Ethernet Keypad Communication Module	On request
AntumbraButton Application Module-Facia (Ordered via Dynalite Codes)	On request

### UniStrip G4 AC

UniStrip G4 (AC) is a surface mounted, exterior-rated LED linear flood light luminaire that is designed for wall washing and grazing architectural lighting applications like; illuminating buildings facades, bridges, overpasses and any application that requires a linear lighting solution. Available in white, monochromatic colors, RGB, RGBW and tunable white with different lengths (300mm, 500mm, 520m & 1000mm).



Type	MRP (INR)
UniStrip G4 AC BCP383 (15W-50W)	On request
UniStrip G4 AC BCP384 (20W-80W)	On request
UniStrip G4 AC BCP385 (50W-120W)	On request

### UniEdge

UniEdge is a surface mounted, exterior-rated and compact sized architectural LED edge lighting luminaire that is designed for façade and outdoor decorative lighting applications. The robust mechanical and unique optical designs make UniEdge ideal for edges lighting on windows, building façades, landmarks and monuments. Available in white, RGB, RGBW and tunable white.



Type	MRP (INR)
BCP390 4LED RGBNW 24V 3x90 DMX	On request
BCP390 4LED 30K 24V 3x90 DMX	On request
BCP390 4LED 27K 24V 3x90 DMX	On request

### UniStrip G4 DC

UniStrip G4 (DC) is a surface mounted, exterior-rated LED linear flood light luminaire that is designed for wall washing and grazing architectural lighting applications like; illuminating buildings facades, bridges, overpasses and any application that requires a linear lighting solution. Available in white, monochromatic colors, RGB, RGBW and tunable white with different lengths (300mm, 500mm, 520m & 1000mm).



Type	MRP (INR)
UniStrip G4 DC BCP386(3W-15W)	On request
UniStrip G4 AC BCP381 (6W-24W)	On request
UniStrip G4 AC BCP382 (9W-36W)	On request

### UniBar

UniBar is a exterior rated and slim sized direct view luminaire designed for outdoor architectural lighting and media façade application.



Type	MRP (INR)
UniBar Small BCS 340 (3W - 12W)	On request
UniBar Medium BCS 341 (4W - 15W)	On request
UniBar Large BCS 342(7.5W - 24W)	On request

### UniDot

UniDot G2 is a surface mounted, exterior-rated and compact sized architectural LED direct view dot lighting luminaire designed for façade and outdoor lighting applications.



Type	MRP (INR)
UniDot G2 Small BGS 300 3W	On request
UniDot G2 Medium BGS 301 6W	On request
UniDot G2 Large BGS 302 9W	On request

#Available in white, monochromatic colors, RGB, RGBW and Tunable White

**Notes**

- Please choose correct system configuration. (Only Philips employees/authorised value added partners & system integrators should be consulted).
- GST extra as applicable in case of discounts considered on MRP.
- Installation, testing & commissioning extra as applicable.
- AMC available on request.
- Automatic voltage stabilizer & external SPD is recommended for all architectural lighting luminaires to claim the warranty.
- The company reserves the right to discontinue / add new variants in the product range.

## UNILinear Flex IP68

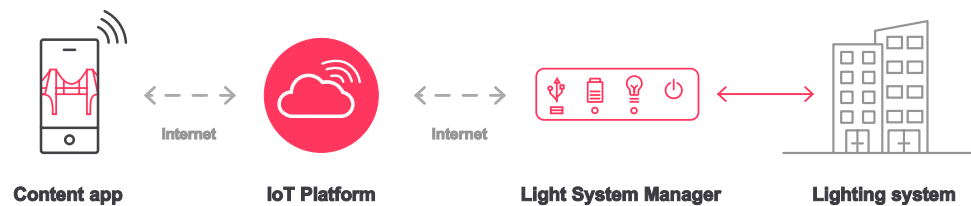
UNILinear Flex is IP68 cove lighting with reliable performance and excellently water-proof, anti-dust LED strips with professional design for vivid colors.



Type	HSN Code	MRP (INR)
BGC301 RGB L5000	9405	27,000/-
BGC301 1200LM 5000K L5000	9405	26,000/-
BGC301 1200LM 4000K L5000	9405	26,000/-
BGC301 1100LM 3000K L5000	9405	24,000/-
BGC301 1100LM 2500K L5000	9405	24,000/-
BGC301 800LM 5000K L5000	9405	22,000/-
BGC301 800LM 4000K L5000	9405	22,000/-
BGC301 800LM 3000K L5000	9405	22,000/-
BGC301 800LM 2500K L5000	9405	22,000/-
BGC301 400LM 5000K L5000	9405	18,500/-
BGC301 400LM 4000K L5000	9405	18,500/-
BGC301 400LM 3000K L5000	9405	18,500/-
BGC301 400LM 2500K L5000	9405	18,500/-
ZGC301 MOUNTING KIT MONO	9405	1,550/-
ZGC301 MOUNTING KIT RGB	9405	1,885/-
ZGC 301 IP connector	9405	790/-

Make your landmark shine with a swipe on your smartphone

### Cloud-based control



New Parliament House, New Delhi



Qutub Minar, New Delhi



Durga Mandir, Uttar Pradesh



Brihadeshwara Temple, Tamil Nadu




# Solar Lighting


Signify offers a variety of offgrid and hybrid solar propositions catering to the needs of urban, semi-urban as well as rural communities.




Street Lighting  
All-in-One



Street Lighting  
High Lumen  
Non-integral



Street Lighting  
Low Lumen  
Non-integral




Street Lighting  
High Lumen  
Non-integral




City Beautification



Flood Lighting



PV Panel  
Subsystem



Combo Charge  
Controllers



Battery  
Subsystem



Indoor Systems



Portable Lanterns



### SunStay

Integrated all-in-one solar street light with lithium ferro phosphate battery, solar panel and charger built into the luminaire. Pressure die-cast aluminium for sturdiness and long life. Specially designed pole mounting bracket allows different tilt angles, lateral and pole top mounting. SunStay has highest ever system efficacy of more than 175lm/W.



Offgrid	HSN Code	MRP (INR)
BRP710 LED20 CW MR S1 12V LFP AIO Solar Equip IN-with Sensor	94055040	65,000/-
BRP710 LED30 CW MR S1 12V LFP AIO Solar Equip IN-with Sensor	94055040	86,000/-
BRP710 LED45 CW MR S1 12V LFP Solar IN - with Sensor	94055040	96,000/-

CCT option: 3000K and 4000K. Option available without sensor. Option available with fixed dimming profile.

### SunStay BLE

In addition to features of Sunstay, Sunstay BLE has feature of configuring lumen output, dimming profile at site with an Android app, sensor can be enabled or disabled depending on site requirement. Critical parameters for battery, panel and load can be read from individual luminaires giving insights into functioning of different subsystems.



SunStay BLE	HSN Code	MRP (INR)
BRP710 LED20 CW 28PO PDIM50 BLE SOLAR IN	94055040	75,000/-
BRP710 LED20 CW 35MO PDIM50 BLE SOLAR IN	94055040	86,500/-
BRP710 LED30 CW 35MO PDIM30 BLE SOLAR IN	94055040	90,000/-
BRP710 LED30 CW 60MO PDIM30 BLE SOLAR IN	94055040	93,000/-
BRP710 LED45 CW 60MO PDIM30 BLE SOLAR IN	94055040	1,25,000/-

### Sunstay Hybrid

Hybrid SunStay powered by solar energy and at the same time connected to the electric grid. In case of abundant sunlight, it uses solar energy and otherwise it draws energy from the grid.



Hybrid	HSN Code	MRP (INR)
BRP710 LED20 CW MR HY SOLAR IN	94055040	83,000/-
BRP710 LED20 CW MR HY FDIM50 SOLAR IN	94055040	85,000/-
BRP710 LED30 CW MR HY SOLAR IN	94055040	92,750/-
BRP710 LED30 CW MR HY FDIM50 SOLAR IN	94055040	98,750/-
BRP710 LED45 CW MR HY SOLAR IN	94055040	1,05,000/-
BRP710 LED45 CW MR HY FDIM50 SOLAR IN	94055040	1,10,000/-
BRP710 LED60 CW MR HY FDIM20 SOLAR IN	94055040	1,25,000/-

CCT option: 3000K and 4000K

### Standalone LED Street Lighting System

Ideal for remote, rural and sub urban locations with no electricity. Also suitable for different low wattage, offgrid, solar outdoor applications driven by clean energy initiatives.



### SmartBright Solar: Street Lighting Range

Complete system comprises of luminaire with inbuilt charge controller, battery, PV panel and pole and mounting accessories



Standalone solar lighting system from 900-2100 lumens	94055040	On request
---	----------	------------

\* Actual product image may vary depending on the luminaire type / wattages.

### GreenLine V2 Solar

Complete system comprises of configurable luminaire with inbuilt charge controller, battery, PV panel and pole and mounting accessories.



Offgrid / Hybrid	HSN Code	MRP (INR)
Standalone solar lighting system from 1600-5000 lumens	94055040	On request

\* Actual product image may vary depending on the luminaire type / wattages.

### All-in-one Solar Street Light

All-in-one solar street light range up-to 12000 lumen with inbuilt lithium ferro phosphate batteries, monocrystalline solar panel and MPPT charge controller.



Offgrid	MRP (INR)
BRP111 LED20/757	45,000/-
BRP111 LED30/757	55,000/-
BRP111 LED50/757	77,000/-
BRP111 LED85/757	1,10,000/-
BRP111 LED120/757	1,60,000/-

### AIO Gen2 Hybrid

Hybrid AIO Gen2 powered by solar energy and at the same time connected to the electric grid. In case of abundant sunlight, it uses solar energy and otherwise it draws energy from the grid.



Offgrid	MRP (INR)
BRP111 LED20/757 M Solar HY	54,000/-
BRP111 LED30/757 M Solar HY	64,500/-
BRP111 LED50/757 M Solar HY	85,000/-
BRP111 LED85/757 M Solar HY	1,25,000/-
BRP111 LED120/757 M Solar HY	1,65,000/-

Option with sensor available in hybrid version on request

### UrbanSpark

UrbanSpark is integrated solar post top lantern with lithium ferro phosphate battery with vertically mounted panels on all four sides to catch sunlight throughout the day. Choice of street light and post top optics.



Type	HSN Code	MRP (INR)
UrbanSpark post top with 4m integrated pole	94055040	On request
UrbanSpark with 6m integrated pole	94055040	On request

### Non Integral - Flood Light solution


Solar powered outdoor flood lighting solution with system efficacy >170lm/watt. Reliable and long life makes this solution effective in fulfilling our present and future lighting requirements of road width upto 8-12 meter.



Type	HSN Code	MRP (INR)
System configurable option with BP483 up to 17000 lumen	94055040	On request
System configurable option with BVP485 up to 25800 lumen	94055040	On request

### Gen 4.0 Solar Standalone Street Light System: Offgrid and Hybrid

Complete range of configurable and connected solar street lights upto 24000 lumens. Suitable for major, intermediate and minor roads for new points as well as grid connected renovation projects.



Type	HSN Code	MRP (INR)
System Configurable Option upto 8000 Lumen	94055040	On request
System Configurable Option upto 13000 Lumen	94055040	On request
System Configurable Option upto 24000 Lumen	94055040	On request

### Solar UFO Posttop

UFO is integrated all-in-one solar posttop with lithium ferro phosphate battery, solar panel and charger built into luminaire itself. It has feature of selecting color temperature with the help of remote and has inbuilt microwave sensor.



Type	HSN Code	MRP (INR)
BPC010 LED20/MCT Solar post top IN	94055040	18,000/-
BPC010 LED30/MCT Solar post top IN	94055040	20,000/-
BPC010 LED40/MCT Solar post top IN	94055040	23,000/-
BPC010 LED50/MCT Solar post top IN	94055040	31,000/-

## In-house Software Suite



**System Manager**  
End user software & dashboard



**System Builder**  
Configuration & software tool



**Control App**  
Mobile control

## Network Lighting Controls

Philips Dynalite creates sophisticated, reliable, and energy-efficient lighting control solutions for residential, offices, retail, hospitality, industry, stadiums, public spaces, and more.

Type	
DDBC120-DALI MultiMaster DALI Driver Controller	
DDBC320-DALI DALI Driver Controller	
DDBC516FR Signal Dimmer Controller	
DDRC420FR Relay Controller	
DDRC1220FR-GL Relay Controller	
DDLE802 Leading Edge Dimmer Controller	
DDMC802 Multipurpose Modular Controller	
DUS360CR Multifunction Sensor	
DUS804CS-UP Multifunction Sensor Ultrasonic	
DUS90AHB-DALI Multifunction Sensor -Aisleway high bay DALI network sensor	
SNS401CMP Wireless Group Controller	
Antumbra Button/ Touch/Display Keypad	
PDTS Networked Touchscreen	
PDEG Ethernet Gateway	
DDNG-BACnet BACnet Network Gateway	
PDZG-E ZigBee Gateway	
DLLI8I8O Dry Contact Interface	
DDFCUC010 Fan Coil Unit Controller	

## Standalone Sensors

### LRM1071

OccuSwitch is a movement detector with a build-in switch. It will switch off the lights in a room or area when it is vacated and thus save energy. It can switch any load up to 6A and control an office area of around 20sqm for small movement (e.g. desk work) and around 50sqm for large movement (e.g. walking). It is smart daylight sensing technology offers additional saving through daylight override and daylight switching.



Type	MRP (INR)
LRM1071/10 - OccuSwitch Movement Detector	4,000/-

### LCM1601

Ecocet OccuSwitch is movement detector which is easy to install and supports both recessed and surface installation. There is no need for extra components for mounting. It will switch off the lights in a room or area when it is vacated and thus save energy. It can support upto 800W load at normal operation mode and upto maximum inrush current of 80A.



It is suitable for mounting height of 2.5m – 4m and detection radius of 3m and has features of adjusting daylight, holdtime and detecting angle

Type	MRP (INR)
LCM1601 - OccuSwitch Movement Detector	2,500/-

#### Terms & Conditions

- Price for network controls can be shared on request
- Please choose correct system configuration/Components for Network controls. (Only Philips Employees/Authorised Value Added Partners & System Integrators should be consulted).
- GST Extra as applicable in case of discounts considered on MRP.
- Warranty 1 year against manufacturing defects.
- Installation, Testing & Commissioning Extra as applicable.
- AMC available on request.
- The company reserves the right to discontinue/add new variants in the product range.



LED Lamps

### LEDTube Range

LED tube range integrates LED light source with frosted cover design into traditional linear fluorescent form delivering 50- 60%\* energy saving.



Essential LEDTube Range	HSN Code	MRP (INR)
Essential LEDTube 1200mm 20W/865 T8 IND I	8539	400/-
Essential LEDTube 20W B2B 865 T8	8539	500/-

Master LEDTube Range	HSN Code	MRP (INR)
Mas LEDTube 9w, 900lm, 865 T8	8539	600/-
Mas LEDTube 14W/2100lm 865 (<10%THD)	8539	900/-
Mas LEDTube 1200mm, 13W 865 T8 I IN30 – 1600lm	8539	700/-
Mas LEDTube 18W, 2100lm 865 T8 (VE)	8539	700/-
Mas LEDTube 1200mm 18W 865 T8 I – 2100lm	8539	800/-
Mas LEDTube 1200mm 18W 865 TEX	8539	800/-
Mas LEDTube 18W, 865 T8 I – 1800lm	8539	700/-
Mas LEDTube 30W, 4000lm, 865 T8	8539	1,300/-
Mas LEDTube 30W/4000lm 865 DS	8539	1,300/-
Mas LEDTube 16W/2100lm 865 Motion Sensor	8539	1,300/-

### LED PL-L 18W

Cost effective and easy way to move to LED without changing the 2'x2' conventional fittings.



Type	HSN Code	MRP (INR)
LED PL-L 18W, 6500K 2G11	8539	599/-

### Master LEDspot ExpertColor MV Range

Master LEDspot MV ExpertColor creates a warm and comfortable ambience for hospitality venues, homes and restaurants. It creates ambience with superior lighting that has a customised spectrum, high CRI and deep dimming features. The result being a beautiful lighting experience. The innovative, trimless lens design will also suit almost any interior decor with its clean and neat look. In addition, you can take advantage of the full ExpertColor family, which also includes LEDspot LV and LEDspot Par lamps.



Type	HSN Code	MRP (INR)
MAS LED MR16 ExpertColor 6.7-50W 927 10D	9290	2,299/-
MAS LED MR16 ExpertColor 6.7-50W 930 10D	9290	2,299/-
MAS LED MR16 ExpertColor 6.7-50W 940 10D	9290	2,299/-
MAS LED MR16 ExpertColor 6.7-50W 927 24D	9290	2,299/-
MAS LED MR16 ExpertColor 6.7-50W 930 24D	9290	2,299/-
MAS LED MR16 ExpertColor 6.7-50W 940 24D	9290	2,299/-
MAS LED MR16 ExpertColor 6.7-50W 927 36D	9290	2,299/-
MAS LED MR16 ExpertColor 6.7-50W 930 36D	9290	2,299/-
MAS LED MR16 ExpertColor 6.7-50W 940 36D	9290	2,299/-
MAS LED MR16 ExpertColor 6.7-50W 927 60D	9290	2,299/-
MAS LED MR16 ExpertColor 6.7-50W 930 60D	9290	2,299/-
MAS LED MR16 ExpertColor 6.7-50W 940 60D	9290	2,299/-

### Essential LEDspots MR16 /GU10 Lamps

Essential LEDspots MR16/GU10 are compatible with most existing fixtures with a GU5.3 socket and are designed as a retrofit replacement for halogen spots. Essential LEDspots MR16/GU10 deliver significant energy savings and minimize initial investment.




Type	HSN Code	MRP (INR)
Essential LED 4.6-50W GU10 827 36D	8539	399/-
Essential LED 4.6-50W GU10 830 36D	8539	399/-
Essential LED 4.6-50W GU10 865 36D	8539	399/-
MR16 4.5-50W 830/865	8539	299/-


# Transforming India, Illuminating Heritage

Delivering a wide range of high-performance professional LED lighting systems, empowering lighting professionals around the world to achieve their unique visions.


Rashtrapati Bhavan, New Delhi




Vishwanath Temple, Uttar Pradesh



India Gate, New Delhi



Kusum Sarovar, Vrindavan



[www.colorkinetics.com/global](http://www.colorkinetics.com/global)



ColorGraze MX Powercore



iColor Accent Compact



ArchiPoint iColor Powercore



ReachElite-Long-throw floodlight





## South

### CHENNAI

#### Signify Innovations India Limited

3rd Floor, C-Block, Sunny Side, Shafee  
Mohammed Road, Off Greams Road  
Chennai - 600 006  
Tel: 044 66074000/4020

### BANGALORE

#### Signify Innovations India Limited

Mfar Greenheart, Level 7, Manyata Tech  
Park, Hebbal Outer Ring Road,  
Bangalore - 560045  
Tel: 080 67819730

### HYDERABAD

#### Signify Innovations India Limited

Level 1, MB Towers, Road No 10,  
Banjara Hill, Hyderabad - 500034  
Tel: 040 46464828

## East

### KOLKATA

#### Signify Innovations India Limited

PS Arcadia Central, 3A, 3rd Floor,  
4A, Abanindranath Thakur Sarani  
(Camac Street) Kolkata - 700017  
Tel: 033 66297000

## West

### MUMBAI

#### Signify Innovations India Limited

Boomerang, B2 Wing,  
5th Floor, Unit No. 506,  
Chandivali Farm Road,  
Near Chandivali Studio,  
Andheri (East), Mumbai - 400072  
Tel: 91 22 6691 2000

## North

### GURGAON

#### Signify Innovations India Limited

9th Floor, DLF - 9B, DLF Cyber City  
DLF Phase 3, Gurgaon - 122002  
Tel: 91 124 460 6000

For any lighting service request you can reach out through

**Toll-free Number: 1800 103 5977**

**SMS: Send 'COMP' to 56363** - Our representative will call back

**Email: [lighting.india@philips.com](mailto:lighting.india@philips.com) or**

**Chat & Mail: [www.lighting.philips.co.in](http://www.lighting.philips.co.in) - Support/Contact us/Chatnow/Email**



© 2019 Koninklijke Philips N.V. All rights reserved.  
Reproduction in whole or in part is prohibited. Owing to continuous  
innovation and improvement, Philips India reserves the right to make  
changes in the data/details without prior notice. Care has been taken to  
ensure that the information contained within is correct.